

# Modelling of Parameters of the Air Purifying Process With a Filter-Adsorber Type Purifier by Use of Neural Network

Miomir RAOS<sup>1)</sup>, Ljiljana ŽIVKOVIĆ<sup>1)</sup>,  
Branimir TODOROVIĆ<sup>2)</sup>,  
Nenad ŽIVKOVIĆ<sup>1)</sup>, Amelija ĐORĐEVIĆ<sup>1)</sup>  
and Jasmina RADOSAVLJEVIĆ<sup>1)</sup>

1) Fakultet zaštite na radu, Univerzitet u Nišu  
(Faculty of Occupational Safety, University of  
Niš), Čarnojevića 10a, 18000 Niš,  
Republic of Serbia

2) Prirodno matematički fakultet, Univerzitet u  
Nišu ( Faculty of Sciences and Mathematics,  
Department of Mathematics and Informatics,  
University of Niš), Višegradska 33, 18000 Niš,  
Republic of Serbia

miomir.raos@znrfak.ni.ac.rs

## Keywords

*Air purification*  
*Flow-thermal parameters*  
*Modelling*  
*Neural network*

## Ključne riječi

*Modeliranje*  
*Neuronske mreže*  
*Pročišćavanje zraka*  
*Strujno-termički parametri*

Received (primljeno): 2010-12-12

Accepted (prihvaćeno): 2011-01-30

## 1. Experiment

Essence of experimental work is the formation of an original examination line, and the testing of interaction of integrated air cleaner, which contains a filter for mechanical impurities and an adsorption filter, with respect to mechanical and gaseous test contaminants, and air as the carrying gas.

The module of mechanical purifier consists of the panel industrial filter, internal labels 109.122.73/20, or F20, designed for the purpose of experiments by

Original scientific paper

It is well known that most air purifying methods imply the passing of air flow, as a pollutant carrier, through a control unit which retains impurities. Properties of the air control unit and the purifying process itself therefore differ depending on the nature of present impurities, as well as on flow-thermal properties of air as the carrier of those impurities. For the assumed conditions, in terms of production of a pollution source and presence of different polluting substances in the form of dust, aerosols, gas, vapor in the exhaust gas, etc., an integrated gas purifier has been designed and tested, comprising a module for purification of mechanical impurities and a module for purification of gaseous impurities. The purifier is compact and has a universal application while simultaneously retaining several different pollutants. These requirements were met through application of the filtration and adsorption methods. On the formed experimental line with an adequate system of acquisition, filter-adsorber type gas cleaners in the function of flow-thermal parameters of gas mixture were tested simultaneously. Experimental data were used for training the radial basis function neural network, which was then used to model properties of the process and gas cleaner.

## Modeliranje parametara procesa pročišćavanja zraka pročištačem tipa filter-adsorber neuronskom mrežom

Izvorno znanstveni članak

Poznato je da većina metoda pročišćavanja otpadnih plinova podrazumijeva prolazak struje otpadnog plina kao nositelja zagađenja kroz neki pročištač koji vrši zadržavanje nečistoća. Karakteristike pročištača i samog procesa pročišćavanja se zato razlikuju zavisno od vrste i prirode prisutnih nečistoća kao i od strujno termičkih osobina zraka kao nositelja tih nečistoća. Za predpostavljene uvjete, u smislu produkcije izvora emisije, prisustva različitih onečišćujućih tvari u obliku prašine, aerosola, plinova i para u otpadnom plinu, itd., koncipiran je i ispitivan integrirani pročištač plinova koji se sastoji iz modula za pročišćavanje mehaničkih nečistoća i modula za pročišćavanje plinovitih nečistoća. Pročištač je kompaktan, i ima univerzalnu primjenu uz istovremeno zadržavanje više različitih onečišćujućih tvari. Realizacija ovih zahtjeva ostvarena je primjenom metoda filtracije i adsorpcije. Na formiranoj eksperimentalnoj liniji s odgovarajućim sustavom akvizicije, simultano su izvršena ispitivanja pročištača otpadnih plinova tipa filter-adsorber u funkciji strujno termičkih parametara mješavine. Eksperimentalno dobiveni podaci iskorišteni su za obučavanje neuronske mreže radialnih bazisnih funkcija, kojom je izvršeno modeliranje karakteristika pročištača i procesa.

a domestic manufacturer of filter products "Frad", Aleksinac, Serbia.

Dimensions of the filter partition are 600x600, mm, and the fill consists of filter paper with specific load of 120, gr/m<sup>2</sup>, with gas flow > 750, l/m<sup>2</sup>s, with pressure drop down to 200 [Pa], manufactured by NEENAH GESSNER, Germany, with nominal fineness of filtering  $F = 13.5 - 19, \mu\text{m}$ .

The module of gas pollutants air cleaner contains an adsorption active coal (charcoal) fill in the form of cassette groups with 12 cartridges. The pelleted active

### Symbols/Oznake

RBF	- Radial basis function Neural Network - Neuronska mreža radijalnih bazisnih funkcija	$\sigma_i = [\sigma_{i1}, \dots, \sigma_{in}]^T$	- width of the activation function of “ $I$ ” hidden neuron - širina aktivacijske funkcije “ $I$ -tog” skrivenog neurona
$n^I$	- entrances - ulazi (ulazni neuroni)	$E$	- the criterion function - kriterijumska funkcija
$n^H$	- hidden neurons - skriveni neuroni	$u^\lambda$	- the $\lambda^{\text{th}}$ input sample - $\lambda$ -ti ulazni uzorak
$n^O$	- output neurons - izlazni neuroni	$y_1^\lambda$	- the $l^{\text{th}}$ component of the $\lambda^{\text{th}}$ target output - $l$ -ta komponenta $\lambda$ -tog ciljanog izlaza
$\hat{y}_1$	- output of the “ $I^{\text{th}}$ ” neuron in exit layer - izlaz “ $I$ -tog” neurona u izlaznom sloju	$f_l(u^\lambda)$	- the $l^{\text{th}}$ component of RBF network output obtained for $\lambda^{\text{th}}$ inlet $u^\lambda$ - $l$ -ta komponenta RBF izlaza mreže dobijenog za $\lambda$ -ti ulaz $u^\lambda$
$\varphi(u, m_i, \sigma_i)$	- the output of the “ $I^{\text{th}}$ ” hidden neuron - izlaz “ $I$ -tog” skrivenog neurona	$p$	- any adaptive RBF network parameter - bilo koji adaptivni parameter RBF mreže
$u$	- instant input - trenutni ulaz	$\Delta(n)$	- local value of parameter shift in step $n$ - lokalna vrijednost promjene parametra u koraku $n$
$a_{i0}$	- the threshold of the “ $I^{\text{th}}$ ” output neuron - prag “ $I$ -tog” izlaznog neurona	$n^H$	- minimal number of hidden neurons - minimalni broj skrivenih neurona
$a_{ii}$	- the weight between “ $I$ ” hidden and “ $O$ ” output neuron - težina između “ $I$ ” skrivenog i “ $O$ ” izlaznog neurona		
$m_i = [m_{i1}, \dots, m_{in}]^T$	- center of the activation function of “ $I$ ” hidden neuron - centar aktivacijske funkcije “ $I$ -tog” skrivenog neurona		

coal with granulations of 4[mm] was manufactured by an American corporation CALGON CARBON (and their European branch Chemviron Carbon).

Adsorption filter size depends on the necessary capacity of adsorption and spatial properties of air cleaner, as well as on hydrodynamic and exploitative conditions.

The acquisition system consists of sensors and transmitters of physical non-electric quantities, a device for measuring, processing, and acquiring data, a personal computer, and a source of direct electrical current which supplies power to transmitters.

- **M1**, input air velocity in the intake canal, in front of the first filter unit, (primary air canal)
- **M2**, temperature and relative humidity of input air, in front of the first filter unit, (primary air canal)
- **M3**, differential pressure streams of air in input and output canals of the first filter unit (primary and secondary air canal)
- **M4**, temperature and relative humidity of air in the output canal of the first filter unit, (secondary air canal)
- **M5**, concentration of gaseous chemical pollutants (probation measure point), in the output canal of the first filter unit, (secondary air canal)

- **M6**, differential pressure of air flow in input and output canals of the second filter unit, (secondary and tertiary air canal)
- **M7**, concentration of gaseous chemical pollutants in the output canals of the second filter unit, (tertiary air canal)
- **M8**, temperature and relative humidity of air in the output canal of the second filter unit, (tertiary air canal)
- **M9**, temperature in the room

Position of measuring points on the examination line is represented in Figure 1.

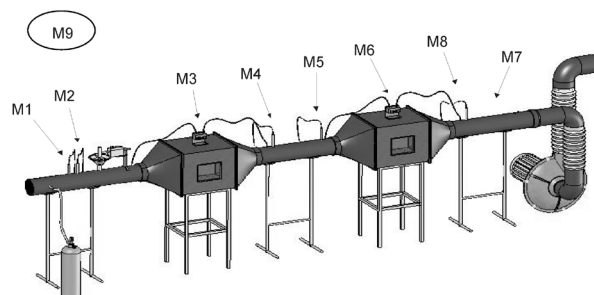


Figure 1. Appearance of experimental set up with measuring points

Slika 1. Prikaz eksperimentalne aparature s mjernim točkama

## 2. Modelling with a Neural RBF network – Neural network learning algorithm

The radial basis function neural network was used, with  $n^l$  entrances,  $n^H$  hidden neurons, and  $n^0$  output neurons. The output of the  $l^{\text{th}}$  neuron in exit layer is defined as:

$$\hat{y}_l = a_{l0} + \sum_{i=1}^{n^H} a_{li} \varphi_i(u; m_i, \sigma_i) \quad (1)$$

and the output of the  $l^{\text{th}}$  hidden neuron is defined as:

$$\varphi_l(u; m_l, \sigma_l) = \exp \left\{ - \sum_{j=1}^{n^l} \left( \frac{u_j - m_{lj}}{\sigma_{lj}} \right)^2 \right\}, \quad (2)$$

where  $u$  is the instant input,  $a_{l0}$  is the threshold of the  $l^{\text{th}}$  output neuron,  $a_{li}$  is the weight between  $l^{\text{th}}$  hidden and  $l^{\text{th}}$  output neuron;  $m_l = [m_{l1}, \dots, m_{ln^l}]^T$  and  $\sigma_l = [\sigma_{l1}, \dots, \sigma_{ln^l}]^T$  are the center and width of the activation function of  $l^{\text{th}}$  hidden neuron, respectively.

Adaptation of parameters and structure of the RBF (Radial Basis Function) network goes on in the iterative procedure of passages through a given set of training samples. Off-line algorithms of structure adaptations: K-means and “orthogonal least squares” provide networks with a large number of neurons because adaptive parameters are the only output weights. Katayama et al. [3] combined Maximum Absolute Error method (MAE) for the adaptation of structures and gradient descent for the adaptation of RBF parameters. Their method here is extended by application of “Resilient Back Propagation (RPROP)” [1-2, 4] algorithm for parameter adaptation instead of gradient descent.

The learning algorithm comprises the following processes:

Parameter adjustment for a given set of hidden neurons

Adaptation of network architecture for the addition of new neurons

The learning task can be formulated as follows. If  $A$  for input/output samples of data are given and also a preset model error  $\varepsilon > 0$ , which has to be satisfied, we need to find the minimal number of hidden neurons  $n^H$  and optimal parameter values  $a_{ki}, m_{ij}, \sigma_{ij}, l=1, \dots, n^0, i=1, \dots, n^H, j=1, \dots, n^l$  so that the following inequation is satisfied:

$$E = \frac{1}{2} \sum_{\lambda=1}^{\Lambda} \sum_{l=1}^{n^0} (y_l^\lambda - f_l(u^\lambda))^2 < \varepsilon, \quad (3)$$

where  $E$  is the criterion function which needs to be minimized,  $u^\lambda$  is the  $\lambda^{\text{th}}$  input sample,  $y_l^\lambda$  is the  $l^{\text{th}}$  component of the  $\lambda^{\text{th}}$  target output and  $f_l(u^\lambda)$  is the  $l^{\text{th}}$  component of RBF network output obtained for  $\lambda^{\text{th}}$  input  $u^\lambda$ . In RPROP, the parameter adaptation method is based on gradient sign  $\partial E / \partial a_{li}, \partial E / \partial m_{ij}, \partial E / \partial \sigma_{ij}, l=1, \dots, n^0,$

$i=1, \dots, n^H, j=1, \dots, n^l$ . Let  $p$  be any adaptive RBF network parameter. Adaptation of parameter  $P$  is defined by the following iterative procedure:

$$p(n+1) = p(n) + \Delta p(n), \quad (4)$$

$$\Delta p(n) = -\text{sgn}(\partial E(n) / \partial p(n)) \cdot \Delta(n),$$

where:

$$\text{sgn}(x) = \begin{cases} 1 & \text{if } x > 0 \\ -1 & \text{if } x < 0, \\ 0 & \text{else} \end{cases} \quad (5)$$

and  $\Delta(n)$  is a local value of parameter shift in step  $n$ . Every parameter has its own change value which is obtained based on:

$$\Delta(n) = \begin{cases} \Delta(n-1) \cdot \eta_+ & \text{if } \partial E(n) / \partial p(n) \cdot \partial E(n-1) / \partial p(n-1) > 0 \\ \Delta(n-1) \cdot \eta_- & \text{if } \partial E(n) / \partial p(n) \cdot \partial E(n-1) / \partial p(n-1) < 0. \\ \Delta(n-1) & \text{else} \end{cases} \quad (6)$$

When the error reaches the minimum during the process of adaptation for the given number of hidden neurons, i.e. radial basis functions, algorithm generates new basis functions. They are generated so that the centre of the function is located in the point of input space for which the maximal amount of absolute error (difference between a desired response and the response received from the RBF network with current structure) is obtained.

## 3. Predicting the change of the air cleaner parameters by using neural network

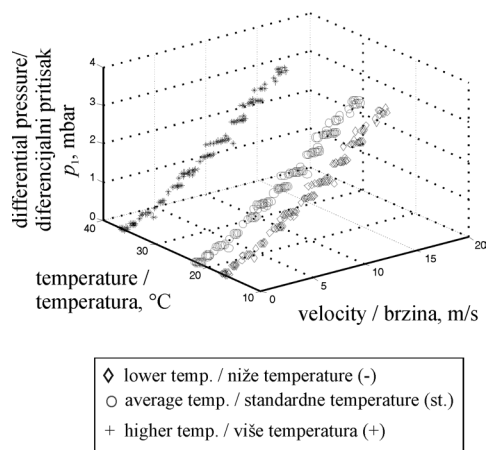
Data for training the radial basis function (RBF) neural network have been taken from experiments. As the input data in the neural network, the following data were considered, in different models: temperature and velocity, relative humidity and flow, velocity and concentration, and as the output data: differential pressure or the output concentration in the filter partition, i.e. the adsorber filter.

The data obtained during the experiment, or the “tripartite data” – velocity, temperature, and differential pressure – are used for training the neural network.

After the training period, the neural network was asked to predict values of differential pressure for those temperature and velocity values which had not been available as measured data during the experiment.

Figure 2 shows data based on which neural network training activity was conducted.

Neural network prediction essentially represents the law of behavior of differential pressure depending on the temperature, the relative humidity, and the velocity of gas mixture (flow rate).

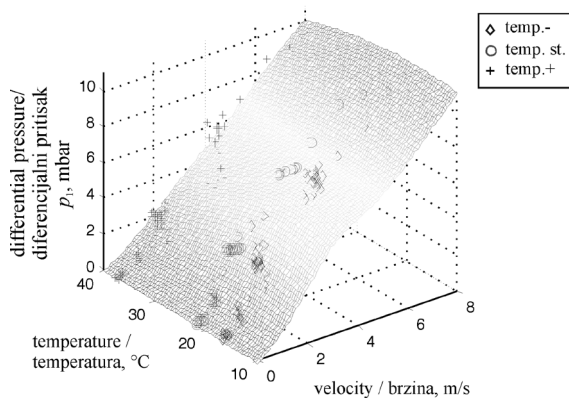


**Figure 2.** Three sets of temperature data as a basis for Neural network training and prediction

**Slika 2.** Tri seta temperaturnih podataka kao osnova za obučavanje i predviđanje Neuronske mreže

The similar applies to the prediction of input and output concentrations of test gases and vapors with respect to changes in temperature, relative humidity, and velocity of gas mixture (flow) through adsorber layers.

Results of the prediction, illustrated by functional dependence of the differential pressure of mechanical impurities filter on temperature, relative humidity, and (gas flow) velocity, which neural network has “learned” based on given measuring data, are shown in figures 3 and 4.

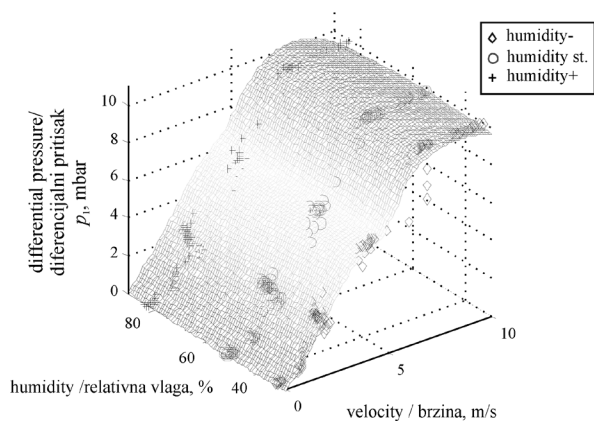


**Figure 3.** Prediction of differential pressure on F20 mechanical impurities filter in function of temperature and velocity (flow rate) of gas mixture

**Slika 3.** Procjena diferencijalnog pritiska na filteru mehaničkih nečistoća F20 u funkciji temperature i brzine (protoka) plinske smješe

Previous diagrams show the impact of flow-thermal parameters on the mechanisms for test dust separation on the filter partition. It is obvious that increased temperature of the gas mixture results in density reduction and viscosity increase for the carrying gas (air), which is

manifested through small pressure drops on the filter partition and vice versa.



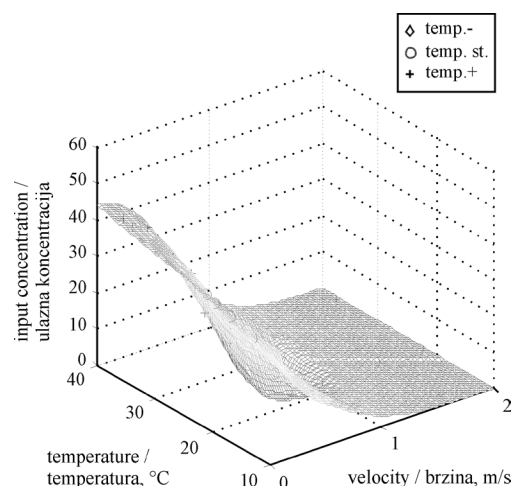
**Figure 4.** Prediction of differential pressure on F20 mechanical impurities filter in function of relative humidity and velocity (flow rate) of gas mixture

**Slika 4.** Procjena diferencijalnog pritiska na filteru mehaničkih nečistoća F20 u funkciji relativne vlage i brzine (protoka) plinske smješe

In the event of the increase in the relative humidity of the gas mixture, less pressure drops occur on filter partitions and purification is more efficient.

Since the integrated air cleaner comprises a filter for mechanical impurities and an adsorber, Figures 5 to 8, show the prediction of input and output concentrations of isobutylene vapor used in the experimental phase.

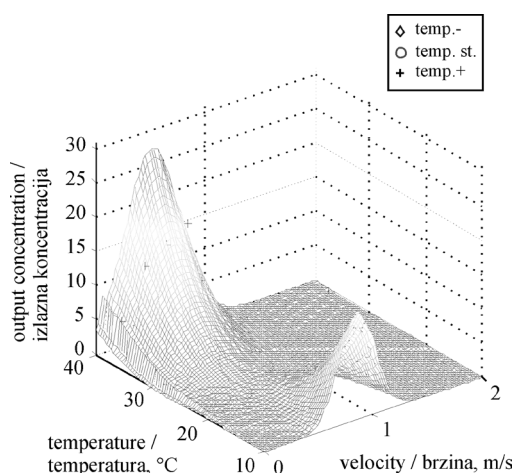
Figure 5 shows the prediction of input concentration (ppm) of isobutylene vapor in function of temperature and velocity (flow rate) of gas mixture through the adsorption fill (charcoal).



**Figure 5.** Prediction of input concentration [ppm] of isobutylene vapor in function of temperature and velocity (flow rate) of gas mixture

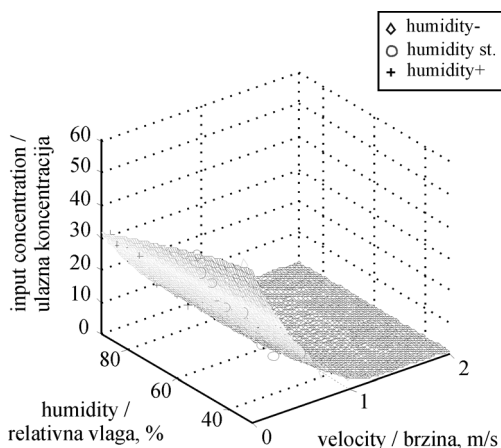
**Slika 5.** Procjena ulazne koncentracije [ppm] pare izobutilena u funkciji temperature i brzine (protoka) plinske smješe

Increased temperatures in the system facilitate the evaporation of isobutylene, which results in increased concentrations in front of the adsorption filter. As the air flow rate in filter-ventilation system increases, input concentrations of isobutylene become diminished. Figure 6 shows predictions of output concentration of isobutylene vapor in function of temperature and velocity (flow rate) of gas mixture through the adsorption fill (charcoal).



**Figure 6.** Prediction of output concentration [ppm] of isobutylene on adsorption filter (charcoal) in function of temperature and velocity (flow rate) of gas mixture

**Slika 6.** Procjena izlazne koncentracije [ppm] pare izobutilena na adsorpcijskom filteru (aktivni ugljen) u funkciji temperature i brzine (protoka) plinske smješe



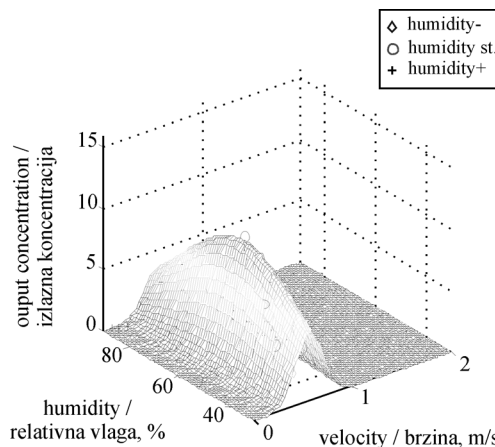
**Figure 7.** Prediction of input concentration of isobutylene vapor in function of relative humidity and velocity (flow rate) of gas mixture

**Slika 7.** Procjena ulazne koncentracije pare izobutilena u funkciji relativne vlage i brzine (protoka) plinske smješe

The figure shows negligible concentrations of isobutylene vapor behind the adsorption filter at lower temperatures and abstemious flow rates of gas mixture. In contrast, higher temperatures cause the increase in output

concentrations of isobutylene vapor. At higher gas mixture velocities through the adsorber, output concentrations become equal to the input ones, because the time of phase contact decreases, wherein the adsorption process is negligible. Figure 7 shows the predictions of input isobutylene vapor concentration in function of relative humidity and velocity (flow rate) of gas mixture through the adsorption fill (charcoal).

From the previous figure, we may notice an increase in input isobutylene vapor concentrations with reduced humidity content in the air. The evaporating of isobutylene is then more intensive, and the input concentrations are larger. With larger gas mixture flows in the filter-ventilation system, input concentration drops to the minimum as a consequence of large volume of air flow. Figure 8 shows the predictions of output isobutylene vapor concentration in function of relative humidity and velocity (flow rate) of gas mixture through the adsorption fill (charcoal).



**Figure 8.** Prediction of output concentration of isobutylene [ppm] on adsorption filter (charcoal) in function of relative humidity and velocity (flow rate) of gas mixture

**Slika 8.** Procjena izlazne koncentracije izobutilena [ppm] na adsorpcijskom filteru (aktivni ugljen) u funkciji relativne vlage i brzine (protoka) plinske smješe

Output concentrations are a consequence of complex thermodynamic, flow, and diffusion processes in the adsorber. Lower humidity content in the air results in increased input concentrations, but also in a good response from desorption filling of the filter. With large flows of gas mixtures, output concentrations are similar in value to the input ones, because there is no sufficient time for the contact of phases. It is very important to observe the input and output concentration models simultaneously because they are closely related and can be explained only through their relation to one another. It is important to emphasise the importance of simultaneous observation of predictions of input and output concentrations of test gases and vapors in function of flow-thermal parameters because it is the only way of getting the full picture of the

process in real time. Owing to decrease in temperature, production of organic solvent vapors also decreases, resulting in the decrease of input concentration. An additional decrease of input concentration occurs with constant increase of velocities (flow rates) of gas mixtures. i.e. with the ever-growing quantities of air passing through the system. Simultaneously, on the output of the adsorber, there are positive responses in terms of removing unwanted compounds for lower temperatures and relatively moderate velocities of gas mixtures. On the other hand, high velocities of gas mixture and higher temperatures result in larger quantities of output concentrations, which indicates that the adsorber is not functioning properly. Predictions of adsorber behavior in case of relative humidity change, shows positive behavior in the event of lower relative air humidity and lower (moderate) velocities of gas mixture through the adsorber. In contrast, higher humidity actively participates in the adsorption process and occupies the place of the active chemical compound. In addition, increased air humidity has limited acceptancy for organic compound vapors; therefore, input concentrations are reduced. There is obviously specific dual behavior present in the filter-adsorber system, resulting from the opposed natures of filtering and adsorption processes. Generally, what is beneficial for the process of filtration and what facilitates particle separation through the aforementioned mechanisms, is quite the opposite for the process of adsorption, and vice versa. Certainly there are many other aspects of observing this system which can be added between these statements. They refer to many possible reactions of chemical compounds and particles, interactions between particles and air, etc.

#### 4. Conclusion

On the basis of experimental data, modelling of air cleaner parameters by neural network was conducted, with respect to flow-thermal parameters of gas mixture. The radial basis function neural network was used and data for its training were taken from experiments. In different models, input parameters of neural network are represented by temperature and velocity, relative humidity and flow rate, velocity and input concentration of test dust and test gases, and output parameters by differential pressure on filter partition (adsorber), in other words, output concentration of gaseous test substances at the adsorption filter output. Experimental data, or "tripartite data" – velocity, temperature, and differential pressure – are used for training the neural network.

In the trainings process, the neural network was given the task to predict output values (differential pressure on the mechanical impurities filter, output concentration of gaseous test substances) for those values of temperatures, relative humidity, and velocity (flow rates) of gas

mixtures, for which experimental testing has not been conducted.

Predictions by neural network basically represent the law of behavior of output quantities relative to the input ones, obtained by self-learning of neural network and through available experimental data.

Our topic for consideration was the prediction of differential pressure and output concentration depending on temperature, relative humidity, and velocity of gas mixture.

#### Acknowledgment

This work has been funded by the Serbian Ministry for Science under the projects III-43014.

#### REFERENCES

- [1] RIEDMILLER, M.: *Rprop-description and implementation details*, Technical Report, University of Karlsruhe, Karlsruhe, January 1994.
- [2] RIEDMILLER, M.; BRAUN, H.: *A direct adaptive method for faster backpropagation learning: The RPROP algorithm*, in H. Ruspini, editor, Proceedings of the IEEE International Conference on Neural Networks (ICNN), San Francisco, USA, 1993, 586-591.
- [3] KATAYAMA, R.; Watanabe, M.; KUWATA, K.; KAJITANI, Y.; NISHIDA, Y.: *Performance evaluation of self generating radial basis function for function approximation*, Proceedings of 1993 International Joint Conference on Neural Networks, 1993. IJCNN '93-Nagoy, pp. 471 - 474 vol.1.
- [4] RIEDMILLER, M.: *Advanced supervised learning in multi-layer perceptrons – from backpropagation to adaptive learning algorithms*, Computer Standards and Interfaces, 16:265–278, 1994.
- [5] STANKOVIĆ, M.; TODOROVIĆ, B.; VIDOJKOVIĆ, B.: *Reconstruction of chaotic dynamics using structurally adaptive radial basis function networks*, NEUREL '02. 2002 6th Seminar on Neural Network Applications in Electrical Engineering, 2002. pp.33 - 36, Print ISBN: 0-7803-7593-9.
- [6] FRANKOVIĆ, B.: *Interdisciplinarna istraživanja su nužnost današnje znanosti*, Strojarstvo 51(2009), 1; 3-4 (uvodnik, ostalo).
- [7] RAOS, M.: *Investigation of integrated air purifier from low power emission sources*, Ph. D. Thesis, Faculty of Occupational Safety, University of Niš, Niš, 2008.
- [8] RAOS, M.; ŽIVKOVIĆ, Lj.; ŽIVKOVIĆ, N.; TODOROVIĆ, B.: *Modeling of air pollution control devices using neural networks*, Scientific Journal Facta Universitatis, Series: Workig and Living Environmental Protection, VOL. 2, No 5, Niš, 2005, 485-492.