

ORTHONORMAL FUNCTIONS BASED MODEL PREDICTIVE CONTROL OF PH NEUTRALIZATION PROCESS

Amila Dubravić, Zenan Šehić, Mustafa Burgić

Original scientific paper

This paper presents use of Legendre and Laguerre orthonormal functions for representation of the control trajectory in discrete model predictive control, on a pH neutralization process, which is a process with static non-linearity. Performance is tested with plant-to-model mismatch present. Orthonormal functions are used for efficient parameterisation of the difference of control signal as in the case of linear process. This approach has better computational efficiency compared to the classical predictive control algorithms.

Keywords: model predictive control, non-linear process, orthonormal functions, pH neutralization

Ortonormalne funkcije u prediktivnom upravljanju modelom kod pH procesa neutralizacije

Izvorni znanstveni članak

U radu se opisuje primjena Legendre i Laguerre ortonormalnih funkcija za predstavljanje upravljačke putanje u prediktivnom upravljanju diskretnim modelom, kod pH procesa neutralizacije, procesa sa statičnom nelinearnošću. Provedba je testirana uz postojanje nepodešenosti između postrojenja i modela. Ortonormalne funkcije su rabljene za učinkovitu parametrizaciju razlike upravljačkog signala kao u slučaju linearnog procesa. U ovom je pristupu računalna učinkovitost bolja u usporedbi s klasičnim algoritmima prediktivnog upravljanja.

Ključne riječi: nelinearni proces, ortonormalne funkcije, pH neutralizacija, prediktivno upravljanje modelom

1 Introduction

Recently proposed approaches of model predictive control suggest use of different model descriptions: hybrid fuzzy model [13, 15], Wiener-model based on PWL [14], hybrid MPC based on genetic algorithms [16], probabilistic neural-network [17]. Approach used in this article proposes use of orthonormal functions as in [2] tested on a non-linear pH neutralization process.

As described in [1] the technique used in the design of discrete model predictive controller is based on modeling the control trajectory, control signal $u(k)$ or the difference of control signal $\Delta u(k)$ by forward shift operators, which can lead to possible large number of forward shift operators used for the description of control trajectory if complicated dynamics of the process, fast sampling or high demands on closed-loop performance are present. Fast changes of control signal are also possible as there is no structural constraint on the future control signal. Performance of the model predictive controller, based on orthonormal Laguerre and Legendre functions, is tested on a pH neutralization process, having static non-linearity. It can be concluded that plant-to-model mismatch is present, so robustness of this approach is tested.

As described in [1, 2] advantage of such approach is reduction in number of parameters used for description of the control trajectory compared to the classical approach. The change of control trajectory is managed through adjustment of scaling factor present in orthonormal function.

Paper consists of Section 1, being Introduction, Sections 2 and 3, present algorithm for model predictive controller design using Laguerre and Legendre functions, respectively. Section 4 presents pH neutralization process. In Section 5 results of simulation examples are presented. After simulation section, follow conclusions.

2 Laguerre orthonormal functions

The z -transforms of the discrete-time Laguerre networks are written as

$$\begin{aligned} L_1(z) &= \frac{\sqrt{1-a^2}}{1-az^{-1}}, \\ L_2(z) &= \frac{\sqrt{1-a^2}}{1-az^{-1}} \frac{z^{-1}-a}{1-az^{-1}}, \\ &\vdots \\ L_N(z) &= \frac{\sqrt{1-a^2}}{1-az^{-1}} \left(\frac{z^{-1}-a}{1-az^{-1}} \right)^{N-1}, \end{aligned} \quad (1)$$

$l_i(k)$ denotes the inverse z -transform of $L_i(z, a)$. In Fig. 1 Laguerre network is presented. The set of discrete-time Laguerre functions is expressed in a vector form as

$$L(k) = [l_1(k) \ l_2(k) \ \dots \ l_N(k)]^T. \quad (2)$$

Set of discrete Laguerre functions satisfies the following difference equation:

$$L(k+1) = A_l L(k). \quad (3)$$

A_l is a quadratic matrix of dimension $(N \times N)$ and is function of parameters a and $\beta = 1 - a^2$. Initial state is given by

$$L(0)^T = \sqrt{\beta} [1 \ -a \ a^2 \ -a^3 \ \dots \ (-1)^{N-1} a^{N-1}]. \quad (4)$$

Example for $N = 5$:

$$A_l = \begin{bmatrix} a & 0 & 0 & 0 & 0 \\ \beta & a & 0 & 0 & 0 \\ -a\beta & \beta & a & 0 & 0 \\ a^2\beta & -a\beta & \beta & a & 0 \\ -a^3\beta & a^2\beta & -a\beta & \beta & a \end{bmatrix}$$

Design of discrete MPC using the pulse operator corresponds to the case where the parameter $a = 0$ in the Laguerre polynomial.

At time k_i , the control trajectory $\Delta u(k_i), \Delta u(k_i+1), \Delta u(k_i+2), \dots, \Delta u(k_i+k), \dots$, is regarded as the impulse response of a stable dynamic system. A set of Laguerre functions, $l_1(k), l_2(k), \dots, l_N(k)$ is used to capture the dynamic response with a set of Laguerre coefficients that are to be determined from the design process. Based on this,

$$\Delta u(k_i + k) = \sum_{j=1}^N c_j(k_i) l_j(k), \tag{5}$$

where k_i is the initial time of the moving horizon window and k is the future sampling instant, N is the number of terms used in the expansion, $c_j, j = 1, 2, \dots, N$, are the coefficients being functions of the initial time of the moving horizon window, k_i .

Eq. (5) can also be expressed in a vector form:

$$\Delta u(k_i + k) = L(k)^T \eta, \tag{5a}$$

where η has N Laguerre coefficients:

$$\eta = [c_1 \ c_2 \ \dots \ c_N]^T. \tag{5b}$$

So, the coefficient vector η is optimized and computed in the design.

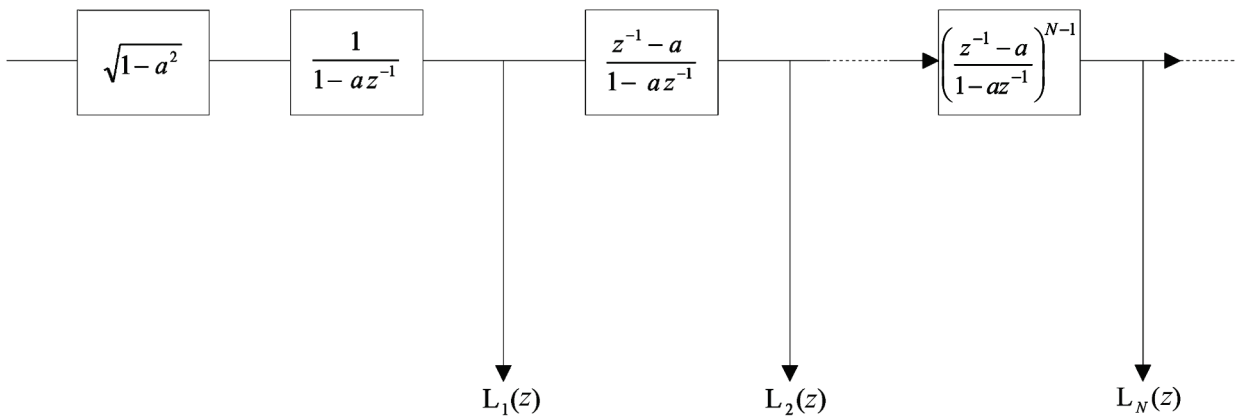


Figure 1 Laguerre network

3 Legendre orthonormal functions

The z -transforms of the discrete-time Legendre networks are written as

$$B_n(z) = z^d \left(\frac{\sqrt{1-|\xi_n|^2}}{z-\xi_n} \right) \prod_{k=0}^{n-1} \left(\frac{1-\xi_k z}{z-\xi_k} \right); \quad d = 0 \text{ or } 1, \tag{6}$$

$$\xi_k = \frac{2-\alpha(2k+1)}{2+\alpha(2k+1)},$$

$p_i(k)$ denotes the inverse z -transform of $B_i(z, \xi_1 \dots \xi_i)$. The set of discrete-time Legendre functions is expressed in a vector form as

$$P(k) = [p_1(k) \ p_2(k) \ \dots \ p_N(k)]^T. \tag{7}$$

Set of discrete Legendre functions satisfies the following difference equation

$$P(k+1) = \mathcal{L}P(k), \tag{7a}$$

similar to the Laguerre case.

By analysing Legendre network given in Fig. 2, or by analyzing construction given by Eq. (6) one obtains

$$\Omega = \begin{bmatrix} \xi_1 & 0 & 0 & \dots & 0 \\ 0 & \xi_2 & 0 & \dots & 0 \\ 0 & 0 & \xi_3 & \dots & 0 \\ \vdots & \vdots & \vdots & \dots & \vdots \\ 0 & 0 & 0 & \dots & \xi_n \end{bmatrix}, \tag{7b}$$

$$P(0) = \begin{bmatrix} \sqrt{\beta_1} \\ -\xi_1 \sqrt{\beta_2} \\ \xi_1 \xi_2 \sqrt{\beta_3} \\ -\xi_1 \xi_2 \xi_3 \sqrt{\beta_4} \\ \xi_1 \xi_2 \xi_3 \xi_4 \sqrt{\beta_5} \\ \vdots \end{bmatrix}, \tag{7c}$$

β_i being $\beta_i = 1 - \xi_i^2$.

At time k_i , the control trajectory $\Delta u(k_i), \Delta u(k_i+1), \Delta u(k_i+2), \dots, \Delta u(k_i+k)$, is regarded as the impulse response of a stable dynamic system. A set of

Legendre functions, $p_1(k), p_2(k), \dots, p_N(k)$ is used to capture the dynamic response with a set of Legendre coefficients that are to be determined from the design process. Based on this,

$$\Delta u(k_i + k) = \sum_{j=1}^N c_j(k_i) p_j(k), \tag{8}$$

where k_i is the initial time of the moving horizon window and k is the future sampling instant, N is the number of terms used in the expansion, $c_j, j = 1, 2, \dots, N$, are the

coefficients being functions of the initial time of the moving horizon window, k_i .

Eq. (8) can also be expressed in a vector form:

$$\Delta u(k_i + k) = P(k)^T \eta, \tag{9}$$

where η has N Legendre coefficients:

$$\eta = [c_1 \ c_2 \ \dots \ c_N]^T. \tag{10}$$

So, the coefficient vector η is optimized and computed in the design.

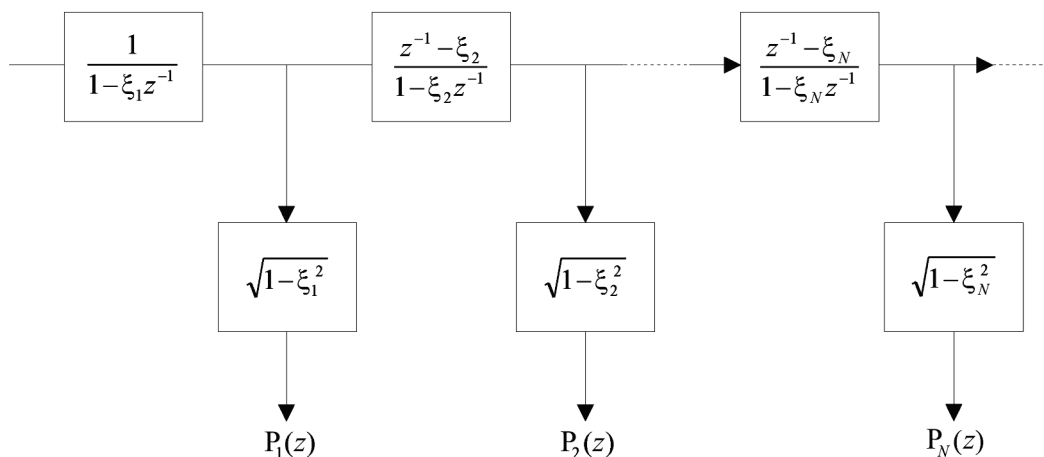


Figure 2 Legendre network

As thoroughly explained in [1], an alternative formulation of the cost function is used and formulated, for both, Laguerre functions presented in Section 2, and Legendre functions presented in this section. The task is finding the coefficient vector η to minimize the cost function:

$$J = \sum_{m=1}^{N_p} x(k_i + m|k_i)^T Q x(k_i + m|k_i) + \eta^T R_L \eta, \tag{11}$$

$Q \geq 0$ and $R_L > 0$ being weighting matrices.

Having optimal parameter vector η , the receding horizon control law is realized as

$$\Delta u(k_i) = P(0)^T \eta. \tag{11a}$$

Design parameter N is the number of terms used in capturing the control signal, in both, Laguerre and Legendre case.

Parameter ξ_i defined in Eq. (6) is like parameter a in the Laguerre case, except it has progression.

Stability of the closed loop system can be guaranteed under certain circumstances. An approach that uses terminal constraints on the state variables, which forces the terminal state variables to be zero is thoroughly explained in [1] for Laguerre case, and can be used in the Legendre case.

4 pH neutralization process

As presented in [3] the pH neutralization process is explained as follows. An acid stream (flow Q_1), a buffer stream (flow Q_2) and a base stream (flow Q_3) are mixed in a tank T_1 . The acid and base streams are equipped with flow control valves. Before mixing, the acid stream passes through a tank T_2 , which introduces additional flow dynamics. The liquid levels h_1 and h_2 and effluent pH are measured variables. The single-input single-output control scheme considers the effluent pH to be the controlled variable y and the base stream flow Q_3 to be the manipulated variable u .

A more detailed description of this process can be found in [4].

Fig. 3 shows block diagram of the process described above.

Model of the process described with cascade of a

$$\text{discrete linear block } G_0(z^{-1}) = \frac{0,0563z^{-1} + 0,1659z^{-2}}{1 - 0,9508z^{-1} + 0,173z^{-2}}$$

and static nonlinearity f is estimated and presented in [3]. Both Laguerre and Legendre based predictive controllers were obtained based on the discrete linear block and gain equaling one. So, in different working points, there is plant-to-model mismatch present, as controllers were obtained for gain equaling one, and true gain is anywhere between approximately 0,2 and 2 in different working points, as can be seen in [3].

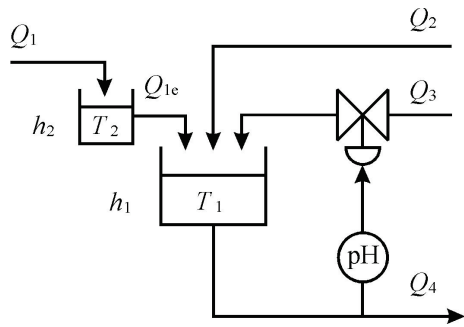


Figure 3 Block diagram of the pH neutralization process

4 Simulation

Fig. 4 presents block scheme used for simulation of pH neutralization process.

Fig. 5 shows reference trajectory. Figs. 6 and 7 show output of the pH neutralization process obtained using MPC based on Laguerre and Legendre orthonormal functions.

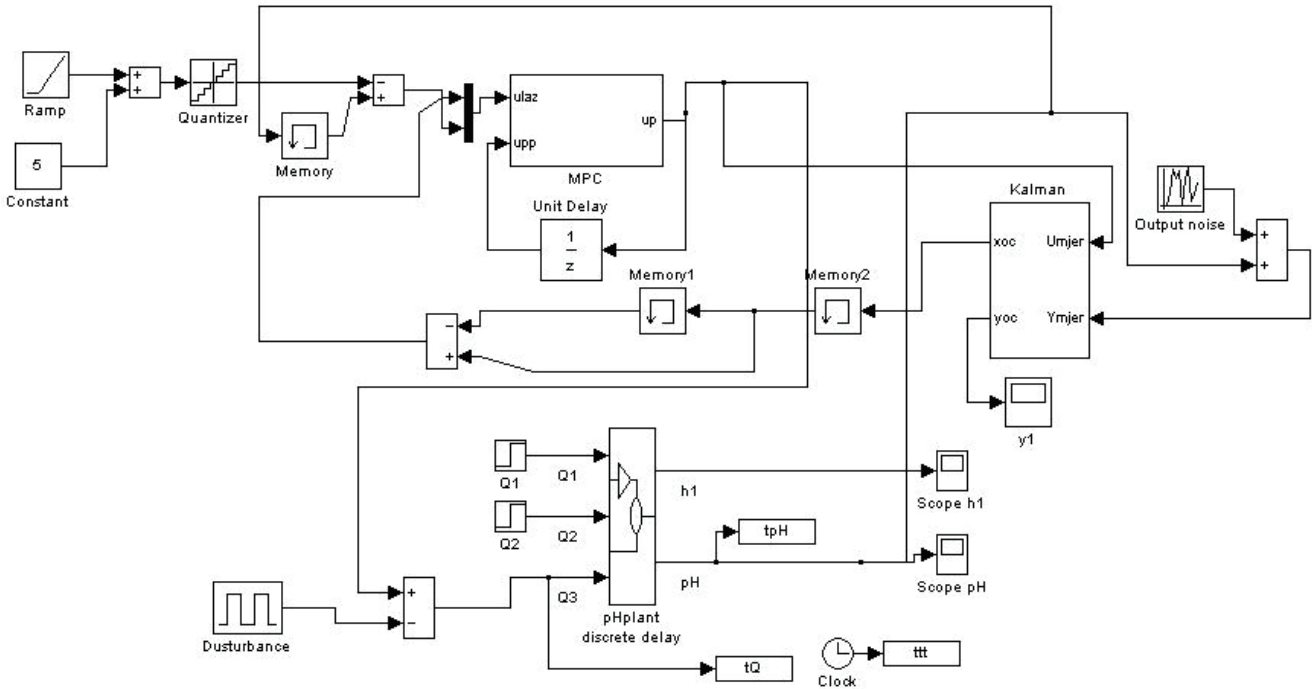


Figure 4 Block scheme used for simulation of process

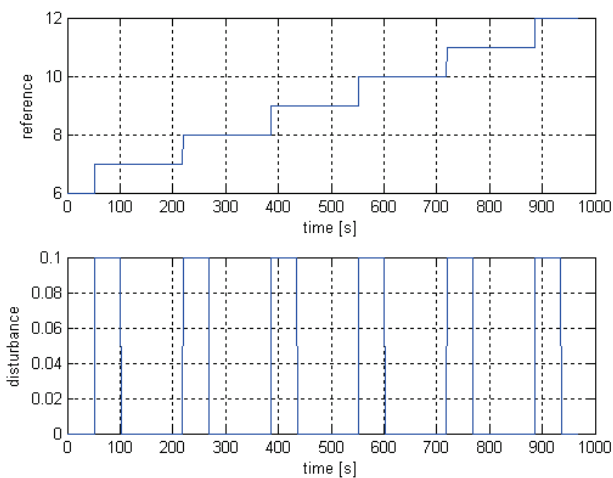


Figure 5 Reference and disturbance trajectories

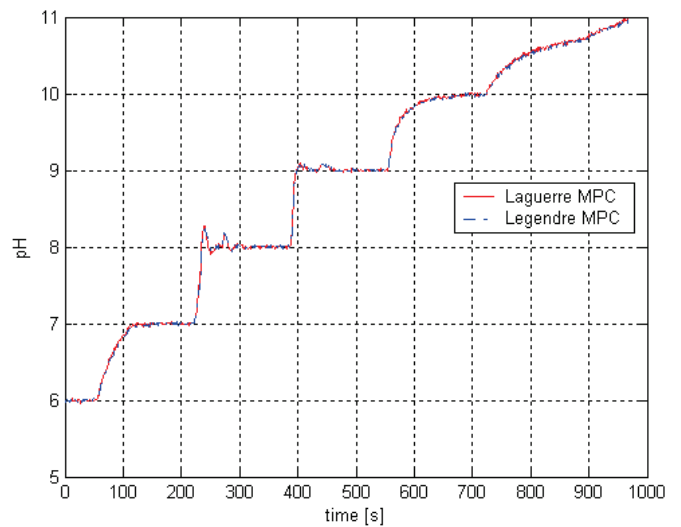


Figure 6 Output of the process obtained using Laguerre based MPC and Legendre based MPC

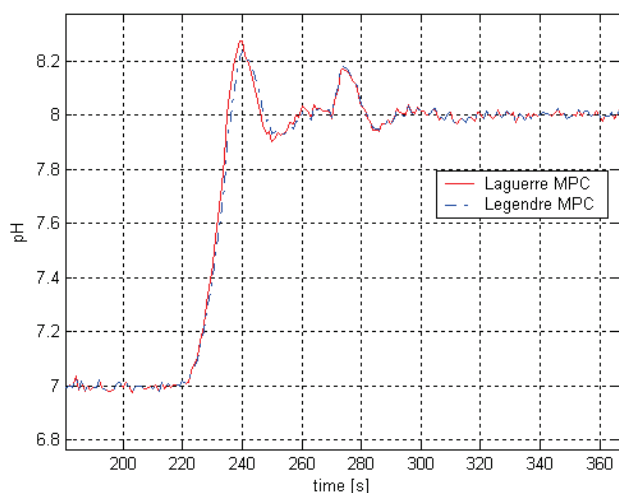


Figure 7 Zoomed portion of previous figure showing output of the process for Legendre and Laguerre based MPCs

5 Conclusion

As can be seen from results presented, proposed use of Laguerre and Legendre functions in model predictive control in the case of pH neutralization process that has static non-linearity, is justified. As working point moves away from the one used for obtaining the MPC, output of the process becomes slower, in both cases, Laguerre and Legendre MPCs. In Fig. 6 one can see that there is a slight difference in outputs, Legendre based MPC produces output with slightly smaller overshoot than the Laguerre one. Both MPCs were obtained for equal number of functions $N = 5$, and equal prediction horizon $N_p = 15$. In Laguerre case, $a = 0,998$; in Legendre case middle ζ is $\zeta_{sr} = 0,998$. Also, disturbance is present with amplitude of 0,1, whose pulse width is 30 % of its period, so after each reference step, follows step of disturbance as can be seen in Figs. 6 and 7. Disturbance rejection can be noticed.

6 References

- [1] Wang, L. Discrete model predictive control design using Laguerre functions. // Journal of Process Control. 14, (2004), pp. 131-142.
- [2] Dubravic, A.; Sehic, Z. Using orthonormal functions in model predictive control. // Tehnicki vjesnik-Technical Gazette. 19, 3(2012), pp. 513-520.
- [3] Gerksic, S.; Juricic, Dj.; Strmcnik, S.; Matko, D. Wiener model based nonlinear predictive control. // International Journal of Systems Science. 31, 2(2000), pp. 289-202.
- [4] Henson, M. A.; Seborg, D. E. Adaptive nonlinear control of a pH neutralization process. // IEEE transactions on control systems technology. 2, 3(1994), pp. 169-182.
- [5] van Donkelaar, E. T.; Bosgra, O. H.; van den Hof, P. M. J. Constrained model predictive control with on-line input parameterization. // Proc. the 38th Conference on Decision and Control. / Phoenix, AZ, 1999, pp. 3718-3721.
- [6] Ninness, B. The Utility of Orthonormal Bases. // Technical Report EE9802, University of Newcastle, Callaghan, 1997.
- [7] Wahlberg, B. System identification using Laguerre models. // IEEE Transactions on Automatic Control. 36, (1991), pp. 551-562.
- [8] Clarke, D. W.; Mohtadi, C.; Tuffs, P. S. Generalized Predictive Control, Part I. The basic algorithm. // Automatica. 23, 2(1987), pp. 137-148.
- [9] Clarke, D. W.; Mohtadi, C.; Tuffs, P. S. Generalized Predictive Control, Part II. The extensions and interpretations. // Automatica. 23, 2(1987), pp. 149-160.
- [10] Kalman, R. E. A New Approach to Linear Filtering and Prediction Problems. // Transaction of the ASME—Journal of Basic Engineering. (1960) pp. 35-45
- [11] Dubravić, A.; Šehić, Z. Discrete Model Predictive Control Using Exponential Orthonormal Laguerre Functions. // Proc. of the Nineteenth International Electrotechnical and Computer Science Conference ERK 2010 Portorož, Slovenia, 2010, pp. A:323-326.
- [12] Dubravić, A.; Šehić, Z. Comparison Study of GPC, PID and MPC Based on Orthonormal Functions, for a Wide Range of Processes. // Proc. of the VIII International Symposium on Industrial Electronics INDEL 2010 Banja Luka, BiH, pp. 268-271.
- [13] Dovžan, D.; Škrjanc, I. Predictive functional control based on an adaptive fuzzy model of a hybrid semi-batch reactor. // Control Engineering Practice. 18, 8(2010), pp. 979-989.
- [14] Oblak, S.; Škrjanc, I. Continuous-time Wiener-model predictive control of a pH process based on a PWL approximation. // Chemical Engineering Science. 65, 5(2010), pp. 1720-1728.
- [15] Nunez, A.; Saez, D.; Oblak, S. et al. Fuzzy-model-based hybrid predictive control. // ISA Transactions. 48, 1(2009), pp. 24-31.
- [16] Causa, J.; Karer, G.; Nunez, A. et al. Hybrid fuzzy predictive control based on genetic algorithms for the temperature control of a batch reactor. // Computers & Chemical Engineering. 32, 12(2008), pp. 3254-3263.
- [17] Potočnik, B.; Mušič, G.; Škrjanc, I. et al. Model-based predictive control of hybrid systems: A probabilistic neural-network approach to real-time control. // Journal of Intelligent & Robotic Systems. 51, 1(2008), pp. 45-63.
- [18] Dubravić, A. Magistarski rad – Model bazirano prediktivno upravljanje, Tuzla (2007).
- [19] Wang, L. Model Predictive Control System Design and Implementation Using MATLAB®, Springer-Verlag, 2009.
- [20] Camacho, E. F.; Bordons, C. Model Predictive Control, Springer-Verlag, 1999.
- [21] Heuberger, P. S. C.; Van den Hof, P. M. J.; Wahlberg Bo (Eds.) Modelling and Identification with Rational Orthogonal Basis Functions. Springer-Verlag, London, Limited, 2005.

Authors' addresses

Dubravić Amila, Teaching Assistant

Faculty of Electrical Engineering, University of Tuzla
 Franjevačka 2, 75000 Tuzla, Bosnia and Herzegovina
 Tel.: +387 35 259 624
 E-mail: amila.dubravic@untz.ba

Šehić Zenan, Associate Professor

Faculty of Electrical Engineering, University of Tuzla
 Franjevačka 2, 75000 Tuzla, Bosnia and Herzegovina
 Tel.: +387 35 259 627
 E-mail: zenan.sehic@untz.ba

Burgić Mustafa, Full Professor

Faculty of Technology, University of Tuzla
 Univerzitetska 8, 75000 Tuzla, Bosnia and Herzegovina
 Tel.: +387 35 320 754,
 E-mail: mustafa.burgic@untz.ba



Location

Situated on the eastern coast of Spain, València was founded in 138BC as a Roman colony. The city, which is the third largest in Spain, has the biggest port on the Mediterranean Sea. A large historic city centre makes València a popular tourist destination with many ancient monuments, museums and sights of interest. València is famous for "Les

Falles" – four days and nights of city wide celebrations held each year during March in commemoration of Saint Joseph. Visitors are also drawn to the region for its food with Paella having originated from the city.

Conference Venue

The TRYP València Oceanic Hotel is situated near the centre of València. Only a short distance from the City of Arts and Sciences, the harbour and downtown, the hotel is close to all that the city has to offer. With 200 rooms all with high speed internet access, a 24 hour fitness centre, pool, sauna, bar and restaurant, the hotel has all the amenities guests may require.

Submission Information

Papers are invited on the topics outlined and others falling within the scope of the meeting. Abstracts of no more than 300 words should be submitted as soon as possible.

Abstracts should clearly state the purpose, results and conclusions of the work to be described in the final paper. Final acceptance will be based on the full-length paper, which if accepted for publication must be presented at the conference.

The language of the conference will be English.

Online submission:
wessex.ac.uk/materials2015

Email submission
imoreno@wessex.ac.uk

Submit your abstract with 'Materials Characterisation 2015' in the subject line. Please include your name, full address and conference topic.

Conference Secretariat

Irene Moreno Millan
imoreno@wessex.ac.uk

Wessex Institute
Ashurst Lodge, Ashurst
Southampton, SO40 7AA, UK

Tel: +44 (0) 238 029 3223
Fax: +44 (0) 238 029 2853

For more information visit:
wessex.ac.uk/materials2015



CALL FOR PAPERS

MATERIALS CHARACTERISATION 2015

7th International Conference on Computational Methods and Experiments in Materials Characterisation

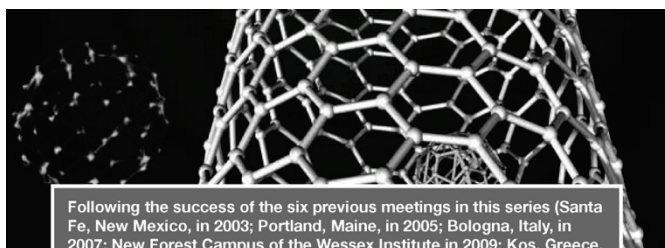
22 – 24 April 2015
València, Spain

Organised by
Wessex Institute, UK

Sponsored by
WIT Transactions on Engineering Sciences
International Journal of Computational Methods and Experimental Measurements

WESSEX INSTITUTE
ADVANCING INTERNATIONAL KNOWLEDGE TRANSFER

wessex.ac.uk/materials2015



Following the success of the six previous meetings in this series (Santa Fe, New Mexico, in 2003; Portland, Maine, in 2005; Bologna, Italy, in 2007; New Forest Campus of the Wessex Institute in 2009; Kos, Greece, in 2011 and Siena, Italy, in 2013), it has been decided to reconvene the International Conference of Computational Methods and Experiments in Materials Characterisation.

The aim of the conference is to facilitate interactions within the research community and discuss the latest developments in this rapidly advancing field. The meeting responds to the demand for high quality products for both industry and consumers, which has led to rapid developments in materials science and engineering. This requires the characterisation of the physical and chemical properties of the materials. Consideration of different experimental techniques as well as computer simulation methods is essential to achieve a proper analysis. A very wide range of materials,

starting with metals through polymers and semiconductors to composites, necessitates a whole spectrum of material characterisation experimental techniques and numerical methods.

All papers to be published in the conference volume as well as those from previous meetings are permanently archived in the Wessex Institute eLibrary (<http://library.witpress.com>) where they are available to the international community.

Conference Chairman

C A Brebbia
Wessex Institute of Technology, UK

International Scientific Advisory Committee

I Caminha
Instituto Nacional de Tecnologia, Brazil

P De Wilde
Free University of Brussels, Belgium

S Hernandez
University of A Coruña, Spain

M Horgnics
Lafarge Research Center, France

H Huh
Korea Advanced Institute, South Korea

A Klemm
Glasgow Caledonian University, UK

A Maheri
University of Northumbria, UK

D Northwood
University of Windsor, Canada

E Schnack
Karlsruhe Institute of Technology, Germany

S Syngellakis
Wessex Institute, UK

A Tadeu
University of Coimbra, Portugal

Benefits of Attending

Conference Proceedings Papers presented at Materials Characterisation 2015 will be published by WIT Press in Volume 90 of WIT Transactions on Engineering Sciences (ISSN: 1746-4471 Digital ISSN: 1743-3533). WIT Press ensures maximum worldwide dissemination of your research through its own offices in Europe and the USA, and via its extensive international distribution network.

Delegates will have the choice of receiving the conference book as either hard cover or digital format on a USB flash drive. The USB flash drive will, in addition, contain papers from previous conferences in this series.

Indexing and Archiving Papers presented at Wessex Institute conferences are referenced by CrossRef and regularly appear in notable reviews, publications and databases, including referencing and abstracting services such as SCOPUS, Compendex, Thomson Reuters Web of Knowledge and ProQuest. All conference books are archived in the British Library and American Library of Congress.

Digital Archive All conference papers are archived online in the WIT eLibrary (<http://library.witpress.com>) where they are easily and permanently available to the international scientific community.

Journal Papers After the conference, presenters at Materials Characterisation 2015 will be invited to submit an enhanced version of their research for possible publication in the International Journal of Computational Methods and Experimental Measurements published by the Wessex Institute.

Reviews Abstracts and papers are reviewed by members of the International Scientific Advisory Committee and other experts.

Open Access Open Access allows for the full paper to be downloaded from the WIT eLibrary archives, offering maximum dissemination. Authors who choose this option will also receive complimentary access for one year to the entire WIT eLibrary.

Networking Participants can present their research and interact with experts from around the world, becoming part of a unique community.

Reduced Fee for PhD Students The Wessex Institute believes in the importance of encouraging PhD students to present and publish innovative research at their conferences. As a result, the Institute offers PhD students a much reduced conference fee.

Conference Topics

Cementitious materials

Computational models and experiments

Corrosion problems

Advances in composites

Micro and macro materials characterisation

Fracture and fatigue problems

Mechanical characterisation and testing

Recycled materials

Structural health monitoring

Energy materials

Citations When referencing papers presented at this conference please ensure that your citations refer to **Volume 90 of WIT Transactions on Engineering Sciences** as this is the title under which papers appear in the indexing services.

