

NON-ESTERIFIED FATTY ACIDS (NEFA) AND GLUCOSE RESPONSE IN AD LIBITUM FEED INTAKE IN YOUNG BREEDING BULLS

NEZASIĆENE MASNE KISELINE (NEFA) I GLUKOZA KAO POKAZATELJI HRANIDBE AD LIBITUM MLADIH RASPLODNIH BIKOVA

I. Vojtic

Original scientific paper - Izvorni znanstveni članak
UDC:636.2.:636.085.14.15.52.
Received - Primljeno: 2. july - srpanj 1999.

ABSTRACT

Simmental bulls (n=40) randomly allocated in groups of six and kept in pens on slatted floor were tested for their weight gain between 5 and 12 months of age. The average feed consumption at 12th month of life was 20.1 kg of maize silage, 3.9 kg of hay and 3.0 kg of concentrate. This provided a daily intake of up to 11.4 kg of dry matter and 118 MJ ME. The serum samples were analysed for NEFA and GLUC. At this time, the average (x±sd) body mass of bulls was 486±47 kg and their weight gain 1.141±198 g. The mean values for NEFA and GLUC were 144±58 µmol/L and 4.54±0.38 mmol/L respectively, ranging between 48 and 283 µmol/L for NEFA and 3.90 to 5.40 mmol/L for GLUC. There was a significant difference between NEFA and GLUC variation coefficients (40.4 vs. 6.2%, P<0.001). The polynomial equation was quadratic for NEFA (µmol/L) = -1905.43 + 898.77 GLUC (mmol/L) -97.16 GLUC²(mmol/L), suggesting inflexion point at 4.6 mmol/L serum glucose level (R=0.957). Obviously, at the same energy intake GLUC serum levels were under strong homeostatic and homeoretic control mechanisms, while NEFA concentrations were much more sensitive to requirements for weight gain. After the GLUC concentrations increased up to 4.6 mmol/L it seems that NEFA concentrations tended fall, suggesting that the point of energy equilibrium was achieved.

INTRODUCTION

The development from a calf to the breeding bull is highly dependent on the ration fed (Chestnutt et al., 1975; Pruitt et al., 1985; Pruitt and Corah, 1986). High or low levels of energy intake affect the expression of growth capacity (Griffiths, 1978; Verde and Trenkle, 1987) and also the reproductive performance (Makarechian et al., 1984; Gauthier and Coulaud, 1986; Rice, 1987) of an animal. In addition, energy balance in young bulls undertaken

performance trial is important not only for expressing of their growth capacity but also for breeding value assesment of these animals. For instance, glucose (Kalm and Feddersen, 1988) or non-esterified fatty acids and glucose (Szücs et al., 1996) may be useful as selection criteria for metabolically unstable bulls that must be excluded further breeding.

Doc. dr. Igor Vojtic, dr. vet. med., Biotechnology Research Centre, Maribor Veterinary Hospital, Šentiljska c. 109, SI-2000 Maribor, Slovenija.

The very early review of Averdunk, 1969 the points to the necessity of performance testing for dual-purpose and meat production bulls in Germany. Later, information on the initial organisation events and feeding systems is available in the excellent reviews of Rath, 1972. Rittmannsperger, 1972, Schwarz et al., 1972 and Werkmeister, 1982. In Slovenia, the postweaning growth testing of Simmental breeding bulls has been performed since 1963.

Because of the dual-purpose nature of the Slovenian Simmental breed the test for weight gain is conducted in unrestricted feed intake conditions. On principle, the effects of variations in nutritive intake on productivity and metabolic response could be measured in different ways (Hutjens, 1995). We report here the study that examined the usefulness of serum levels of non-esterified fatty acids and

glucose in terms of their ability to reflect the different energy intake in postweaning growth testing.

MATERIALS AND METHODS

Forty Simmental bulls randomly allocated in groups of six and kept in pens on slatted floor were tested for their weight gain between 5 and 12 months of age. The bulls had free access to all of the ration components. The measured feed consumption at 12th months of life was 20.1 kg of maize silage, 3.9 kg of hay and 3.0 kg of concentrate (Table 1.). This provided an average daily intake of up to 11.4 kg of dry matter and 118 MJ metabolizable energy (ME). Vitamin-mineral mix was offered regularly.

Table 1. The average daily feed intake and nutritive value of daily ration ad libitum feeding system for 12 months old bulls kept in pens in groups of six.

Tablica 1. Prosječni sastav i hranidbena vrijednost dnevnog obroka ad libitum za bikove u dobi 12 mjeseci, držanih u boksovima po šest u skupini

Feed - Krma	Daily intake - Dnevni prirast				
	Ration Obrok (kg)	Dry matter Suha tvar (kg)	ME (MJ)	Dig. crud. protein Probavljive sirove bjelančevine	Crude fiber Sirova vlaknina
Hay - Sijeno	3.9	3.4	23.3	281	1.331
Maize silage Kukuruzna silaža	20.1	5.4	63.6	195	1.053
Concentrate - Koncentrat	3.0	2.6	31.1	585	181
Total - Ukupno	26.9	11.4	118.0	1.061	2.565

The blood samples were obtained by jugular venipuncture at the end of the performance testing, i.e. during the 12th months of life. Serum concentrations of non-esterified fatty acids (NEFA) were determined as described by Matsubara et al., 1983. Samples were incubated using coenzyme-A and acyl-coenzyme-A synthetase with ATP in phosphate buffer at 37°C for 10 minutes (Randox, Crumlin, U. K.) and measured with an automatic spectrophotometer (HyCell Diagnostics, France). Glucose (GLUC) concentrations were measured using glucose-oxidase enzymatic system with phenol and amino-4-antipyrine as a substrate at 37°C (bioMerieux, France).

Unless stated otherwise, all descriptive statistics are reported as mean and standard Deviation ($\bar{x} \pm s.d.$). The normality was checked using Kolmogorov-Smirnov test. To predict the values of dependent variable (NEFA) a polynomial regression curve and appropriate coefficients were used.

RESULTS AND DISCUSSION

During the experimental period the average body mass of bulls was 486±47 kg and their weight gain 1.141±198 g. The descriptive statistics of NEFA and GLUC are presented in Table 2:

Table 2. Descriptive statistics of serum concentrations of non-esterified fatty acids (NEFA) and glucose (GLUC) in 118 MJ ME supply conditions for bulls gaining 1.141±198 g per day

Tablica 2. Statistički pokazatelji vrijednosti koncentracija nezasićenih masnih kiselina (NEFA) i glukoze (GLUC) bikova opskrbljenih s 118 MJ ME, koji su prirastali 1.141 g dnevno

	NEFA (µmol/L)	GLUC (mmol/L)
N	40	40
Min	48.00	3.90
Max	283.00	5.40
Mean - Prosjek	144.00	4.54
Standard deviation	58.10	0.38
Skeweness	0.54	0.06
Kurtosis	3.05	2.45

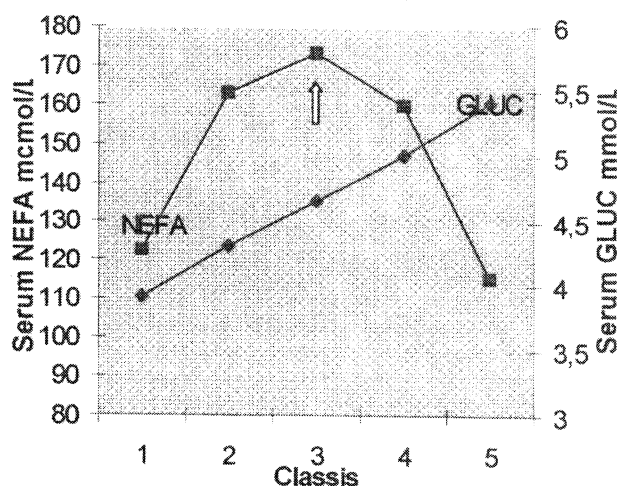
Normality of distribution was confirmed for GLUC (chi-sqr= 2.48, n.s.) but not for NEFA data (this distribution was binomial, in fact, chi-sqr= 0.779, n.s.). There was a significant difference between NEFA and GLUC variation coefficients (40.4 vs. 8.3%, P<0.001) during 118 MJ ME energy supply conditions. These findings can be explained by the fact that if the energy intake meets the requirements (Rittmannsperger, 1972; Romanowski et al., 1983), the NEFA interchange between liver and fat deposits is limited and vice versa. These observations are consistent with the previous findings of Svetina et al., 1993 who report lowest NEFA variation coefficient at the end of the fattening period (12 to 15 months of age), but it appears to contradict our previously reported results. No differences in concentrations of NEFA were detected between two groups of bulls with above- or below average weight gain (Vojtici and Vengust, 1994).

The regression analysis shows that polynomial equation was quadratic (R=0.957); NEFA (µmol/L) = -1905.43 + 898.77GLUC (mmol/L) -97.16GLUC² (mmol/L), suggesting inflexion point at 4.6 mmol/L serum glucose level (arrow below the NEFA curve in Figure 1). Obviously, at the same energy intake GLUC serum levels were under strong homeostatic

and homeoretic mechanisms, while NEFA concentrations were much more sensitive to requirements for weight gain. After the GLUC concentrations increased to 4.6 mmol/L it seems that NEFA concentrations tended to fall, suggesting that the point of energy equilibrium was achieved. Although, not in total quantitative agreement, the data of Dawson et al., 1998 and Hornick et al., 1998 suggest NEFA and GLUC concentrations were inversely related to the energy intake. In addition, Orskov et al., 1999 observed that at the amount of 6.5 g glucose/kg metabolic BW infused to the fasting steers, the maximal reduction in plasma beta-hydroxy butirate concentrations was achieved. The similarity between results in this and our experiment is quite evident.

Figure 1. Relationship of serum concentrations of glucose (GLUC) and non-esterified fatty acids (NEFA) in 118 MJ ME supply conditions for bulls gaining 1.141 g per day. White arrow indicates the point of energy equilibrium.

Slika 1. Veza između koncentracija glukoze (GLUC) i nezasićenih masnih kiselina (NEFA) u serumu bikova opskrbljenih sa 118 MJ ME, koji su prirastali 1.141 g dnevno. Bijela strjelica pokazuje točku metaboličke ravnoteže.



The purpose of the experiment was to assess two markers of energy metabolism (NEFA and GLUC levels) and their relationship during the last month of the growth performance trial. To

summerise, there is no reliable information in the literature regarding the parallelism between NEFA and GLUC concentrations in young bulls, so these results show the potential of metabolic control for assessment of energy status in growth performance trial.


REFERENCES

1. Averdunk, G. (1969): Ergebnisse and Problematik der Eigenleistungs - and Nachkommenprüfung auf Fleischleistung beim Rind. Züchtungskunde 41: 152-161.
2. Chestnutt, D. M. B., R. Marsh, J. G. Wilson (1975): Effects of breed of cattle on energy requirements for growth. Anim. Prod. 21: 109-119.
3. Gauthier, D., G. Coulaud (1986): Effect of under-feeding on testosterone-LH feedback in the bull. J. Endocrinol. 110: 233-238
4. Griffiths, T. W. (1978): Effects of variations in energy and protein intake on digestibility, nitrogen balance and carcass composition in British Friesian castrate male cattle. Anim. Prod. 26: 233-243.
5. Hutjens, M. F. (1995): Diagnosing dairy feeding problems in the field. Vet. Clin. Nutr. 2: 106-112.
6. Makarechian, M., A. Farid, R. T. Berg (1984): Relationships between growth parameters and scrotal circumference in young beef bulls. Theriogenology 22: 667-674.
7. Matsubara, C., Y. Nishikawa, Y. Yoshida, K. Takamura (1983): A spectrophotometric method for the determination of free fatty acid in serum using acyl-coenzyme A synthetase and acyl-coenzyme oxidase. Analytical Biochem. 130: 128-133.
8. Orskov, E. R., D. E. Meehan, N. A. Macleod, D. J. Kyle (1999): Effect of glucose supply on fasting nitrogen excretion and effect of level and type of volatile fatty acid infusion on response to protein infusion in cattle. Br. J. Nutr. 81: 389-393.
9. Pruitt, R. J., L. R. Corah (1985): Effect of energy intake after weaning on the sexual development of beef bulls. I. Semen characteristics and serving capacity. J. Anim. Sci. 61: 1186-1193.
10. Pruitt, R. J., L. R. Corah, J. S. Stevenson, G. H. Kiracofe (1986): Effect of energy intake after weaning on the sexual development of beef bulls. II. Age at first mating, age at puberty, testosterone and scrotal circumference. J. Anim. Sci. 63: 579-585.
11. Rath, G. (1972): Mastprüfanstalten mit neuer Konzeption. Tierzüchter 24: 482-483.
12. Rice, E. R (1987): Reproductive problems of beef bulls. In Practice 8: 22-27.
13. Rittmannsperger, F. (1972): Die Fütterung. Tierzüchter 24: 484-485.
14. Romanowski, W., H. Marre, H. Osmer, J. Pfeilsticker, R. Defining (1983): Beobachtungen über Beziehungen zwischen Aufzuchtintensität männlicher Zuchtkälber und später Besamungstauglichkeit. Dtsch. tierärztl. Wschr. 90: 409-414.
15. Schwarz, E., H. Kräusslich, K. Osterkorn, A. Hindemith (1972): Eigenleistungsprüfung von Bullen einer Zweinutzungsrasse. Tierzüchter 24: 685-687.
16. Svetina, A., T. Martinčić, Elvira Fulgosi (1993): Serum lipid levels in Simmental beef cattle during growth and intensive feeding. Vet. arhiv 63: 1-10.
17. Verde, L. S., A. Trenkle (1987): Concentration of hormones in plasma from cattle with different growth potentials. J. Anim. Sci. 64: 426-432.
18. Vojtic, I, M. Vengust (1994): Plasma level of some metabolites in Simmental bulls with different growth rate. (orig. in slovene) Znanost in praksa v zivinoreji 18: 155-161.
19. Werkmeister, F. (1982): Formen und Bedeutung der Eigenleistungsprüfung von Jungbullen in der europäischen Rinderzucht. Tierzüchter 25: 88-90.

SAŽETAK

Simentalski bikovi (n= 40) držani su u boksovima po šest, na podu od rešetaka i mjeren je njihov prirast u dobi između petog i 12. mjeseca. U 12. mjesecu starosti bikovi su u prosjeku konzumirali 20.1 kg silaže kukuruza, 3.9 kg sijena i 3.0 kg koncentrata. Takav obrok je sadržavao 11.4 kg suhe tvari i 118 MJ metaboličke energije. Istovremeno utvrđivane su serumske vrijednosti nezasićenih masnih kiselina (NEFA) i glukoze (GLUC). Prosječna tjelesna masa bikova bila je ($\bar{x} \pm sd$) 486±47 kg a prirast

1.141±198 g. Nađene koncentracije NEFA i GLUC varirale su između 48 i 283 µmol/L odnosno 3.90 do 40 mmol/L seruma, dok su srednje vrijednosti bile 144±58 µmol/L i 4.54±0.38 mmol/L. Razlike između koeficijenata varijacije za NEFA (40.4%) i GLUC (6.2%) bile su znakovite (P<0.001). Tjeme regresijske jednadžbe NEFA (µmol/L) = -1905.43 + 898.77GLUC - 97.16GLUC²(mmol/L) je u točki 4.6 mmol/L glukoze. Na istoj razini opskrbe energijom bila je koncentracija GLUC pod čvrstom kontrolom homeostatskih i homeoretskih mehanizama, dok je koncentracija NEFA osjetljivija s obzirom na energetske potrebe za prirast. Kad je koncentracija GLUC dosegla vrijednost od 4.6 mmol/L smanjila se koncentracija NEFA, što govori o uspostavljenoj energetskej ravnoteži.



TVORNICA STOČNE HRANE

KUŠIĆ PROMET d.o.o.

Psarjevo donje 61, 10380 Sv. Ivan Zelina, tel/fax: 01/2069-202

K U Š K O V I T

vitaminsko, mikro- i makro- mineralna predmješavina za pojedine vrste i kategorije životinja s učešćem u gotovoj krmnoj smjesi u količini od 5%, iznimno za nesilice u količini od 10%. To je proizvod kojim se zadovoljavaju potrebe životinja u svim nezamjenjivim hranjivim tvarima potrebnih organizmu za pravilan rast, razvoj, proizvodnju te povećanje otpornosti.

Ugrađuje u svoje proizvode **Altech**, INC. pripravke.

ČISTI MLIJEČNI PROIZVODI ZA MLADE ŽIVOTINJE

Gotovi proizvodi: zamjene za mlijeko, kao i krmne smjese za rano odbitu prasad

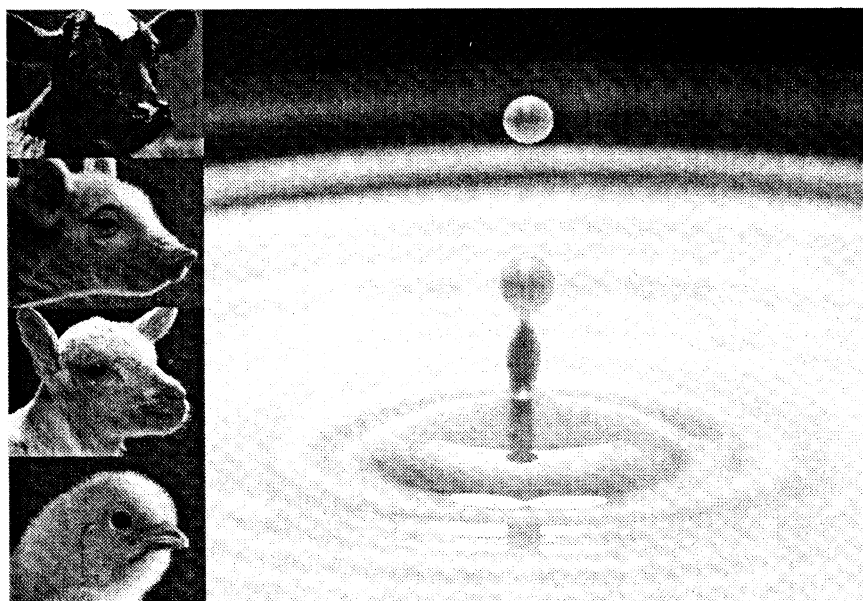
NUTRIFEED

V E G H E L

* Zamjene mlijeka za telad:
Kalvoquick, Kalvolac, Kalvostart, Isilac

* Zamjena mlijeka za prasad, jarad i janjad:
Porcolac, Chivalac, Halmalac

* Krmne smjese za rano odbitu prasad. Prva čvrsta hrana za mladu prasad temeljena na mliječnim proizvodima:
Porco Sweet, Porco Pre



Mliječni koncentрати: polugotovi proizvodi, temeljeni na mliječnim sirovinama, za uključivanje u hranu za mlade životinje

Serolat predstavlja lanac mliječnih koncentrata, odabranih za hrane za prasad i zamjenu mlijeka za telad. Proizvodi Serolat se sastoje od 100% mliječnih sirovina.

Prelac zamjena za obrano mlijeko u prahu, temeljena na kombinaciji mliječnih i biljnih sirovina, izvanredne kakvoće. Prelac nudi najbolji odnos cijene i kakvoće.

Avilac jedinstveni novi koncept sirovina temeljenih na mliječnim proizvodima i emulzifikatorima odabranih za hranu za perad.

Garantirani prirast

KUKIĆ

Zastupnik za Hrvatsku:

Ksaver 110, Zagreb
Tel/fax (*385 1) 46 77 357
B. Magovca 48A, Zagreb
Tel/fax (*385 1) 66 02 854