


## BOOK REVIEWS



***OSNOVE NEUROPSIHOLOGIJE I  
NEUROLOGIJE PONAŠANJA  
(THE BASIS OF NEUROPSYCHOLOGY  
AND BEHAVIORAL NEUROLOGY)***

*by Osman Sinanović, Dževdet Smajlović et al.,  
eds. Harfo-Graf, Tuzla, 2005, 306 pages.  
ISBN 9958-609-32-0; COBISS.BH-ID 14071814*


Despite the extreme expansion of research in all fields of neuroscience and a broad spectrum of the possible applications of the knowledge in all other medical disciplines, the book *Osnove neuropsihologije i neurologije ponašanja* (The basis of neuropsychology and behavioral neurology), edited by Professor Osman Sinanović, Dževdet Smajlović, MD and coworkers, is unfortunately a rare example of a textbook in the field of “behavioral neurology”. Knowing that behavioral neurology is one of the youngest branches of clinical neurology, the fact that the book is one of a few is quite a paradox and also a great reason to welcome it even more. The book is the result of the authors’ basic observations of psychologi-

cal changes and changes in specific mental functions such as consciousness, vigilance, attention, memory and memorizing, speech, gnostic functions, cognitive, intellectual and affective disorders, and global behavioral changes caused by functional or structural brain disorders. Neuropsychology as a scientific discipline arises from clinical psychology that deals with clinical psychological problems of patients in everyday life. This is the reason why a neuropsychologist should have basic knowledge in clinical psychology as well as a topographic neurology, to be able to analyze psychological phenomena and connect them with organic cerebral dysfunction. This book gives an opportunity to achieve something more than just a basis.

All 31 chapters of the book are nicely illustrated, and provide a very detailed clinical description, the etiology, pathophysiology and neurological mechanisms that are the basis of neurologic disorders, and diagnostic procedures and therapy.

The main aim of the authors was to publish comprehensive clinical knowledge including psychological consequences of brain dysfunction, manifested as a neurologic, psychiatric or neuropsychiatric disease as well as brain damage caused by trauma. The authors’ aim has been accomplished. This textbook can serve as a very precise guide to all experts in the field of brain dysfunction, who want to comprehend all neuropsychological methods in the assessment of cognitive, emotional and other brain dysfunctions. Thanks to a very contemporary content, a very simple and in the same time very organized text, this book should be a basic and very helpful textbook for medical students as well as for neurology, psychiatry and neurosurgery residents and specialists. Because of the high quality of the book, nonmedical experts who encounter problems of normal and disturbed human behavior in their daily practice (jurists, teachers, and pedagogues) will also find it very interesting and helpful.

*Marina Roje-Bedeković  
Vida Demarin*



***AKROMEGALIJA, NEDOSTATAKI I  
SUVIŠAK HORMONA RASTA  
(ACROMEGALY, GROWTH HORMONE  
DEFICIENCY AND EXCESS)***

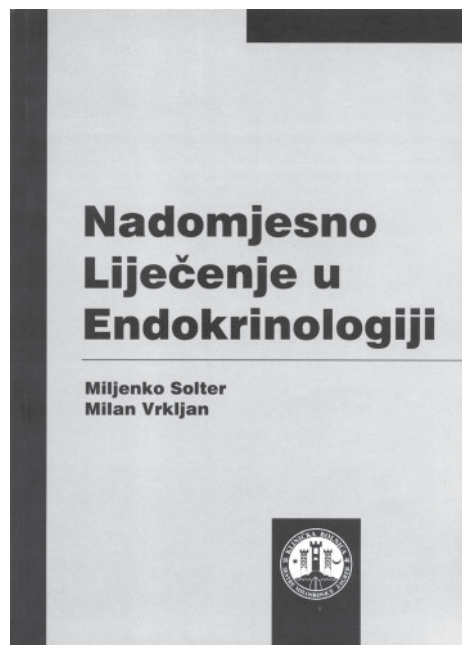
*by Milan Vrkljan and Vatroslav Čerina, eds.*  
Birotisak, Zagreb, 2004. ISBN 953-6156-32-6;  
UDC 616.71-007.15 (035)

I have a pleasure to inform you that the book Acromegaly, growth hormone deficiency and excess, was presented on December 16, 2004 at Opera Hotel in Zagreb. The book editors were Assistant Professor Milan Vrkljan and Vatroslav Čerina, MD. Because of the multidisciplinary approach to acromegaly, there was a need to systemize the knowledge. The authors of chapters were medical specialists from Sestre milosrdnice

University Hospital including endocrinologists, neurosurgeons, abdominal surgeons, ophthalmologists, pathologists, cardiologists, radiologists, medical biochemists as well as nurses. The reviewers of the book were Academician Zvonko Kusić, Professor Miljenko Solter, head of Department of Endocrinology, Diabetes and Metabolic Diseases, Sestre milosrdnice University Hospital, and Assist. Professor Radoslav Herman, director of Sestre milosrdnice University Hospital. The book contains 20 chapters, 304 text pages documented by 15 tables, 34 graphic presentations, 35 photos, 89 drawings and 209 references. The presented topics related to acromegaly disease are anatomy, physiology; clinical features; acromegaly and associated tumors; acromegaly and colorectal carcinoma; osteomuscular manifestation in acromegaly patients; laboratory, neuroradiologic, ophthalmologic and neuropathologic diagnosis; neurosurgical, radiosurgical, radiation and drug therapy; case reports of patients suffering from acromegaly with algorithm of therapy; deficiency of growth hormone in adults; biochemical mechanisms in growth hormone deficiency; growth hormone and cardiovascular system; deficiency of growth hormone and associated bone pathology and nursing. The book is intended for postgraduate students in endocrinology, endocrinologists, neurosurgeons, other specialists, general practitioners, residents, medical students, and nurses.

The book is the result of year-long work, research and experience in the diagnosis and treatment of acromegaly at the Unit of Clinical Neuroendocrinology and Pituitary Diseases, Sestre milosrdnice University Hospital. We hope this book will be a valuable help to medical doctors and other health care professionals who deal with acromegaly. Our Unit has shown creative maturity and determination to confirm year-long experience converting it into a very useful book.

*Martina Matovinović*



***NADOMJESNO LIJEČENJE U  
ENDOKRINOLOGIJI  
(HORMONE REPLACEMENT THERAPY  
IN ENDOCRINOLOGY)***

*by Miljenko Solter and Milan Vrkljan, eds.*

Birotisak, Zagreb, 2004, 147 pages.


ISBN 953-97018-2-1; UDC 616.43- 0.21:615.35

The physicians of Department of Endocrinology, Diabetes and Metabolic Diseases, Sestre milosrdnice University Hospital, in association with Croatian Academy of Medical Sciences, organized 7<sup>th</sup> Mladen Sekso Symposium of Continuing Education, entitled Hormone Replacement Therapy in Endocrinology, held on November 12, 2004. The Symposium took place at Opera Hotel in Zagreb, on the occasion of the 45<sup>th</sup> anniversary of the Department, and was accompanied by publication of the book of the same title. The book editors are Professor Miljenko Solter, head of Department of Endocrinology, Diabetes and Metabolic Diseases, Sestre milosrdnice University Hospital, and Assistant Professor Milan Vrkljan. The reviewers of the book are Professor Vida Demarin and Academician Zvonko Kusić. The book

Hormone Replacement Therapy in Endocrinology is the product of a group of authors, and is a collection of extensive lectures presented during the Symposium. In this book, current professional attitudes and contemporary algorithms for hormone replacement therapy of endocrine insufficiencies are presented. They are for the most part based on personal experience of the authors. The book contains 13 chapters and 147 pages. The authors describe the etiology, pathophysiology, clinical signs, diagnosis and therapy of all endocrinologic diseases that demand replacement therapy. Titles of chapters are as follows: Application of hypothalamic hormones in diagnosis and therapy (by Branka Vizner and Davorka Herman), Hormone replacement therapy of diabetes insipidus (by Tomislav Čabrijan and Velimir Altabas), Therapy of hypogonadism with sex hormones (by Velimir Altabas), Hypothyroidism (by Miljenko Solter and Branko Bečejac), When is the application of growth hormone useful in children? (by Gordana Stipančić, University Department of Pediatrics, Sestre milosrdnice University Hospital), The use of growth hormone in adults (by Milan Vrkljan and Martina Matovinović), Therapy of hypopituitarism (by Branka Vizner, Gorana Mirošević and Luka Rotkvić), Replacement therapy in endocrinology – insulin therapy (by Vesna Goldoni, Maja Berković and Luka Rotkvić), Modulation of insulin response (by Vanja Zjačić-Rotkvić and Davorka Herman), Therapy of hypocalcemia (by Mira Misjak), Therapy of hypocortisolism (by Milan Vrkljan and Andreja Marić), Hormone replacement therapy in osteoporosis (by Velimir Altabas and Mira Misjak), and Hormone replacement therapy up to date (by Velimir Šimunić, University Department of Gynecology and Obstetrics, Zagreb University Hospital Center).

This book with its contents is intended for endocrinologists, other specialists, residents, general practitioners as well as all those treating patients also suffering from diseases other than endocrinologic disorder which, however, may influence the protocol of hormone replacement therapy. This collection of specialized texts is an important contribution to medical profession in our country. It has appeared in Croatian, and is written intelligibly, clearly and precisely.

*Andreja Marić*



**TELEMEDICINE** by *Ivica Klapan and Ivo Čikeš*, eds. Telemedicine Association Zagreb, Zagreb, 2005, 552 pages. ISBN 953-95168-0-3; UDK 614.2:654.93>(082)

Telemedicine enables rapid access to shared and remote medical expertise by means of telecommunication and information technologies, no matter where the patient or relevant information is located. This book presents new ways of exchanging important medical data and development of high quality contact with patients. It is divided into ten chapters. In the introduction, Professors Kern, Orlić and Kovačić give the definition and ethical view on telemedicine, and highlight its importance in modern medicine. The first chapter written by Dr. Bansal gives an overview of technologies, applications and designs. The second chapter describes distant learning and teaching. The third chapter gives analysis of medical images and medical data security in telemedicine, and the fourth chapter presents clinical use of telemedicine in the following medical fields: pathology, written by Professor Seiwert, radiology (Professors Bešenski, Caramella and Dr. Pavić), primary healthcare

(Professor Katić), psychiatry (Professors Gregurek and Ball), neurology (Professors Demarin and Trkanjec), cardiology (Professors Šesto and Čikeš, Dr. Batinić, Dr. Trbović, Dr. Petrić, Guo, Moulder, Zou, Loew and Durand), gynecology (Professor Kurjak and Assistant Professor Kos), ENT (Professors Meyers and Klapan, Drs. Vranješ, Rišavi and Šimičić), surgery (Professor Moesta, Rakovsky, Grasczew, Schwarz and Dr. Barišić), and neurosurgery (Professors Paladino and Keros and Dr. Mrak).

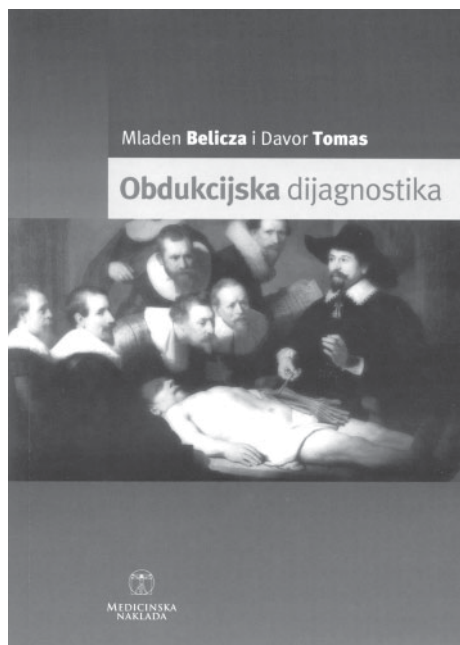
Other chapters comprise developmental tele projects in Croatian medicine with highlights on healthcare reform in Croatia, presentation of various international telemedicine strategies, and overview of plans for telemedicine in the 21<sup>st</sup> century. Cost-benefit analyses of investment in this modern form of telecare are also elaborated at the end of the book.

The editors of the book are Professor Ivica Klapan from University Department of ENT, Head and Neck Surgery, Zagreb University School of Medicine, and Professor Ivo Čikeš from Zagreb University Hospital Center.

The book has 126 contributors, almost half of them from highly esteemed medical centers around the world, with 821 references cited. It contains 135 figures, 117 of them color figures, and 35 tables which illustrate the issues covered in each chapter and help the readers understand the text more clearly, offering better solutions to daily problems in medicine, from simple analysis to advanced applications.

This book presents a modern, advanced attitude towards communication in medicine and is dedicated to general practitioners, specialists, residents, medical students and engineers. It promotes access to medical care for consumers and health professionals *via* telecommunication technology and brings together traditional medicine, academic medical centers, technology and telecommunications companies, e-health, medical societies and others for the improvement of health care delivery. It is of great importance for the integrative process in Croatia and international healthcare in the years to come.

*Jelena Bošnjak*



**OBDUKCIJSKA DIJAGNOSIKA**  
 (*DIAGNOSTIC AUTOPSY*), by Mladen Belicza  
 and Davor Tomas. Medicinska naklada, Zagreb, 2005.  
 ISBN 953-176-289-9; UDK 616-091.5(075.8)

Autopsy has been known to the mankind for centuries. The reasons why it has been performed and in what manner the findings have been interpreted differ over time. In a way autopsy represents the beginning of scientific medicine, the medicine we are practicing today. Without having the courage to perform autopsy we would not know anything about the anatomy, pathophysiology and causal medicine. Today, autopsy literally represents the last review, the last medical chart. In the last decades, and especially in the last few years, also in our country, it has become a tool that will condemn or free of guilt clinicians. Nowadays, because of the importance of the so-called medicolegal issues, autopsy is definite-

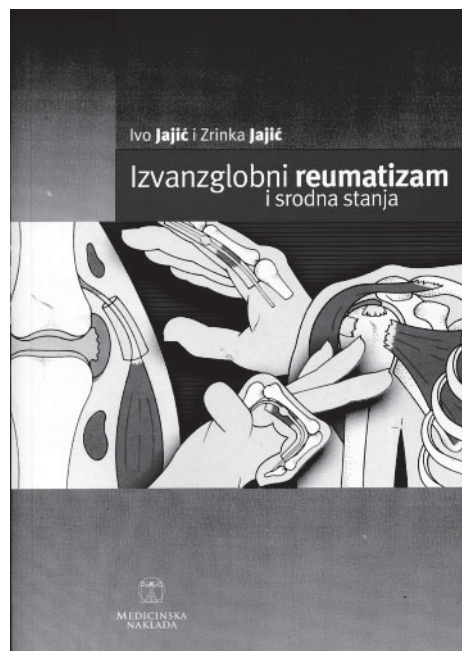
ly reliving its renaissance. This is the reason why it has to be ever more studied not only by pathologists but also by other physicians. It seems that this particular textbook has been published at the very best moment.

We present the third, completed edition of a very well written textbook by Professor Mladen Belicza and Davor Tomas, MD, PhD, which consists of 25 chapters. The first chapter of the book is dealing with autopsy from the historical point of view. The textbook clearly explains and teaches how to accept the body and examine it. Autopsy is explained clearly and in detail, so that each step can be fully comprehended. When reading the book, we are getting to know the significance of the pathologic examination of each organ and how it should be done. The authors have also provided examples of autopsy reports showing us how they should look like. One chapter of the book consists of examples of death certificates, which is very useful, so that the reader can get an idea how to fill it out. The authors present Thanatos, a computer program specifically designed for the Ljudevit Jurak University Department of Pathology, which operates as a database and consists of many different reports as well as autopsy reports.

In one of the chapters there are tables with measurements and weights of organs for both adults and children. Professor Belicza and Dr. Tomas did not forget the legal point of view, so they have rewritten the articles from the law about establishing the cause and time of death, regulations on how to deal with a dying patient and with the dead, and regulations about the procedure of autopsy.

I want to point out that we are not dealing with a scary book, which most of you may think of it, but with a useful and practical textbook on the issues that have become of utmost importance for all physicians. The authors have definitely succeeded in it, at the same time teaching us to respect death in the same way we respect life, as they are just different sides of the coin.

*Ingrid Márton*



***IZVAN ZGLOBNI REUMATIZAM  
I SRODNA STANJA***

***EXTRA-ARTICULAR RHEUMATISM AND  
RELATED CONDITIONS by Ivo Jajić and  
Zrinka Jajić.***

Medicinska naklada, Zagreb, 2005, 322 pages, format 17x24 cm, hard cover. ISBN 953-176-300-3.

Ivo Jajić, M.D., Ph.D., and Zrinka Jajić, M.D., Ph.D., have written a manual for doctors who treat rheumatic patients suffering from extra-articular rheumatism and related conditions. The manual was published by Medicinska naklada in October 2005. It consists of 322 pages, including 249 figures presenting extra-articular diseases and syn-

dromes, and 13 tables. The manual was reviewed by Dubravko Orlić, M.D., Ph.D., and Krešimir Koržinek, M.D., Ph.D., both prominent experts in the field.


The material is divided into 13 chapters: Extra-articular rheumatic diseases, Systemic and localized extra-articular rheumatic diseases, Diseases caused by calcification, Systemic and localized bone diseases, Rheumatic aspects of some endocrinopathies and metabolic diseases, Extra-articular manifestations of inflammatory rheumatic diseases, Necrotizing syndromes, Temporomandibular syndromes, Intermittent and periodic syndromes, and Periarticular soft tissue tumors.

Each chapter also presents relevant authors worldwide whose work has influenced the development of rheumatology. At the end of each unit, i.e. description of a disease or a syndrome, the reader will find an elaborate list of recent bibliography which will help him/her in further study of the matter.

This manual presents a novelty in related bibliography in Croatia, and as such it enables a more thorough understanding of extra-articular rheumatism, which is one of the most common rheumatic diseases of the modern way of life. The authors of the manual wish to emphasize a considerable problem present in developed world, especially in the countries at the highest level of industrialization that have developed specialized technologies, which may severely damage the musculoskeletal system. In these countries, extra-articular rheumatic diseases are very common and are the source of many questions and problems among the doctors who deal with them.

The authors also wish to introduce current trends and insights on the relevant matter, thus to contribute to the diagnosis and treatment of extra-articular rheumatism and related conditions.

Frane Grubišić



### ***DRUŠTVO BEZ DROGE?***

***(A DRUG-FREE SOCIETY?)***, by *Slavko Sakoman*. Ivo Pilar Institute of Social Sciences, Zagreb, godina 2001. 430 pages. ISBN 953-6666-19-7; UDK 613.83(497.5)“200”

The book entitled *A Drug-Free Society?* by Dr. Slavko Sakoman is the result of his 25-year experience in the work on narcotics control. Dr. Sakoman is an internationally renowned expert, the father of the drug abuse treatment system in Croatia, and founder of school and other preventive programs from local through national levels. As longstanding president of the National Board for Narcotics Control he designed the Proposal of the National Strategy for Drug Control of the Republic of Croatia, adopted by the Croatian Parliament in 1996. This expert text, his research experience, and especially the results obtained during his 8-year research work at Pilar Institute are presented in this book, as suggested by the book subtitle, *A Drug-Free Society? – Croatian National Strategy*.

This second, completed edition has 430 pages and a summary in English. It is the fifth book of the *Studije*

Collection published by Ivo Pilar Institute of Social Sciences from Zagreb. With this second edition, the author has verified a previous statement that the strong impact of organized crime and high-level corruption are the main causes hampering the efforts of professionals at governmental institutions who tend to do more and to protect the young from detrimental effects of drug abuse.

This book is useful for a number of reasons: (a) scientific, referring to systematic elaboration of the phenomenon at the international and national levels which, as it seems, has not yet been done in Croatia; (b) usefulness of the study in appropriate education of young professionals at university level as well as in the education of professionals at society institutions, who are directly responsible for development of the system of drug control; and (c) the last but not the least, informing the public at large and the political system responsible for implementation of the National Program of Drug Control.

Proper information on drug abuse as a severe and serious social phenomenon, and on drug dependence as a severe, chronic, relapsing disease complicated by numerous secondary sequels, may stimulate social factors, and especially politicians to make quality decisions and offer due support to continuous implementation of both repressive measures aimed at efficient control of organized drug crime (drug traffic) and measures aimed at reducing drug demand (primary prevention, drug abuse treatment).

The book has seven chapters, conclusion and appendices, among them *The Thirteen Principles of Efficient Drug Abuse Treatment*. The last, thirteenth principle runs as follows: “The recovery from drug abuse may be a longterm process”. The elements of the process, the role of healthcare system in this process, and which approach yields best results, all these issues are described in detail.

I do hope the book will contribute to better understanding of the problem, help in using the measures and approaches that are scientifically based and validated as really efficient, and stimulate the public to do more and better in fighting this deadly social evil.

*Vlado Šakić*





## NEWS

### 4<sup>th</sup> Croatian Congress of Neurology Osijek, Croatia, September 7-10, 2005

The Croatian Neurological Society of the Croatian Medical Association, University Department of Neurology, Osijek University Hospital and Osijek School of Medicine, and Croatian Association for Neurorehabilitation and Restorative Neurology organized the 4<sup>th</sup> Croatian Congress of Neurology that took place in Osijek, under the auspices of the Croatian Ministry of Health and Social Welfare, County of Osijek and Baranya, Diocese of Đakovo and Srijem, and the City of Osijek.

There were around 250 neurologists attending the Congress, most of them from Croatia and some from the neighboring countries such as Bosnia and Herzegovina and Slovenia. The opening lecture was held by Professor Boško Barac and was entitled Development and Perspectives of Neurology in Croatia.

The topics addressed during the Congress were stroke, multiple sclerosis, epilepsy, neurodegenerative diseases, neuromuscular diseases, pain in headache, neurorehabilitation, and free topics. The lecturers were distinguished professors from Croatia, Slovenia and Bosnia and Herzegovina.

In the section addressing stroke the lecturers were Professor Vida Demarin, Professor Dragutin Kadojić and Assistant Professor Vesna Vargek-Solter, presenting new diagnostic and therapeutic procedures (management of intracerebral hemorrhage, acute ischemic stroke and stenting), epidemiology of stroke with the main preventive directions, and stroke units. The main conclusions of this section summarized by Professor Vida Demarin were to allow all patients equal chance of getting the best possible treatment currently available, to form the national registry of cerebrovascular disorders, to unify and select the most incriminated risk factors for stroke, and to use general population education as a stroke prevention option.

Professors Slava Podobnik-Šarkanji, Josip Rudež and Vesna Brinar were lecturing in the section on multiple

sclerosis on diagnostic aspects, differential diagnosis and treatment of multiple sclerosis and demyelinating disorders. The principal conclusions at the end of the Congress were delivered by Professor Slava Podobnik-Šarkanji, stressing that it is of crucial importance to remain within the accepted diagnostic criteria for multiple sclerosis (clinical consultation should be implemented in uncertain cases) and that patient treatment be applied as early as possible despite the price (interferon treatment).

Trauma and epilepsies, epileptogenesis, and clinical and electrographic evolution of primary generalized epilepsies were the focus of the epilepsy section; the lectures delivered by Professor Ivo Lušić, Sanja Hajnšek and Assistant Professor Ivan Bielen presented conclusions of this section, noting that evaluation of the new antiepileptic drugs had been completed and that Croatian data matched those reported worldwide, proving their efficacy was comparable to old antiepileptics but with fewer side effects, thus enabling better individualization of epileptic therapy. Furthermore, epilepsy today seems to take on epidemic tendencies and needs to be evaluated as such. Lastly, the use of surgery in epilepsy treatment is still being developed.

The neurodegenerative section was mainly focused on Parkinson's disease, its clinical stages and orthostatic hypotension (lectures were held by Professor Maja Relja and Ante Jurjević). Professor Zvezdan Pirtošek from Slovenia was lecturing on corticobasal degeneration with a very insightful approach. Professor Maja Relja delivered final conclusions of this section stating that the main diagnostic criteria for these diseases remained within the realm of clinical presentation of the patient's symptoms, and sophisticated diagnostic tools could only occasionally be employed to rule out the pathology of different origin. Most importantly, the time of diagnosis of neurodegenerative disorders has shifted to a younger age.

There were five topics in the section of neuromuscular disorders: paraneoplastic polyneuropathies (Ante

Jurjević), hereditary polyneuropathies and molecular diagnosis worldwide and in Croatia (Zoran Mitrović), electrophysiologic parameters in the evaluation of the type and severity of polyneuropathies (Assistant Professor Marija Žagar), uremic polyneuropathy (Biserka Kovač), and rehabilitation of hereditary neuromuscular disorders (Osman Sinanović). Delivering the most important conclusion, Assistant Professor Marija Žagar stated it was very important to perform an early diagnosis of polyneuropathies of infectious or inflammatory origin in order to initiate treatment as early as possible.

Pain in headaches was mostly evaluated through migraines (a lecture delivered by Professor Ksenija Willheim), the influence of seasons on migraine prevalence (Ante Vladić) and treatment of cluster headache (Assistant Professor Davor Jančuljak). Surprisingly, pain was not pointed out as the patient's main concern, yet having a defined place in treatment efforts. Professor Ksenija Willheim stated this as one of the conclusions. Professor Vida Demarin added that it was necessary to continue with epidemiologic studies concerning migraine in Croatia.

Severe brain trauma (Ivan Dubroja), regeneration of neuronal tissue (Željko Bakran), neurorehabilitation of craniocervical trauma (Professor Silva Soldo-Butković) and neurorehabilitation in the past, present and future (Assistant Professor Vesna Šerić) were the topics spoken of in the neurorehabilitation section. Assistant Professor Vesna Šerić concluded it was necessary to raise awareness of the importance of neuronal rehabilitation, especially early rehabilitation, based on the knowledge of the existing vast neuronal reserves that might take over some of the lost neuronal functions owing to neuronal plasticity.

Lastly, as free topics, surgical treatment of spondylotic cervical myelopathy (a lecture delivered by M. Vukić) and dementia as proteinopathy (a lecture delivered by Assistant Professor Tomislav Babić) sparked up the discussion and were true highlights to the Congress.

Two lunch meetings were held during the Congress: one on the use of valproate in the 21<sup>st</sup> century (lectures held by Professor Ivo Lušić and Sanja Hajnšek) and the other one on longterm treatment of epilepsies (lectures held by Professor Ivo Lušić, Assistant Professor Zdravka Poljaković, Dubravka Šepić, Snježana Miškov and Hrvoje Hećimović), along with a Mini Symposium on Risperidone Tablet for Migraine Treatment (lectures held by Professor Vida Demarin and Assistant Professor Davor Jančuljak).

During the Congress, two main poster sections were organized with the authors presenting 115 scientific and professional topics. At the end of the Congress six of them were awarded appreciation of the best-presented posters.

*Miljenka-Jelena Jurašić*

## 9<sup>th</sup> Congress of the European Federation of Neurological Societies

Athens, Greece, September 17-20, 2005

Sunny Athens was the host of the 9<sup>th</sup> Congress of the European Federation of Neurological Societies, on September 17-20, 2005. The program of the Congress consisted of several different sections. Each day three main topics were discussed. On Sunday, September 18, the main topics were Vascular cognitive impairment, Neuroprotection – neurodegeneration in multiple sclerosis, and Mysteries of parkinsonism. On Monday, September 19, Headaches – advances in pathophysiology and management, Neurological disorders and sleep apnea, and Update on carotid artery disease were presented. Tuesday, September 20, was dedicated to Eye movements as a window to brain function, Epidemiology and burden of costs of neurological diseases, and Amyotrophic lateral sclerosis.

Congress participants could attend many different teaching courses which, unfortunately, were not covered by the congress fee but had to be extra paid. Teaching courses dealt with top topics in neurology such as dementia, movement disorders, organizing acute stroke care in Europe, epilepsy, treatment strategies in multiple sclerosis, headache syndromes and treatments, neuromuscular diseases and critical issues in neuro-oncology. This year, for the first time, for those who were not able to attend a teaching course of their interest, a CD containing teaching course materials can be bought at EFNS internet site.

On Sunday, Monday and Tuesday, short communications took place for 90 minutes each morning. During this period, experts in different fields of neurology gave short lectures on their topic. In these sections we could listen to experts' experiences and novelties in different fields. Short communication topics were Cerebrovascular diseases, Movement disorders, Multiple sclerosis and related disorders, Aging and dementia, Sleep disorders, Epilepsy, Peripheral nerve disorders, Neuromuscular disorders, Neurogenetics and neuroepidemiology, and Rehabilitation and neurotraumatology.

Several satellite symposia in the form of sponsored lectures took place each day. Pharmaceutical companies presented latest data on their medications, indications, dosage, and side effects.

Special sections were dedicated to the European Basal Ganglia Club, EFNS-EUREPA Joint Symposium, Neurology and Art – Sequels of Cerebral Lesions in Artists: Reflections on the Neurology of Creativity, and History of Neurology and Clifford Rose Lecture.

Nineteen focused workshops were held throughout the Congress. On Sunday, focused workshops were discussing Revised EFNS guideline on the management of Alzheimer's disease and related disorders, Diagnosis of genetic leukodystrophies, Advances in the understanding of genetic neuropathies: Charcot-Marie-Tooth disease, Problems in status epilepticus, Nervous system infection, and Treatment of neurological diseases – an evidence based approach. Monday was all about Rare idiopathic headache disorders, Acute stroke, Spondylo-tic cervical myelopathy, and Inflammation in neurodegenerative diseases, Vegetative state and persistent vegetative state, and The neuromuscular problem case. On Tuesday, they discussed Stroke prevention beyond atherothrombotic therapy, Cultural individuality of neuroethics in European countries, Medical treatment of

neuropathic pain, Whiplash injury, Restless legs syndrome, Autonomic dysfunction in movement disorders, and Metabolic myelopathies.

Poster sections were held on Sunday and Monday, with more than one thousand presented posters. All Congress participants were free to examine the posters and ask authors any questions during the given presenting period when the presenters were expected to be by their posters.

The exhibition of pharmaceutical as well as diagnostic equipment companies was open throughout the Congress. The exhibition was rich in educational quizzes and participants could win educational and promotive materials.

Otherwise, participants enjoyed delightful Greek gyros and absorbed the sun and summer temperatures of the south. Upon registration to the Congress center, each participant was presented a book about Hippocrates along with usual materials such as the program, book of abstracts, and an abstract CD. On Saturday evening, participants had an opportunity to enjoy a concert of the Greek national music followed by a welcome reception. On Monday, participants enjoyed a ballet performance Zorba the Greek at the Herodos Athicus Theater at the base of the Acropolis.

*Sandra Morović*

Sestre milosrdnice



University Hospital

## HISTORICAL REVIEW

Dr. Oto Belošević died in Zagreb, in March 1945. He was head of the Second Department of Medicine, established in 1940. From the very beginnings, our Hospital had a department of medicine, headed by other renowned internists, to mention Dr. Ivan Kosirnik or Professor Lujo Thaller. However, it was only with Dr. Belošević as head of department that this Second Department of Medicine grew into a teaching department, while Dr. Belošević became Assistant Professor of Internal Medicine at the Zagreb University School of Medicine.

He delivered lectures in endocrinology, and internal medicine exercises were held at his department. It was a sort of recognition to Dr. Belošević for his managing the Department on a strictly scientific basis, since the University Department of Medicine in Rebro was the official teaching hospital of the Zagreb University School of Medicine.

Assistant Professor Belošević was highly esteemed among students for his pedagogic abilities. He was a strong personality and beloved among fellow physicians. When he died, two inspired texts appeared in *Liječnički vjesnik*<sup>1</sup>, devoted to his memory and presenting extensively all his diverse activities.

Dr. Belošević was president of Medical Chamber, paying special attention to medical care in the country during his term of office (1938-1941). Also, he was physician for the actors, singers, musicians and other members of the Croatian National Theater. He was their physician but also a very popular and highly esteemed person, as stated by Professor Vladimir Čepulić describing his funeral in his obituary: "How beloved our dear Oto was is clearly shown by his magnificent funeral, where the whole intellectual Zagreb and humble people, his patients and admirers, actually adorers have gathered ... the funeral chorale was performed by members of the Croatian National Opera, complete Opera choir performed the dirge .... and Opera orchestra performed the grave dirge".<sup>1</sup>

Dr. Belošević was, according to Professor Lujo Thaller<sup>1</sup>, his superior and friend, a realist and a romantic who, like many other common and great people of the 19<sup>th</sup> and the beginning of the 20<sup>th</sup> century, died from tuberculosis, then – more than 60 years ago – yet an incurable disease.

*Tanja Sušec*

### Reference

1. *Liječnički vjesnik* 1945;67:81-3.

## INTERNET GUIDANCE

Cancer BA CUP website has a distinct subtitle stating what lies behind the title: "Helping people live with cancer". It is a British database, currently the leading information service in Europe, providing on 4500 pages extensive information on all types of malignant diseases, practical advice and support to patients and their families.

In addition, this database also offers pages for oncologists and other physicians, containing latest information and various treatment guidelines. The research dealing specifically with the patients' attitude to their disease, texts for nurses, and 1000 questions on cancer usually posed by patients are also included. Briefly, these are highly useful pages for all physicians and nurses because the examples have been carefully chosen, the information offered being very interesting and of high quality.

<http://www.cancerbacup.org.uk>

The next website also covers a large field of medicine, i.e. complete surgery. The authors state it is a true virtual school of surgery!

This database has been designed and compiled by Professor Jacques Marescaux with his team from the European Institute of TeleSurgery from Strasbourg, France. WebSurg has been designed as a database for all surgeons, anesthesiologists and nurses, presenting the latest surgical techniques for various surgical specialties as well as for gynecology and urology. In addition, there are operative protocols, comments from international specialists in particular fields, etc. WebSurg is equally presented in three languages, English, French and Japanese.

<http://www.websurg.com>

REMEMBER, OUR WEB ADDRESS IS:

**<http://www.acta-clinica.kbsm.hr>**

HAVE YOU VISITED OUR WEB PAGE?  
IF NOT YET, PLEASE, DO IT TODAY.

HAVING ANY COMMENTS ABOUT THE JOURNAL?

SEND YOUR COMMENTS TO OUR E-MAIL ADDRESS:

**[editor@acta.kbsm.hr](mailto:editor@acta.kbsm.hr)**