

# The Throughput Capacity of Rail Freight Corridors on the Particular Railways Network

## Ukupan izravni kapacitet koridora željezničkog prijevoza na posebnim mrežama željeznica

Ján Ližbetin

Department of Transport and Logistics  
Institute of Technology and Business  
České Budějovice, Czech Republic  
e-mail: lizbetin@mail.vstecb.cz

Ján Ponický

Department of Rail Transport  
Faculty of Operation and Economics of  
Transport and Communications  
University of Žilina, Slovak Republic  
e-mail: jan.ponicky@fpedas.uniza.sk

Vladislav Zitrický

Department of Rail Transport  
Faculty of Operation and Economics of  
Transport and Communications  
University of Žilina, Slovak Republic  
e-mail: vladislav.zitricky@fpedas.uniza.sk

DOI 10.17818/NM/2016/SI16

UDK 656.22(437.6)

Preliminary communication / Prethodno priopćenje  
Paper accepted / Rukopis primljen: 23. 3. 2016.

### Summary

Rail transport has an irreplaceable role within the international and national transport market. The effective support of railway transport is necessary for maintain sustainable development in European area and support of railway transport is one aim of European Union. The adoption of Regulation (EU) No. 913/2010 of the European parliament and of the council – concerning a European rail network for competitive freight is one possibility to increase the transport volume in railway transport. The article is focused on the operation characteristic of rail freight corridors in the Slovak Republic and their capacity consumption by the common rail operation – passenger and freight.

### KEY WORDS

throughput efficiency  
throughput capacity  
rail freight corridor  
Slovak railways network  
transport volume

### Sažetak

Željeznički prijevoz ima nenadomjestivu ulogu unutar međunarodnoga i nacionalnoga tržišta. Djelotvorno održavanje željezničkog prijevoza potrebno je da bi opstao održivi razvoj u europskome prostoru i dala se podrška željezničkome prijevozu, što je jedan od ciljeva Europske unije. Usvajanje Regulacije (EU) Br. 913/2010 Europskoga Parlamenta i Savjeta koja se tiče europske željezničke mreže za konkurentnu vozarinu je jedna mogućnost povećanja volumena transporta u željezničkome transportu. Članak se fokusira na operacione karakteristike koridora željezničkoga prijevoza u Slovačkoj Republici i njihove potrošnje kapaciteta uobičajenim aktivnostima željeznice – putnika i tereta.

### KLJUČNE RIJEČI

izravna djelotvornost  
izravni kapacitet  
željeznički teretni koridor  
Slovačka željeznička mreža  
volumen transporta

## 1. INTRODUCTION

Conception of rail freight corridors is one of the elements for support the aims of the White paper of EU - Roadmap to a Single European Transport Area – Towards a competitive and resource efficient transport system published in 2011. Creation of competitive rail market in the European area may allow strengthen the position of rail transport.

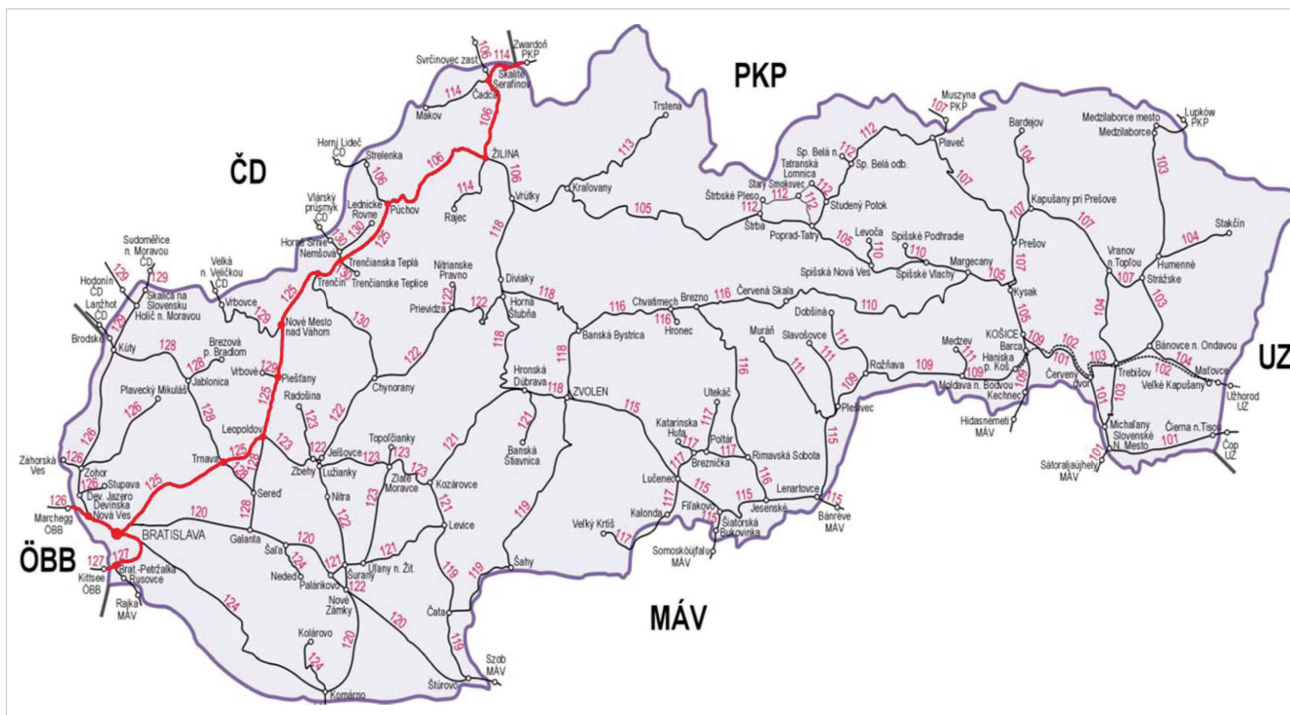
Currently, it is possible to notice a growing trend of using the road transport. Road transport is particularly effective for its flexibility but it lacks the capacity of rail transport. The negative impact on the environment, including increasing frequency congestion, increasing noise and the construction of the road network and land occupation are other important facts. Transport safety is closely related to the damage caused during transport. Road safety with advancing is dramatically decreasing, because there is an increase in traffic accidents.

Development and support of the automobile industry in Slovakia has had a synergic effect of the using and development combined transport. The inclusion three track lines from net of

Slovak railways has a important meaning for the making the speed and quality rail connection between European ports (Koper, Rijeka, Hamburg and Bremerhaven) and intermodal terminal in Slovakia (Žilina, Bratislava, Dunajská Streda, Košice). Common rail operation (passenger and freight) on the rail freight corridors can cause several problems: construction of traffic diagram (trains path for passenger trains and freight trains), consumption capacity of the track lines or operation problems [1-6].

## 2. CHARACTERISTICS OF RAIL FREIGHT CORRIDORS IN THE SLOVAK REPUBLIC

The opening rail freight market allows entering new rail operators to the rail network. To optimise the use of the network and ensure its reliability, it is useful to introduce additional procedures to strengthen cooperation on allocation of international train paths for freight trains between infrastructure managers [7], [8].



Source: authors

Figure 1 Rail Freight Corridor 5 on the Slovakian railways network

The implementation of international rail freight corridors, forming a European rail network for competitive freight, should be conducted in a manner consistent with the trans-European Transport Network (TEN-T) and/or the European Railway Traffic Management System (ERTMS) corridors. To that end, the coordinated development of the networks is necessary, and in particular as regards the integration of the international corridors for rail freight into the existing TEN-T and the ERTMS corridors [8].

The planned measures to improve the performance of rail freight transport should have little impact for users of rail. Therefore, it is necessary to include all the planned measures to the implementation plan. Also, all planned measures, which should have impact to less capacity of infrastructure, must be regularly published or discussed with the infrastructure managers [8].

The management of freight corridors should also include procedures for the allocation of the infrastructure capacity for international freight trains running on such corridors. Those procedures should recognise the need for capacity of other types of transport, including passenger transport.

Through the territory of the Slovak Republic are routed three rail freight corridors:

- rail freight corridor 5 – RFC 5,
- rail freight corridor – RFC 7,
- rail freight corridor – RFC 9.

### 2.1. Characteristic of rail freight corridor 5

Rail freight corridor 5 (Baltic – Adriatic corridor) make connection between Nord part of Europe (Baltic Sea) and South part of Europe (port of Koper in Slovenia). Corridor passes cross countries: Poland, Slovakia, Austria, Italy and Slovenia.

On the network of Slovak railways entry point of corridor, the station Skalité from Poland railway network is considered

to be the cross-border station and exit point is cross-border station Devínska Nová Ves (alternative station is Petržalka) to Austrian railway network. In figure 1 and table 1, the RFC 5 in the Slovakia are showed.

Table 1 Rail Freight Corridor 5 on the Slovakian railways network

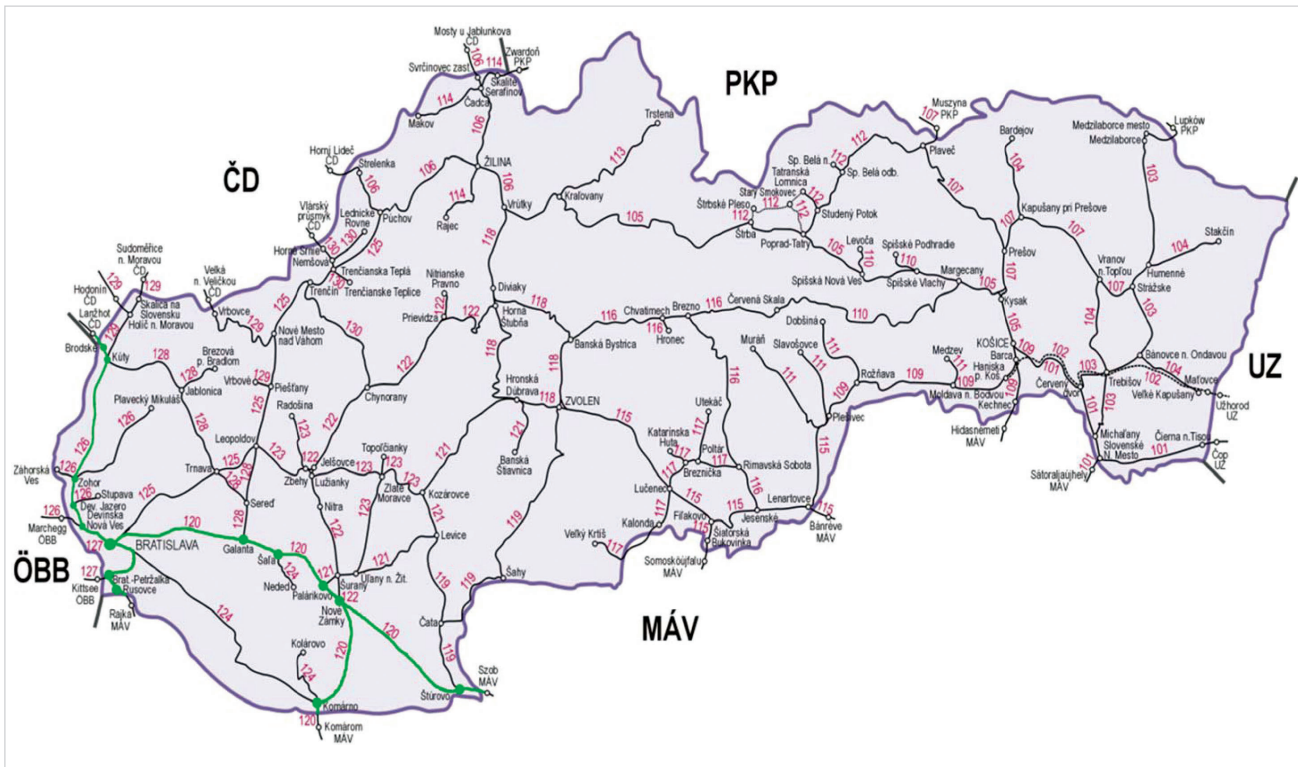
Corridor	Route	Distance
RFC 5	Skalité št. hr. – Čadca – Žilina – Púchov – Trnava – Bratislava hl. st. – Devínska Nová Ves št. hr.	264 km
RFC 5	Skalité št. hr. – Čadca – Žilina – Púchov – Trnava – Bratislavské spojky – Petržalka št. hr.	252 km

Source: authors

In figure 2, the speed profile of rail freight corridor 5 on the network of Slovakia railways are illustrated. As it can be seen on the dynamic profile, the great limitation of this corridor is track speed from Skalité to Čadca. In these track section, it is slow speed and there are bad track and slope conditions. Maximum length of train in the track section Skalité – Zwardoň (PKP) is 300 m. Then, it is necessary dividing the intermodal trains which are running from Žilina to port of Hamburg (or Bremerhaven or in Kaliningrad's area) [9]. This fact causes technological problems on the rail freight corridor and then railway undertakings are using another rail routes for their intermodal trains [1], [3], [7].

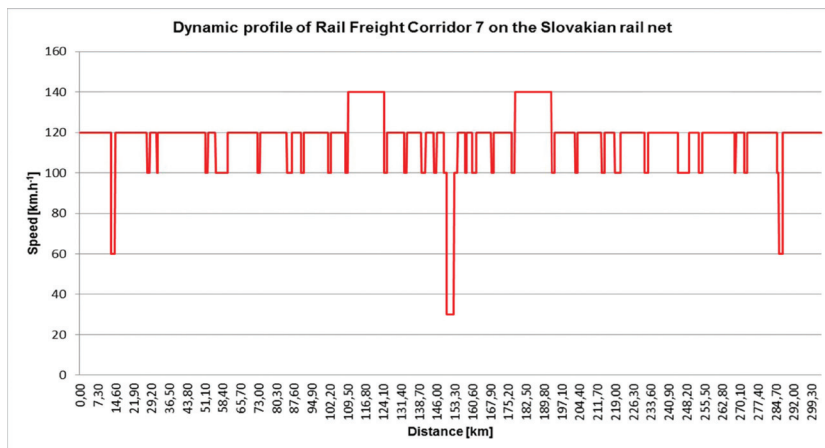
In figures 3 and 4, the analyses of number of trains on the rail freight corridor 5 in the Slovakia are performed. RFC 5 in Slovakia is double line, without short line section Čadca – Skalité (single line). Operation on RFC 5 is mixed and consists from passenger and freight transport. It is no ideal situation based on the conditions of directive EU 913/2010. Common operation (passenger and freight) on the corridors could causes great consumption of railway infrastructure capacity.





Source: authors

Figure 5 Rail Freight Corridor 7 on the Slovakian railways network



Source: authors

Figure 6 Dynamic profile of Rail Freight Corridor 7 on the Slovakian railways network

Speed profile of rail freight corridor 7 is shown in figure 6. Maximum track speed on the rail corridor is 140 km.h<sup>-1</sup>, but significant part of rail line has maximum speed 120 km.h<sup>-1</sup>. In some points of line, it is maximum speed less, restriction is in the railway station. Railway station has restrictions because of its technical base (tracks, switches) are old and it needs the reconstruction. Nevertheless, the technical base of rail freight corridor 7 in Slovak part has relatively good technical condition for rail operation (based on the directive EU 913/2010) [5] [7].

On the rail freight corridor 7 in the Slovakia, it is common rail operation – passenger and freight – and also is double track line. Analysis of transport volume on the corridor is in figure 7 and 8. Analysis of transport volume on the rail freight corridor has been processed for even and odd direction separately.

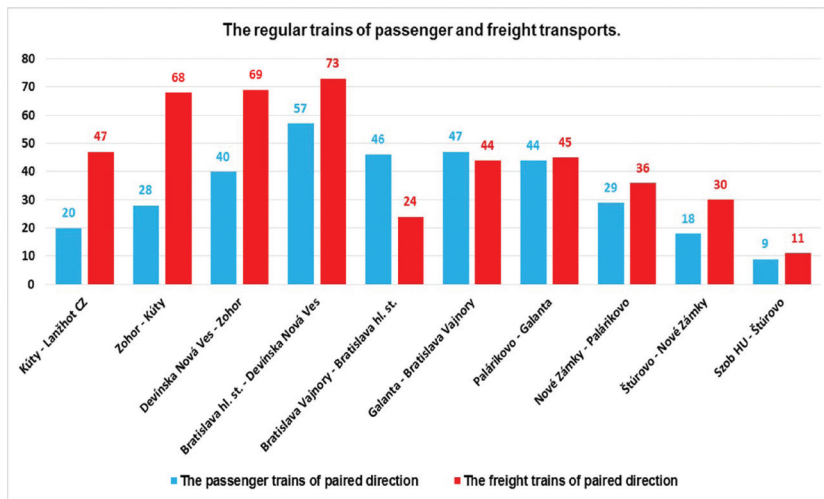
### 2.3. Characteristic of rail freight corridor 9

Rail freight corridor 9 connects Czech Republic and Slovakia. The beginning point of rail freight corridor 9 is cross-border station Čierna nad Tisou and exit point from Slovak railways network is cross-border station Lúky pod Makytou Gr. In table 3, it is preview of corridor network in Slovakia.

Table 3 Rail Freight Corridor 9 on the Slovakian railways network

Corridor	Route	Distance
RFC 9	Lúky pod Makytou št. hr. – Žilina – Košice – Čierna nad Tisou št. hr.	408 km

Source: authors



Source: authors

Figure 7 The regular trains of passenger and freight transports

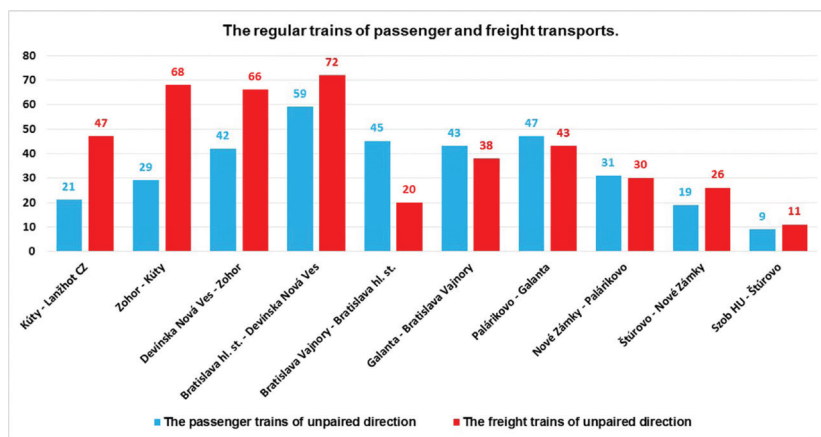


Figure 8 The regular trains of passenger and freight transports

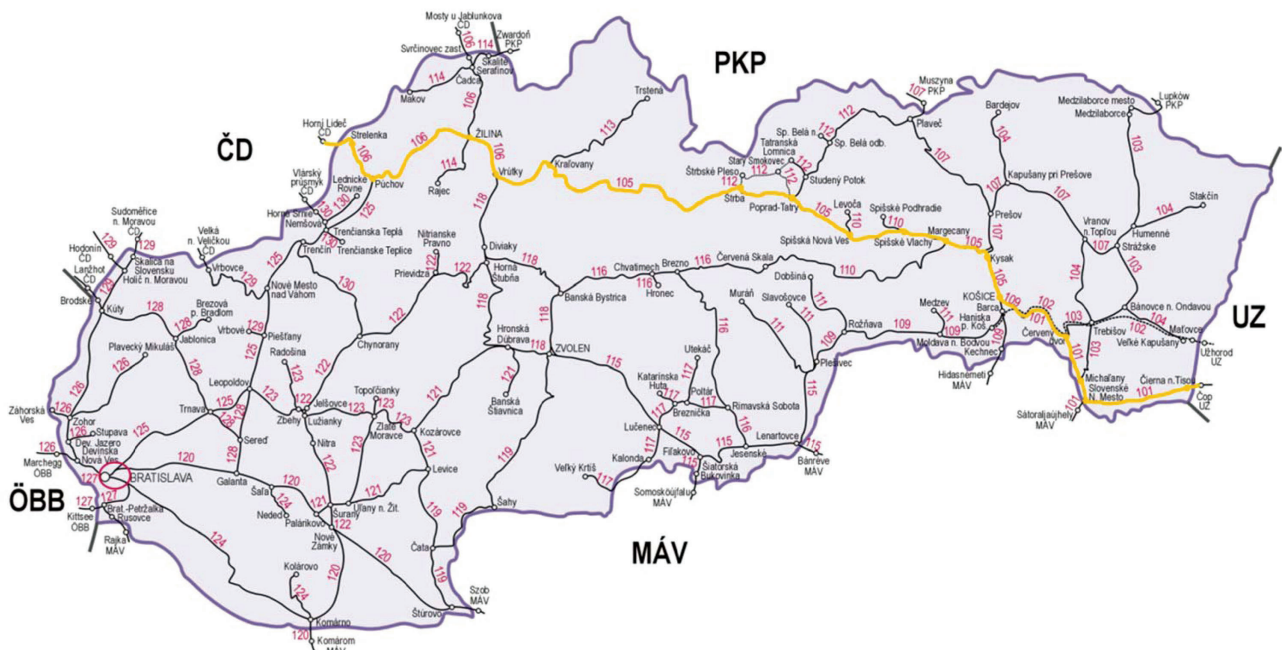
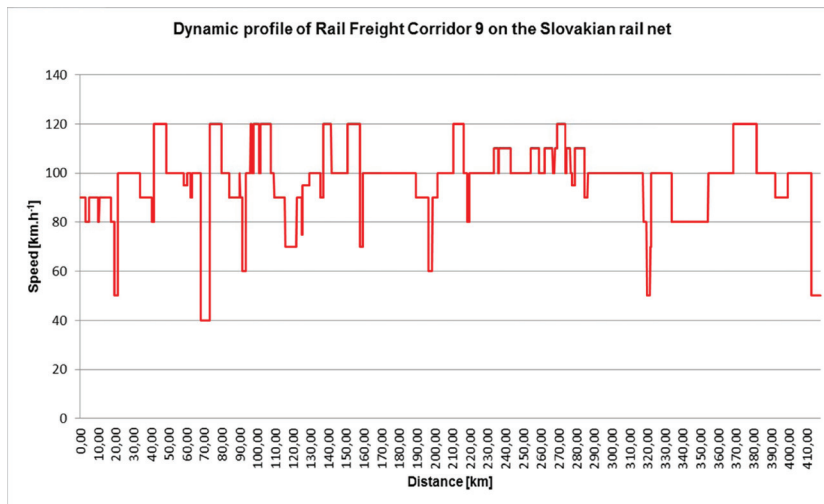


Figure 9 Rail Freight Corridor 7 on the Slovakian railways network

Speed profile (in Figure 10) of rail freight corridor 9 is very diverse. This corridor is also main rail line in Slovakia, but technical conditions of corridor are bad. In the future, it will

be repaired, based on the conditions of agreement AGTC, and then, it can be assumed to improve technical specifications [5].



Source: authors

Figure 10 Dynamic profile of Rail Freight Corridor 9 on the Slovakian railways network

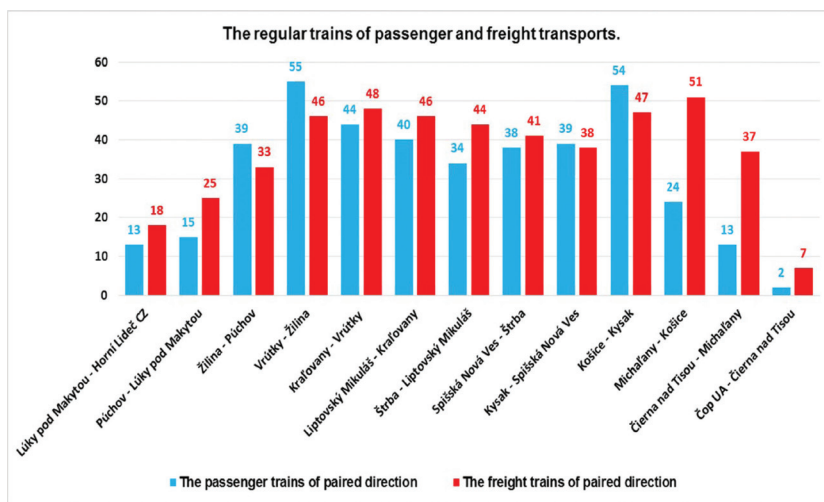


Figure 11 The regular trains of passenger and freight transports

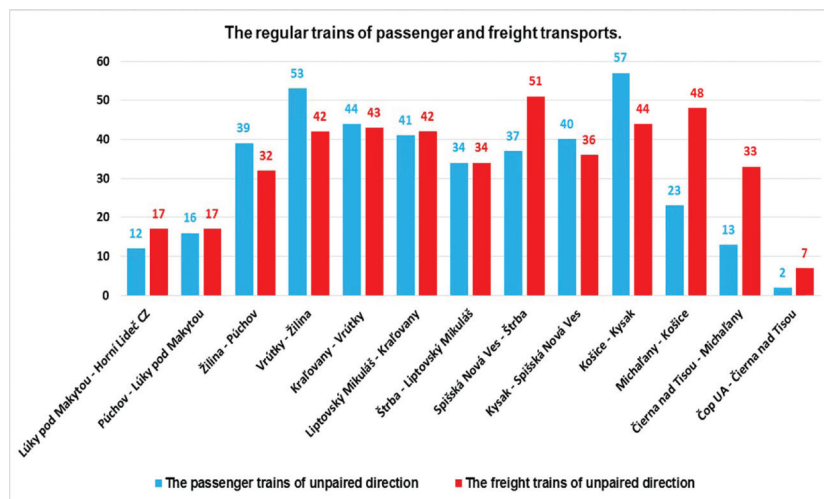


Figure 12 The regular trains of passenger and freight transports

Rail operation on the rail freight corridor 9 is common (passenger and freight) as well as RFC 5 and RFC 7. Transport volume on the rail freight corridor 9 is showed in figures 11 and 12. This corridor is double track line and analysis of transport volume has made separately for each direction.

### 3. THE METHODOLOGY FOR DETERMINING THE THROUGHPUT EFFICIENCY OF TRACK LINES

For railway transport, it is a routine to refer to line capacity as line throughput efficiency. Sometimes, we also use an abbreviated form of line throughput [4].



- the final step of the methodology is to calculate the throughput efficiency:

$$n = \frac{T - (T_{sm} + T_{fo})}{t_{otpt} + t_{btpt}} \quad [\text{trains}] \quad (5)$$

where:  $n$  – throughput efficiency [trains],  $T$  – computing time [1 440 min.],  $T_{sm}$  – supplement for maintenance [min],  $T_{fo}$  – fixed occupation [min],  $t_{otpt}$  – average occupation per one train path [min],  $t_{btpt}$  – buffer time per one train path [min]

#### 4. THE CALCULATION RESULTS OF THROUGHPUT EFFICIENCY ON THE RAIL FREIGHT CORRIDOR IN SLOVAKIA

The calculation of the throughput efficiency has a significant impact on the organization of transport operation in track lines. Sufficient capacity is important for organizing continuous and safe transport.

Calculation of throughput efficiency was applied to individual rail freight corridors on the Slovakian railways network. Throughput efficiency is determined for each track line section separately. For better overview of consumption capacity, it was also calculated coefficient of throughput efficiency. The coefficient was determined based on formula:

$$c_{cte} = \frac{N}{n} * 100 \quad [\%] \quad (6)$$

where:  $c_{cte}$  – coefficient of throughput efficiency [%],  $n$  – throughput efficiency [trains],  $N$  – number of scheduled trains in traffic diagrams [trains]

Table 4 contains calculated throughput efficiency of rail

freight corridor 5. First track line section Skalité – Čadca is only single track line for that a value of throughput efficiency is together for both directions. The highest consumption of corridor capacity is only approximately 55 %, nevertheless, common operation – passenger and freight transport.

The results of throughput efficiency of rail freight corridor 7 are shown in table 5. Table 5 contains calculated throughput efficiency of rail freight corridor 7. Capacity consumption on the corridor is not so high. The corridor track line is used only on the 33.3 % (or 55 % on the section Kúty – Bratislava).

Table 6 contains the calculated throughput efficiency of rail freight corridor 9. Rail freight corridor 9 is basic track line in Slovakia. Therefore, the capacity consumption on this corridor is low. The highest value of capacity consumption is 50 %.

#### 5. CONCLUSION

Application results of the methodology for determining the throughput efficiency are sufficiently capacity of rail freight corridors, nevertheless, on the corridors, passenger and freight trains are operated. Common operation has not great influence to capacity consumption on the rail freight corridors on the net of Slovakian railways. In case of increase the transport volume (passenger or freight), the rail infrastructure has a possibility to ensure safety and continuous rail operation [2], [4], [14].

Currently, Slovak railways repairs railway infrastructure on the Slovakia and reconstructed track line Bratislava – Žilina is part of rail freight corridor 5. At the reconstruction, Slovak railways made a decision about building new track interlocking system on the reconstructed line. Slovak railways cancelled

Table 4 Throughput efficiency of Rail Freight Corridor 5

Track line	Limited track line section	Capacity [trains]		$C_{cte}$ [%]	
		Even direction	Odd direction	Even direction	Even direction
Skalité – Čadca	Čadca – Skalité	46	77	20.9	
Čadca – Žilina	Čadca – Žilina	165	165	36.4	37.6
Žilina – Púchov	Žilina – Púchov	128	126	49.8	48.6
Púchov – Bratislava hl. st.	Trnava – Bratislava Rača	192	184	43.8	47.3
Bratislava hl. st. – Devínska Nová Ves	Devínska Nová Ves – Bratislava hl. st.	188	196	54.8	55

Source: authors

Table 5 Throughput efficiency of Rail Freight Corridor 7 (authors)

Track line	Limited track line section	Capacity [trains]		$C_{cte}$ [%]	
		Even direction	Odd direction	Even direction	Even direction
Kúty – Bratislava hl. st.	Devínska Nová Ves – Bratislava hl. st.	188	196	54.8	55
Bratislava hl. st. – Štúrovo	Bratislava hl. st. – Bratislava Vajnory	173	171	35.4	33.3

Source: authors

Table 6 Throughput efficiency of Rail Freight Corridor 9 (authors)

Track line	Limited track line section	Capacity [trains]		$C_{cte}$ [%]	
		Even direction	Odd direction	Even direction	Even direction
Čierna nad Tisou – Košice	Čierna nad Tisou – Michalany	91	88	37.4	36.3
Košice – Kraľovany	Košice – Kysak	173	170	49.7	50.6
Kraľovany – Púchov	Žilina – Púchov	128	126	49.8	48.6
Púchov – Lúky pod Makytou	Púchov – Lúky pod Makytou	178	169	17.4	16.5

Source: authors



automatic block interlocking system and are building new interlocking system based on the shunt station. This new track line interlocking system not increases the capacity of railway infrastructure as would be expected. Next problem is the construction of train paths in the traffic diagram on the future, if there were to achieving the aims of the White Paper of EU - Roadmap to a Single European Transport Area – Towards a competitive and resource efficient transport system. When the traffic flows in the ideal case move from road transport to railways in Slovakia too, and then, the currently capacity of rail infrastructure would be inadequate [2], [13-15].

Based on the analysis in the article, we can say that the capacity of rail freight corridors in Slovakia is low and railway infrastructure do not need the great financial measures on the fulfillment the aims of Regulation (EU) 913/2010. However, the Reconstruction of railway infrastructure in the Slovak republic is necessary for modernization and creation for one interoperability common rail market in the European Union [2], [16], [17].

## REFERENCES

- [1] Kampf, R., Gašparík, J., Kudláčková, N. Application of different forms of transport in relation to the process of transport user value creation IN: *Periodica Polytechnica Transportation Engineering*, 2012, Vol. 40, No. 2, pp. 71-75. ISSN 0303-7800.
- [2] Gasparik, J., Abramovič, B., Halás, M. New graphical approach to railway infrastructure capacity analysis; In: *Promet - Traffic&Transportation: scientific journal on traffic and transportation research*, 2015, Vol. 27, No. 4, p. 283-290. ISSN 0353-5320.
- [3] Havlena, O, Jacura, M., Javořík, T., Svetlík, M., Týfa, L. Parameters of passenger facilities according to railway station characteristics. *Transport Problems*, 2014, Vol. 9, Issue 4, pp. 97-104. ISSN 1896-0596.
- [4] Černá, L., Mašek, J. The proposal the methodology of the supply chain management in transport and logistic company, In: *Transport means 2015: proceedings of the 19<sup>th</sup> international scientific conference*, Kaunas University of Technology, Lithuania, 2015. ISSN 1822-296X.
- [5] Gasparik, J., Zitrický, V. A new approach to estimating the occupation time of the railway infrastructure In: *Transport: Journal of Vilnius Gediminas Technical University and Lithuanian Academy of Sciences*. - ISSN 1648-4142. - Vol. 25, No. 4 (2010), p. 387-393.
- [6] Islam, D.M.Z., Zunder, T.H., Jackson, R., Nesterova, N., Burgess, A. The potential of alternative rail freight transport corridors between central europe and china. *Transport Problems*, 2013, Vol. 8, Issue 4, pp. 45-57. ISSN 1896-0596.
- [7] Simkova, I., Stopka, O. The Logistics Performance Index methodology. *Logi - Scientific Journal on Transport and Logistics*, 2014, Vol. 5, No. 1, pp. 61-70, ISSN 1804-3216.
- [8] Stopka, O., Kampf, R., Kolar, J., Kubasakova, I., Savage, C. Draft guidelines for the allocation of public logistics centres of international importance. *Komunikácie*, 2014, Vol. 16, Issue 2, pp. 14-19, ISSN 1335-4205
- [9] Regulation (EU) No. 913/2010 of the European parliament and of the council – concerning a European rail network for competitive freight is one possibility to increase of transport volume in railway transport.
- [10] Caban, J., Marczuk, A., Sarkan, B., Vrbel, J. Studies on operational wear of glycol-based brake fluid. *Przemysl chemiczny*, 2015, Vol. 94, Issue 10, pp. 1802-1806. ISSN 0033-2496.
- [11] Kanis, J., Dolinayova, A. The possibility of increasing the efficiency of the market liberalization of passenger rail transport in Slovak Republic. *Ekonomicko-manazerske spectrum*, 2015, Vol. 9, No 1, pp. 26-33. ISSN 1337-0839.
- [12] Jagelčák, J., Kubasáková, I. Load distribution in general purpose maritime container and the analysis of load distribution on extendable semitrailer container chassis carrying different types of containers. *Nase more*, 2014, Vol. 61, No. 5-6, pp. 106-116. ISSN 0469-6255.
- [13] Hirner, T., Farkaš, P., Krile, S. One Unequal Error Control Method for Telemetric Data Transmission. *Journal of Electrical Engineering (JEEEC)*, Bratislava, Slovakia, 2011, Vol. 62, No. 3, pp. 166-170. ISSN: 1335-3632.
- [14] Kubasakova, I., Simkova, I., Krzywonos, L., Nieoczym, A. The national strategy of logistics and transport in Slovakia. *Logi - Scientific Journal on Transport and Logistics*, 2015, Vol. 6, No. 1, pp. 67-79. ISSN 1804-3216.
- [15] Cerna, L., Zitrický, V., Matejko, P. Price calculation in the international railway transport of goods. In: *Logi - Scientific Journal on Transport and Logistics*, 2013, Vol. 4, No. 2, pp. 11- 27. ISSN 1804-3216.
- [16] Nedeliakova, E., Sekulova, J. and Nedeliak, I. Risk management in the conditions of railway infrastructure manager. *Ekonomicko-manazerske spectrum*, 2014, Vol. 8, No 1, pp. 22-28. ISSN 1337-0839.
- [17] Hokstok, C. Application framework of value stream costing (VSC) for supporting rail infrastructure controlling. In: *Logi - Scientific Journal on Transport and Logistics*, 2013, Vol. 4, No. 1, pp. 63-80. ISSN 1804-3216.