

# Constructive Elaboration of the Pedal Surfaces of the (1,2) Congruence

*This paper is dedicated to late colleague and friend mr. sc. JOSIP TADIĆ (1947.-1996).*

## Constructive Elaboration of the Pedal Surfaces of the (1,2) Congruence

### ABSTRACT

In this paper the pedal surfaces of the 1<sup>st</sup> order and 2<sup>nd</sup> class congruences are deduced by quartic inversion in projective space, using the methods of synthetic geometry. It is shown that there are the 4<sup>th</sup> order surfaces with a double line, and the constructive elaboration method is given. For one class of these surfaces the parametric equations are derived, and it is shown how they could be drawn using Mathematica®. Some properties of the surfaces are proved and illustrated with the pictures drawn by Mathematica®.

### Key Words

(1,2) congruence, pedal surfaces of congruences, quartic inversion, 4<sup>th</sup> order surfaces with one double line, 4<sup>th</sup> order surfaces with one double line which contain absolute conic, pinch-points

## Konstruktivna obrada nožišnih ploha jedne (1,2) kongruencije

### SAŽETAK

U radu su nožišne plohe kongruencija 1. reda i 2. razreda izvedene pomoću kvartne inverzije u projektivnom prostoru  $P^3$ . Dokazano je da su to plohe 4. reda s jednim dvostrukim pravcem koje sadrže apsolutnu koniku kao jednostruku krivulju. Pokazano je da se ove plohe, s obzirom na broj njihovih realnih jednostrukih pravaca, mogu razvrstati u tri skupine.

Za specijalnu (1,2) kongruenciju, kojoj su ravnalice pravac i kružnica koja leži u ravnini okomitoj na taj pravac, izvedene su parametarske jednadžbe nožišnih ploha. Istražena su pojedina svojstva nožišnih ploha (sjecišta kružnih presjeka s dvostrukim pravcem, kuspidalne točke, slučajevi raspada i degeneracije) od kojih su neka ilustrirana konstrukcijama nacrtanim u programu Mathematica®.

### Ključne riječi

(1,2) kongruencija, nožišne plohe kongruencija, kvartna inverzija, plohe 4. reda s jednim dvostrukim pravcem, plohe 4. reda s jednim dvostrukim pravcem koje sadrže apsolutu, kuspidalne točke

## INTRODUCTION

There are two things that have motivated me to write this type of paper for this journal. The first one is the supposition that the investigation and presentation of numerous forms of high order surfaces in projective space fall into the discipline of constructive geometry. The second one is the fact that by using a computer and combining methods of synthetic and analytic geometry we can achieve good results more easily. In this paper I have used the above mentioned procedure for one class of quartics with a double line. The forms of these quartics could be elaborated in detail by using method of differential geometry, but it is beyond the concept of this paper.

### 1. THE PEDAL SURFACES OF 1<sup>ST</sup> ORDER AND 2<sup>ND</sup> CLASS CONGRUENCES

Let  $K_n^m$  be one  $n^{\text{th}}$  order and  $m^{\text{th}}$  class congruence and  $P$  any finite point in the projective space  $P^3$ . Between the rays of the  $K_n^m$  and the planes of the sheaf  $\{P\}$  the (1,1) correspondence is defined. Corresponding rays and planes are perpendicular. (The perpendicularity in  $P^3$  derives from polarity with respect to the absolute conic

[7, p.357]). The locus of intersections of the corresponding rays and planes is a surface which is called the *pedal surface* of congruence  $K_n^m$  for the pole  $P$ . According to Kranjčević[2] it is  $(2n+m)^{\text{th}}$  order surface which passes  $n$  times through the absolute conic.

The purpose of this paper is to elaborate some pedal surfaces of congruence  $K_1^2$ . It is shown by Sturm[9, p.37] that the rays of congruence  $K_1^2$  can be determined as bisecants of a broken up space curve of 3<sup>rd</sup> order. Let  $c$  be a conic and  $d$  a line having a unique common point  $O$ . Let  $\gamma$  be the plane of the conic  $c$ , and  $\omega$  be the plane determined by the line  $d$  and the tangent  $o$  to the conic  $c$  at the point  $O$  (Fig.1). If lines of the star  $\{O\}$  which are not incident with planes  $\gamma$  and  $\omega$ , and lines in the plane  $\gamma$  which are not incident with a point  $O$ , are excluded, the other bisecants of  $c$  and  $d$  form the congruence  $K_1^2(c,d)$ . (Fig.2 illustrates the rising of the unique ray through every real point, and Fig.3 the rising of two rays in arbitrary plane when they are real).

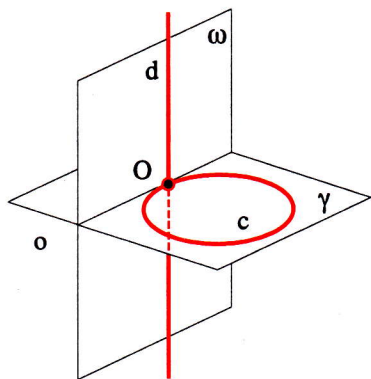


Fig.1

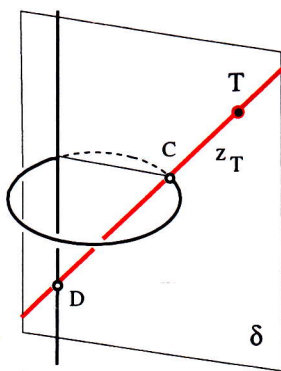


Fig.2

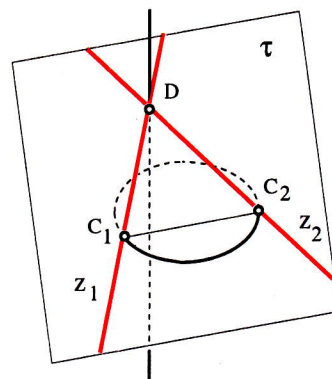


Fig.3

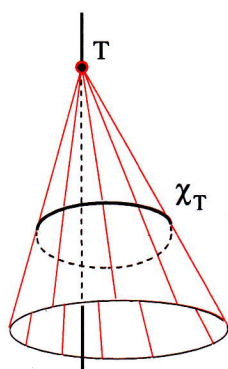


Fig.4

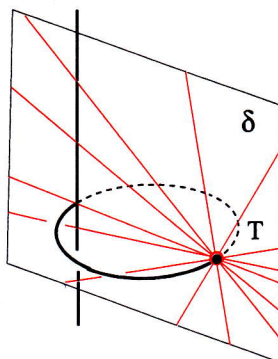


Fig.5

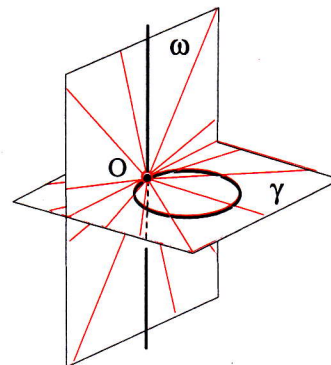


Fig.6

Singular points of  $K_1^2(c,d)$  (points through which  $\infty^1$  rays of the congruence pass) lie on the  $c$  and  $d$ . The rays of  $K_1^2(c,d)$  which are incident with a point  $T \in d, T \neq O$ , generate a 2<sup>nd</sup> degree cone  $\chi_T$  determined by the vertex  $T$ , and the conic  $c$  (Fig.4). The rays of  $K_1^2(c,d)$  which are incident with a point  $T \in c, T \neq O$ , form the pencil of lines  $(T)$  in the plane  $\delta$  determined by  $T$  and  $d$  (Fig.5). The rays of  $K_1^2(c,d)$  which are incident with a point  $O$  form two pencils of lines  $(O)$  in the planes  $\gamma$  and  $\omega$  (Fig.6).

Singular planes of  $K_1^2(c,d)$  (planes which contain  $\infty^1$  rays of the congruence) are the planes of the pencil  $[d]$  and the plane  $\gamma$ .

Inversions with respect to a quadric  $\Psi$ , in the projective space  $P^3$ , mean transformations  $i_\Psi: P^3 \rightarrow P^3$  where corresponding points  $A$  and  $i_\Psi(A)$  are conjugate points with respect to  $\Psi$ . If lines which pass through  $A$  and  $i_\Psi(A)$  form  $K_1^2(c,d)$ , inversion is called the *quartic inversion in space*. It is Cremona transformation with singular points on the curves  $d, c$  and  $e^6$ , where  $e^6$  is the 6<sup>th</sup> order space curve of the double points of the parabolic involutions induced by  $\Psi$  on the rays of  $K_1^2(c,d)$  [1].

It is proved [1, p.192] that for every plane  $\phi, i_\Psi(\phi)$  is the 4<sup>th</sup> order surface, with the double line  $d$ , which contains  $c$  and  $e^6$ . These surfaces, according to Sturm[8, p.315], belong to the class of  $n^{\text{th}}$  order surfaces with a multiple line with the  $(n-2)^{\text{th}}$  order of multiplicity. According to [4, p.1575] they form one of the four based types in

Kummer [3] classification of quartics which pass through conics. It was proved by Meyer[4,p.1631-1636] that the 4<sup>th</sup> order surface with a double line  $d$  contains: sixteen simple lines, four pinch-points\* on the double line and, besides  $\infty^1$  conics which lie in the planes of the pencil  $[d]$ , other 128 conics which lie in 64 planes. It is shown [1] which points and lines in the plane  $\phi$  were transformed into the mentioned lines, pinch-points and conics on the surface  $i_\Psi(\phi)$ .

**Theorem 1.1.**

The pedal surface  $\Phi$  of  $K_1^2(c,d)$  for the pole  $P$  is the image of the plane at infinity given by quartic inversion with respect to  $K_1^2(c,d)$  and any sphere with the center  $P$ .

**Proof.** For every point  $A \in P^3, i_\Psi(A)$  lies in the polar plane of  $A$  with respect to the quadric  $\Psi$ . For every point  $A^\infty$  at infinity the polar plane with respect to sphere with the center  $P$  is the plane through  $P$  which is perpendicular to every line which passes through  $A^\infty$ . Therefore, if  $\Psi$  is a sphere with the center  $P$ , for every point  $A^\infty \in \phi^\infty, i_\Psi(A^\infty)$  is the intersection of the ray of  $K_1^2(c,d)$ , which passes through  $A^\infty$  and the plane through  $P$  which is perpendicular to that ray.

\* According to Salmon [6, p.300], the *pinch-points* of a surface locus are points on its double curve at which the two tangent planes coincide; at a pinch-point any section, except certain sections, has a cusp. These points Meyer[4] termed *Kuspidalpunkte*, and in [1] I translated them as *cuspidal points*. Now, I want to match the terms with [6].

**Corollary 1.1.**

The pedal surface  $\Phi$  is the 4<sup>th</sup> order surface with the double line  $d$ , and contains the absolute conic.

**Proof.** That is a direct consequence of the theorem 1.1. and properties of the quartic inversion. Namely, it is proved [1] that for every plane  $\phi$ , quadric  $\Psi$  and  $K_1^2(c,d)$ ,  $i_\Psi(\phi)$  is the 4<sup>th</sup> order surface with the double line  $d$  which cuts  $\phi$  at two rays of  $K_1^2(c,d)$  and the intersection conic of  $\phi$  and  $\Psi$ . Since  $\phi^\infty$  cuts a sphere in the absolute conic,  $\Phi$  passes through it.

**Corollary 1.2.**

Besides the double line  $d$  on the pedal surface  $\Phi$  only four, two or none simple real lines can exist.

**Proof.** According to [1] sixteen simple lines of  $i_\Psi(\phi)$  are the images of the lines  $DC_1, DC_2$  and  $DE_i$ , where  $\{D\}=d \cap \phi, \{C_1, C_2\}=c \cap \phi$  and  $\{E_i, i=1, \dots, 6\}=e^6 \cap \phi$ . If  $\Psi$  is a sphere and  $\phi$  the plane at infinity, points  $E_i$  lie on the absolute conic, so  $DE_i$  are imaginary lines. The point  $D$  is always real and  $C_1, C_2$  are real and distinct, real and consecutive or a pair of imaginary points if generatrix  $c$  of  $K_1^2(c,d)$  is a hyperbola, a parabola or an ellipse. It is clear from the definition of the transformation that a real point is corresponding with a real point and an imaginary with an imaginary point. Since it is true for points, it is also true for lines. Since every of the lines  $DC_1, DC_2$  and  $DE_i$  is transformed into one conic which is an image of the point  $D$ , and the two lines in the plane of the pencil  $[d]$  hence on the surface  $\Phi$  four, two or none simple real lines exist if  $c$  is a hyperbola, a parabola or an ellipse.

Considering corollary 1.2. pedal surfaces of  $K_1^2(c,d)$  could be classified by the numbers of simple lines of them.

type of $c$	number of real simple lines	type of $r$
hyperbola	4	H
parabola	2	P
ellipse	0	E

**Theorem 1.2.**

Every plane  $\delta \in [d]$ , which cuts a conic  $c$  in the point  $C$ , cuts the pedal surface  $\Phi$  of  $K_1^2(c,d)$  for the pole  $P$  in the line  $d$  and the circle with the diameter  $\overline{CP'}$  where  $P'$  is the normal projection of  $P$  on the plane  $\delta$ .

**Proof.** According to [1] every line  $t \subset \delta \in [d]$  is transformed into two conics. One of them is the image of the intersection point of  $t$  and  $d$ , which doesn't lie in  $\delta$ , and the other is the image of  $t$  given by generalized quadratic inversion (this inversion was described in details by Niče[5]) in the plane  $\delta$  for the pole  $C$  and with respect to the intersection conic of  $\Psi$  and  $\delta$ . In conditions of the theorem the base conic of quadratic inversion is the cir-

cle with the center  $P'$  and  $t$  is the line at infinity in the plane  $\delta$ . The image of  $t^\infty$  is the locus of intersections of perpendicular lines through  $C$  and  $P'$ , which is the circle with the diameter  $\overline{CP'}$ .

This theorem will be the basis for the constructive elaboration of pedal surfaces.

If either of the generatrices  $c$  or  $d$  be the curve at infinity, the pedal surface  $\Phi$ , according to [1], breaks up into the plane at infinity and one cubic surface. In other cases, since the plane  $\phi^\infty$  is in general position with respect to the generatrices of  $K_1^2(c,d)$ ,  $\Phi$  could degenerate or break up only if  $P \in d$  or  $P \in c$ .

**2. THE PEDAL SURFACES OF A SPECIAL CONGRUENCE  $K_1^2$**

The purpose of this section is to investigate one class of pedal surfaces of the type E and find the way for their construction using Wolfram Research Mathematica®.

This special congruence is determined by the circle  $c$  which lies in the plane  $\gamma$  perpendicular to the line  $d$ . Since drawing in Mathematica® demands parametric equations of surfaces,  $K_1^2(c,d)$  is connected with a right-handed Cartesian coordinate system  $(O,x,y,z)$ . The position of generatrices of  $K_1^2(c,d)$  and orientations of angles  $u$  and  $v$  are as in Fig.7.

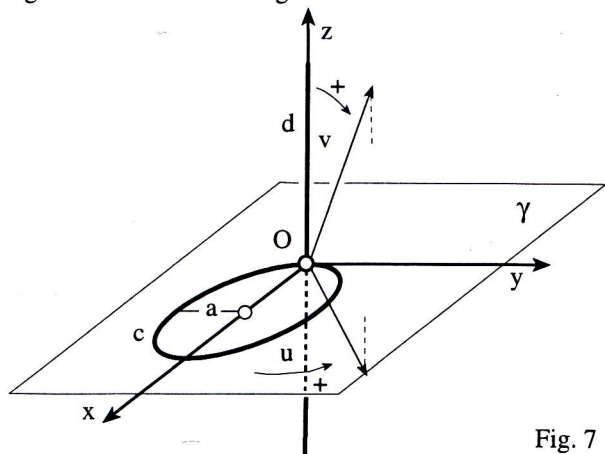


Fig. 7

Since

$$d \equiv x = 0, y = 0$$

$$c \equiv (x - a)^2 + y^2 = a^2, z = 0, a > 0 \text{ and if}$$

$$P \equiv (p, q, r)$$

the pedal surface of  $K_1^2(c,d)$  for the pole  $P$  is uniquely determined with four numbers  $a, p, q$  and  $r$ . It will be designated  $\Phi[a, p, q, r]$ .

It is clear that between the pencil of planes  $[d]$  and the semiclosed interval  $[-0.5\pi, 0.5\pi]$  one-to-one mapping  $u \leftrightarrow \delta(u)$  exists (Fig.8). According to theorem 1.2. every plane  $\delta(u)$  cuts  $\Phi[a, p, q, r]$  into the circle  $\overline{c}(u)$  with the diameter  $\overline{CP'}$ . In the plane  $\delta(u)$   $(O,t,z)$  is the Cartesian coordinate system where axis  $t$ , intersection of  $\delta(u)$  and the plane  $xy$ , has positive orientation in the semi-plane  $x \geq 0$  (Fig.8).

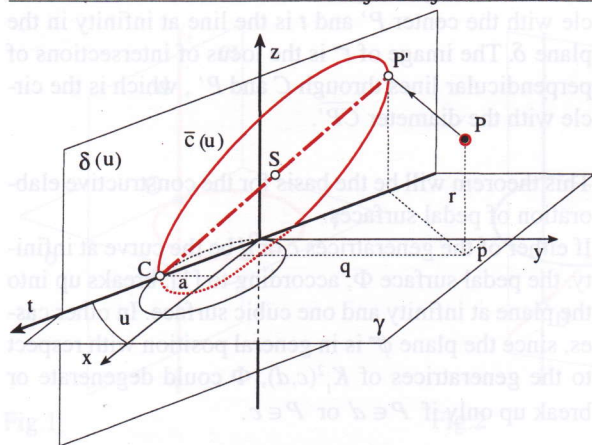


Fig. 8

Since

$$t_C(u) = 2a \cos u \text{ and } t_{P'}(u) = p \cos u + q \sin u$$

then

$$t_S(u) = 0.5((2a + p) \cos u + q \sin u) \text{ and}$$

$$R(u) = 0.5 \sqrt{((2a - p) \cos u - q \sin u)^2 + r^2}.$$

Therefore,

$$t(v) = R(u) \sin v + t_S(u)$$

$$z(v) = R(u) \cos v + 0.5r, \quad v \in [0, 2\pi] \quad (1)$$

are parametric equations of the circle  $\bar{c}(u)$  in the coordinate system  $(O, t, z)$  in the plane  $\delta(u)$ .

Since

$$x = t \cos u \text{ and } y = t \sin u,$$

then

$$x(u, v) = \cos u (R(u) \sin v + t_S(u))$$

$$y(u, v) = \sin u (R(u) \sin v + t_S(u)) \quad (2)$$

$$z(u, v) = R(u) \cos v + 0.5r,$$

$$u \in [-0.5\pi, 0.5\pi], \quad v \in [0, 2\pi]$$

are parametric equations of the surface  $\Phi[a, p, q, r]$  in the coordinate system  $(O, x, y, z)$ . It is clear that  $v$ -curves are circles in the planes  $\delta(u)$  of the pencil  $[d]$ , and  $u$ -curves will be used only for drawing and they will not be analysed.

One of the parameters  $a, p, q, r$  could be eliminated from the equations (2), but trying to preserve the geometric interpretation of these numbers we use the form (2).

Now, Mathematica® can draw every surface  $\Phi[a, p, q, r]$ .

One example is shown in the Fig. 9.




Fig. 9

In order to make forms of surfaces clearer we can present only parts of them. Generatrices of  $K_1^2(c, d)$  and a pole  $P$  can be drawn on  $\Phi[a, p, q, r]$ , too. By changing a view-point a surface could be seen in the best way. A few examples are shown in Fig. 10. Because of the loss of the four colours and thus reduced clarity of the pictures, some details (points, blackening of some lines) are added to Mathematica graphics.

The further investigation of the surfaces  $\Phi[a, p, q, r]$  (the areas of the elliptic, parabolic or hyperbolic points; the real singular points which depend on the coordinates  $p, q, r$ ; the Gaussian and geodesic curvature; a geodesic lines, etc.) which demands methods of differential geometry is beyond the concept of this paper, as it is said in the introduction.

### 3. SOME PROPERTIES OF THE SURFACES $\Phi[a, p, q, r]$

In the cylindrical coordinate system  $(O, t, u, z)$  the system of  $v$ -curves i.e., circles  $\bar{c}(u)$ , is presented by equations:

$$(t - t_S(u))^2 + (z - 0.5r)^2 = R^2(u), \quad u \in [-0.5\pi, 0.5\pi] \quad (3)$$

#### Proposition 3.1.

$\Phi[a, p, q, r]$  is symmetric with respect to the plane  $z = 0.5r$ .

**Proof.** For every center  $S$  of the  $\bar{c}(u)$ ,  $z_S = 0.5r$ .

#### Proposition 3.2.

Circles  $\bar{c}(u_1)$  and  $\bar{c}(u_2)$  meet the line  $d$  in the same

points if and only if  $u_1 + u_2 = \arctan \frac{q}{p}$ .

**Proof.** If  $t=0$  then from (3) the intersection points of

$\bar{c}(u)$  and  $d$  are  $(0, 0, \pm \sqrt{R^2(u) - t_S^2(u)} + 0.5r)$ .

```
In[1]:=
<<Graphics'ParametricPlot'
<<Graphics'Colors'
A[RGBColor[r_, g_, b_]]:=RGBColor[r, 0, 0]
A[GrayLevel[x_]]:=GrayLevel[1-x]
T[a_, p_, q_]:=5(2a Cos[u]+p Cos[u]+q Sin[u])
R[a_, p_, q_, r_]:=5Sqrt[(2a Cos[u]-p Cos[u]-q Sin[u])^2+r^2]
X[a_, p_, q_, r_]:=Cos[u](Sin[v] R[a, p, q, r]+T[a, p, q])
Y[a_, p_, q_, r_]:=Sin[u](Sin[v] R[a, p, q, r]+T[a, p, q])
Z[a_, p_, q_, r_]:=Cos[v] R[a, p, q, r]+5r
ParametricPlot3D[{X[3, -2, 4, 1], Y[3, -2, 4, 1], Z[3, -2, 4, 1]},
{u, -Pi/2, Pi/2, Pi/40}, {v, 0, 2Pi, Pi/12}, ViewPoint->{1, 4.5, -3},
Boxed->False, Ticks->None, Axes->False,
ColorOutput->A, Background->GrayLevel[. 2]]
```




Fig. 10.1  
 $\Phi [3,-1,2,-4]$ , viewpoint  $(-1,4,1.5)$




Fig. 10.2  
 $\Phi [3,-2,2,-1]$ , viewpoint  $(-1,4,1.5)$




Fig. 10.3  
 $\Phi [3,-1,3,0]$ , viewpoint  $(2,6,5)$




Fig. 10.4  
 $\Phi [3,2,2,-10]$ , viewpoint  $(-3,0.25,5)$




Fig. 10.5  
 $\Phi [3,4,2,-4]$ , viewpoint  $(-3,1,4)$




Fig. 10.6  
 $\Phi [3,4,2,0]$ , viewpoint  $(6,1,4)$



Fig. 10.7  
 $\Phi [3,-1,0,0]$ , viewpoint  $(-2,3,4)$

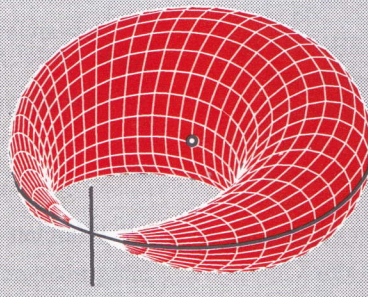


Fig. 10.8  
 $\Phi [3,3,0,0]$ , viewpoint  $(-5,-3,4)$

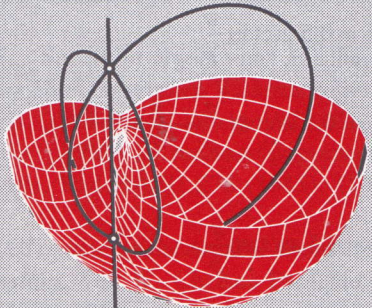


Fig. 11.  
 $\Phi [3,-2,2,0.5]$ ,  $u_I = \pi/8$ ,  $u_{II} = -3\pi/8$




Fig. 12.1  
 $\Phi [3,-2,2,4]$ ,  $u_I = -\pi/8$ ,  $u_{II} = 3\pi/8$

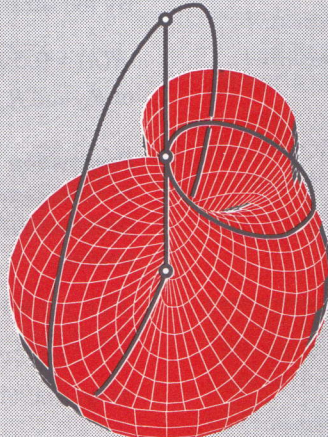


Fig. 12.2  
 $\Phi [3,-2,2, 2\sqrt{6(\sqrt{2}-1)}]$ ,  $u_I = -\pi/8$ ,  $u_{II} = 3\pi/8$

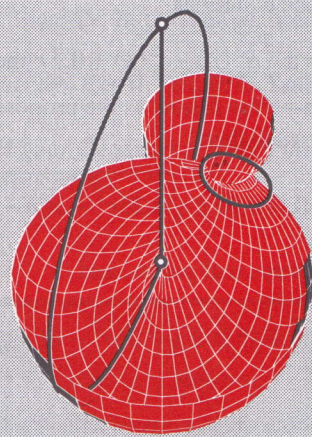


Fig. 12.3  
 $\Phi [3,-2,2,1]$ ,  $u_I = -\pi/8$ ,  $u_{II} = 3\pi/8$

If  $\Phi[a,p,q,r]$  doesn't break up\*\* (i.e.,  $p \neq 0 \vee q \neq 0$ ) and  $\delta(u_1) \neq \delta(u_2)$  (i.e.,  $u_1 \neq u_2 + k\pi, k \in \mathbb{Z}$ ) then

$$\begin{aligned} {}_1z_2(u_1) &= {}_1z_2(u_2) \Leftrightarrow \\ p(\cos 2u_1 - \cos 2u_2) &= q(\sin 2u_2 - \sin 2u_1) \Leftrightarrow \\ p \sin(u_1 + u_2) \sin(u_1 - u_2) &= q \cos(u_1 + u_2) \sin(u_1 - u_2) \Leftrightarrow \end{aligned}$$

$$u_1 + u_2 = \arctan \frac{q}{p}.$$

In Fig.11 is one example.

**Proposition 3.3.**

If the special case ( $p > 0, q = r = 0$ ) is excluded the pinch-points of  $\Phi[a,r,q,r]$  are

$$\left( 0, 0, 0.5r \pm \sqrt{0.25r^2 - a(p \pm \sqrt{p^2 + q^2})} \right)$$

If  $4a(p + \sqrt{p^2 + q^2}) \leq r^2$ , then  $\Phi[a,p,q,r]$  has four, three or two real pinch-points.

**Proof.** At any point  $T$  on the double line  $d$  two tangent planes of  $\Phi[a,p,q,r]$  are determined by  $d$  and two tangents of any curve on  $\Phi[a,p,q,r]$  which passes through  $T$ . Therefore at  $T \in d$  the two tangent planes are the planes of two circles  $\bar{c}(u)$  which pass through  $T$ . From the proposition 3.2. it is clear that the two tangent planes coincide for the angles  $u_i$  and  $u_{ii}$  if

(i)  $u_i = 0.5 \arctan \frac{q}{p},$

$$u_{ii} = 0.5 \arctan \frac{q}{p} - \frac{\pi}{2} \text{ if } \frac{q}{p} \geq 0,$$

or

(ii)  $u_i = 0.5 \arctan \frac{q}{p},$

$$u_{ii} = 0.5 \arctan \frac{q}{p} + \frac{\pi}{2} \text{ if } \frac{q}{p} < 0$$

Since the planes  $\delta(u_i)$  and  $\delta(u_{ii})$  are the tangent planes at the pinch-points, by the substitution of  $u_i$  and  $u_{ii}$  into the equations

$${}_1z_2 = \pm \sqrt{R^2(u) - r_s^2(u)} + 0.5r \text{ the coordinates of}$$

pinch-points follow as the proposition says.

Since  $a > 0$  then

$${}_1P_2 \left( 0, 0, 0.5r \pm \sqrt{0.25r^2 - a(p - \sqrt{p^2 + q^2})} \right)$$

are always real points, and

$${}_3P_4 \left( 0, 0, 0.5r \pm \sqrt{0.25r^2 - a(p + \sqrt{p^2 + q^2})} \right)$$

\*\* The cases when these pedal surfaces break up will be elaborated later in the paper.

are real and distinct, real and consecutive or imaginary

$$\text{if } 4a(p + \sqrt{p^2 + q^2}) \leq r^2.$$

In Fig.12 are three examples.

In the special case ( $p > 0, q = r = 0$ ) the points  $P_1$  and  $P_2$  coincide with the point  $O$ , and  $O$  is not a cusp but a contact point of two branches of the any plane section through it (Fig.10.8).

**Proposition 3.4.**

Circles of the system (3) with extreme radii  $R_m = 0.5r$

and  $R_M = 0.5\sqrt{(2a-p)^2 + q^2 + r^2}$  lie in the planes determined by angles

$$u_m = \arctan \frac{2a-p}{q} \text{ and } u_M = \arctan \frac{q}{p-2a}.$$

**Proof.** Considering our geometrical interpretation of the function  $R$  it is clear that  $R(u_1) \leq R(u_2) \Leftrightarrow R^2(u_1) \leq R^2(u_2)$ .

Since

$$(R^2(u))' = 0 \Leftrightarrow \begin{cases} (2a-p) \sin u + q \cos u = 0 \\ (2a-p) \cos u - q \sin u = 0 \end{cases} \Leftrightarrow$$

$$\Leftrightarrow \begin{cases} u = \arctan \frac{q}{p-2a} \\ u = \arctan \frac{2a-p}{q} \end{cases}$$

and

$$(R^2)''(\arctan \frac{q}{p-2a}) = -2((2a-p)^2 + q^2) < 0,$$

$$(R^2)''(\arctan \frac{2a-p}{q}) = 2((2a-p)^2 + q^2) > 0$$

then  $u_M$  is the maximum and  $u_m$  is the minimum of the function  $R^2$ .

By the substitution of  $u_M$  and  $u_m$  into the equation

$$R(u) = 0.5\sqrt{((2a-p) \cos u - q \sin u)^2 + r^2} \text{ the values of } R_M \text{ and } R_m \text{ follow as the proposition says.}$$

**Proposition 3.5.**

In homogeneous Cartesian point coordinates  $(x:y:z:w)$  the general equation of  $\Phi[a,p,q,r]$  can be written

$$\begin{aligned} F(x,y,z,w) &= (x^2 + y^2 + z^2)(x^2 + y^2) - \\ &\quad - ((2a+p)x + qy + rz)(x^2 + y^2)w + \\ &\quad + 2ax(px + qy)w^2 = 0 \end{aligned} \quad (4)$$

**Proof.**

- (i) If  $x^2 + y^2 \neq 0$ , and  $w=1$  the equation (4) and the equation

$$x^2 + y^2 + z^2 - (2a + p)x - qy - rz + \frac{2ax(px + qy)}{x^2 + y^2} = 0 \quad (5)$$

are equivalent.

Replacing  $x$  by  $t \cos u$  and  $y$  by  $t \sin u$  the preceding equation takes the form

$$t^2 + z^2 - ((2a + p) \cos u + q \sin u)t - rz + 2a \cos u (p \cos u + q \sin u) = 0 \quad (6)$$

which is the expanded form of the equation (3).

- (ii) The other points which satisfy the equations  $x^2 + y^2 = 0$  and  $F(x, y, z, w) = 0$  are the points of the line  $z$ , i.e.  $(0:0:z:w)$ , and the absolute points  $(1:\pm i:0:0)$  of the plane  $xy$ . Since it is easy to show that the partial derivatives  $F_x, F_y, F_z, F_w$  vanish in the every point  $(0:0:z:w)$  and  $(1:\pm i:0:0)$ , the points of the line  $z$ , and the absolute points of the plane  $xy$  are singular points of the surface  $F(x, y, z, w) = 0$  (Woods[10,p.206]).

**Proposition 3.6.**

The plane at infinity cuts the surface  $\Phi[a, p, q, r]$  in the absolute conic and the pair of isotropic lines through the point at infinity of the line  $d$ .

**Proof.** For  $w=0$  the equation (4) takes the form

$$(x^2 + y^2 + z^2)(x^2 + y^2) = 0, \text{ and}$$

$$x^2 + y^2 + z^2 = 0, w = 0$$

are the equations of the absolute conic, and

$$x^2 + y^2 = 0, w = 0$$

are the equations of the isotropic lines through the point  $(0:0:1:0)$ .

**Proposition 3.7.**

If  $P \in d$  the pedal surface  $\Phi[a, p, q, r]$  breaks up into one sphere and the isotropic planes through  $d$ .

**Proof.** For  $P \in d$ , i.e.,  $p = 0 \wedge q = 0$ , and  $w = 1$  the equation (4) takes the form

$$(x^2 + y^2)((x - a)^2 + y^2 + (z - 0.5r)^2 - a^2 - 0.25r^2) = 0. \quad (7)$$

Since  $x^2 + y^2 = 0$  is the equation of the isotropic planes through  $d$ , and

$$(x - a)^2 + y^2 + (z - 0.5r)^2 - a^2 - 0.25r^2 = 0$$

is the equation of the sphere with the center  $(a, 0, 0.5r)$

and the radius  $\sqrt{a^2 + 0.25r^2}$ ,  $\Phi[a, p, q, r]$  breaks up as the proposition says.

**Proposition 3.8.**

If  $P \in c$  the pedal surface  $\Phi[a, p, q, r]$  doesn't degenerate in general case. But, for  $P(2a, 0, 0)$  it degenerates into the generatrices of  $K_1^2(c, d)$ .

**Proof.** For  $P \in c$ , i.e.,  $q = \pm \sqrt{p(2a - p)}$ ,  $r = 0$ , equation (4) takes the form

$$(x^2 + y^2 + z^2)(x^2 + y^2) - ((2a + p)x \pm \sqrt{p(2a - p)}y)(x^2 + y^2)w + 2ax(px \pm \sqrt{p(2a - p)}y)w^2 = 0 \quad (8)$$

which in general presents a proper surface. But, for  $p = 2a$ ,  $q = 0$  and  $w = 1$  the equation (4) takes the form

$$(x^2 + y^2 - 2ax)^2 + z^2(x^2 + y^2) = 0. \quad (9)$$

All real points which satisfy this equation are points on

the conic  $c \equiv x^2 + y^2 - 2ax = 0, z = 0$

and the line  $d \equiv x = 0, y = 0$ .

#### REFERENCES

- [1] GORJANC, S.: Quartic Inversion in Space and some of its Product, Rad HAZU [470] 12 (1995), 187-197.
- [2] KRANJČEVIĆ, E.: Die Fusspunktflächen der linearen Kongruenzen, Glasnik matematički 3 (23) (1968), 269-274.
- [3] KUMMER, E. E.: J. reine angew. Math. 64 (1865) p. 66
- [4] MEYER, W. Fr.: Spezielle algebraische Flächen, Encyklopädie der Mathematischen Wissenschaften, Band III, 2 Teil, B. G. Taubner, Leipzig, 1921-1934.
- [5] NIČE, V.: Krivulje i plohe 3. i 4. reda nastale pomoću kvadratne inverzije, Rad HAZU 278 (1945), 153-194.
- [6] SALMON, G.: A Treatise on the Analytic Geometry of Three Dimensions, vol. II., Chelsea Publishing Company, New York, 1965.
- [7] SEMPLE, J. G. and KNEEBONE, G. T.: Algebraic Projective Geometry, Oxford-Clarendon Press, London, 1952.
- [8] STURM, R.: Die Lehre von den geometrischen Verwandtschaften, Band IV, B. G. Taubner, Leipzig und Berlin, 1909.
- [9] STURM, R.: Liniengeometrie, II. Teil, B. G. Taubner, Leipzig, 1893.
- [10] WOODS, F. S.: Higher Geometry, Dover Publications, INC., New York, 1961.

**Mr. sc. Sonja Gorjanc**

Građevinski fakultet Sveučilišta u Zagrebu,

10000 Zagreb, Kačićeva 26

tel: 216-524, fax: 220-024

e-mail: sgorjanc@master.grad.hr