

## Complexes of Heavy Lanthanides and Yttrium with 3,4,5-Trimethoxybenzoic Acid

*Wiesława Ferenc and Beata Bocian*

*Department of Inorganic and General Chemistry, Faculty of Chemistry  
Maria Curie-Skłodowska University, PL 20-031, Lublin, Poland*

Received July 7, 1995; revised September 26, 1995; accepted September 27, 1995

3,4,5-Trimethoxybenzoates of yttrium and heavy lanthanides have been obtained as anhydrous salts with a metal to ligand ratio of 1 : 3. They have colours, typical of  $\text{Ln}^{3+}$  ions. The carboxylate group appears to be a symmetrical, bidentate, chelating ligand. 3,4,5-Trimethoxybenzoates of heavy lanthanides are crystalline compounds characterized by a low symmetry and large size of unit cells. The complexes decompose in one step, forming oxides of the respective metals. The solubilities in water at 293 K for yttrium and heavy lanthanide 3,4,5-trimethoxybenzoates are in the order of  $10^{-3}$  mol  $\text{dm}^{-3}$ . The magnetic moments for the complexes were determined over the range of 77–298 K. They obey the Curie-Weiss law. The values of  $\mu$  calculated for all compounds are close to those obtained for  $\text{Ln}^{3+}$  by Hund and Van Vleck. The results show that there is no influence of the ligand field on the 4f electrons of lanthanide ions.

### INTRODUCTION

3,4,5-Trimethoxybenzoic acid of the formula  $\text{C}_{10}\text{H}_{12}\text{O}_5$  is a white, crystalline solid, sparingly soluble in water and readily soluble in alcohol, ether and chloroform.<sup>1</sup> Its compounds are comparatively very little known. From the survey of literature it follows that complexes of 3,4,5-trimethoxybenzoic acid have been obtained; however, only with the following cations:<sup>1</sup>  $\text{K}^+$ ,  $\text{Cu}^{2+}$ ,  $\text{Ag}^+$ ,  $\text{Ca}^{2+}$  and  $\text{Ba}^{2+}$ . The review of the articles also informs us about the complexes of various isomers of monomethoxy-, dimethoxy-, and trimethoxybenzoic acids with lanthanide series, obtained as solids or investigated only in solution.<sup>3-7</sup> Makusheva<sup>3</sup> and Brzyska<sup>4-6</sup> have obtained, in the solid state, the complexes of rare earth elements with 2-methoxy-, 3-methoxy- and 4-metho-

xybenzoic acids and they have examined some of their physico-chemical properties. Moreover, there is also information on 2-methoxy- and 4-methoxybenzoates of La-Sm, Gd, Dy and Yb, which have been investigated in solution.<sup>7</sup> Also, some physico-chemical properties of the complexes of 2,3-dimethoxy-, 2,4-dimethoxy- and 2,6-dimethoxybenzoic acids with La-Sm, Gd, Dy and Yb and of these elements with 2,4,5-trimethoxy- and 2,4,6-trimethoxybenzoic acids were examined in solution.<sup>7</sup> The complexes of 3,4,5-trimethoxybenzoic acid with yttrium and heavy lanthanides (Tb-Lu), as solids have not been obtained so far. Therefore, the aim of this work was to obtain them in the solid state and to examine some of their properties, such as: thermal stability in air, solubility in water at room temperature, magnetic properties, to estimate their external crystalline form and to present their IR spectra characterization. Methoxybenzoic acids belong to a similar type of acids because they have one carboxylic group and one or more methoxy-groups.

The aim of our investigations was to obtain new complexes of rare earth elements with various methoxybenzoate ligands, to examine some of their physico-chemical properties and to compare them within the series of one isomer or within other methoxy isomers. The comparison enabled us to investigate the influence of the position of substituents in aromatic ring on the properties of the complexes. On the basis of the results of basic investigations, the complexes obtained in the solid state are generally characterized by elemental analysis, IR spectral data, thermogravimetric or magnetic studies, X-ray diffraction measurements and solubilities in water or in various organic solvents. Determination of the solubility is valuable because it gives information about the practical use of the acid for the separation of rare earth elements by extraction or ion-exchange chromatography methods. Thermal stability investigations enabled us to evaluate the presumed positions of crystallization water molecules in the outer or inner coordination sphere in the complex, to know the mechanism of complex decomposition, to determine the endo- or exo-effects connected with such processes as: dehydration, melting, crystallization, oxidation, reduction and, above all, to estimate the strength of bonding between atoms or groups of atoms and ions. In order to know if 4f electrons of heavy lanthanide ions take part in the formation of metal – ligand bonding and if that bonding is mainly electrostatic in nature, the magnetic susceptibilities were measured.

## EXPERIMENTAL

3,4,5-Trimethoxybenzoates of yttrium and heavy lanthanides were prepared by adding the equivalent quantities of 0.1 M ammonium 3,4,5-trimethoxybenzoate (pH  $\approx$  5) to a hot solution containing rare earth element nitrates, and by crystallization at 293 K. The solids formed were filtered off, washed with hot water to remove ammonium ions and dried at 303 K to constant weight.

Carbon and hydrogen contents were determined by elemental analysis with  $V_2O_5$  as oxidizing agent. Rare earth element contents were established by the oxalic method. From the obtained results (Table I), it follows that 3,4,5-trimethoxybenzoates of rare earth elements are anhydrous salts with a metal to ligand ratio of 1 : 3. They have weak colours, characteristic of  $Ln^{3+}$  ions.

In order to confirm the chemical composition of the salts, the IR spectra of the complexes, the 3,4,5-trimethoxybenzoic acid and sodium salt were run in the range of  $4000-400\text{ cm}^{-1}$  using KBr discs on an IR M-80 spectrophotometer (Table II).

TABLE I  
Analytical data

| Complex          | % H    |       | % C    |       | % M    |       |
|------------------|--------|-------|--------|-------|--------|-------|
|                  | Calcd. | Found | Calcd. | Found | Calcd. | Found |
| YL <sub>3</sub>  | 4.57   | 4.63  | 49.93  | 50.01 | 13.33  | 12.40 |
| TbL <sub>3</sub> | 4.16   | 4.22  | 45.45  | 45.59 | 20.06  | 20.16 |
| DyL <sub>3</sub> | 4.14   | 4.24  | 45.25  | 45.30 | 20.42  | 20.56 |
| HoL <sub>3</sub> | 4.14   | 4.28  | 45.16  | 45.03 | 20.69  | 20.72 |
| ErL <sub>3</sub> | 4.12   | 4.15  | 44.98  | 44.91 | 20.90  | 20.84 |
| TmL <sub>3</sub> | 4.11   | 4.24  | 44.86  | 44.54 | 21.10  | 21.20 |
| YbL <sub>3</sub> | 4.09   | 4.06  | 44.66  | 44.44 | 21.46  | 21.58 |
| LuL <sub>3</sub> | 4.08   | 4.14  | 44.55  | 44.60 | 21.65  | 21.62 |

L =  $C_{10}H_{11}O_5$

TABLE II

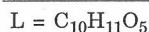
Frequencies of the absorption bands of  $COO^-$  for 3,4,5-trimethoxybenzoates of Y, heavy lanthanides and sodium, and those of CO for 3,4,5-trimethoxybenzoic acid ( $\nu/cm^{-1}$ )

In order to study the crystal structure of 3,4,5-trimethoxybenzoates and structures of the corresponding oxides, obtained upon thermal decomposition of the complexes and ignition of the oxalates, X-ray powder patterns were taken on a DRON-2 diffractometer using Ni-filtered Cu-K $\alpha$  radiation within the range  $2\theta = 5-80^\circ$ . Thermogravimetric measurements were performed on a Q-1500D derivatograph ( $10^\circ \text{min}^{-1}$ ). Test samples were heated at the sensitivity of TG-100 mg, DTG-500  $\mu\text{V}$ , DTA-500  $\mu\text{V}$  (Table III). The solubility of 3,4,5-trimethoxybenzoates of yttrium and heavy lanthanides in water at 298 K was determined by measuring the concentration of  $\text{Ln}^{3+}$  ions in a saturated solution by the oxalic method (Table III).

TABLE III

Decomposition temperature of 3,4,5-trimethoxybenzoates of Y and heavy lanthanides, their solubilities in water at 293 K, solubility products ( $I$ ) and densities as solids.

| Complex        | Temp. range of decomposition / K | Loss of mass / % |       | Temp. of oxide formation / K | Solubility $\text{mol dm}^{-3}$ | $pI = -\log I$ | Density $\text{g cm}^{-1}$ |
|----------------|----------------------------------|------------------|-------|------------------------------|---------------------------------|----------------|----------------------------|
|                |                                  | Calcd.           | Found |                              |                                 |                |                            |
| $\text{YL}_3$  | 554-1013                         | 85.02            | 85.71 | 1013                         | $0.78 \cdot 10^{-3}$            | 11.00          | 1.54                       |
| $\text{TbL}_3$ | 573-843                          | 77.80            | 78.78 | 843                          | $0.58 \cdot 10^{-3}$            | 11.49          | 2.65                       |
| $\text{DyL}_3$ | 563-913                          | 79.59            | 80.22 | 913                          | $0.55 \cdot 10^{-3}$            | 11.61          | 2.58                       |
| $\text{HoL}_3$ | 558-938                          | 80.61            | 81.00 | 938                          | $0.48 \cdot 10^{-3}$            | 11.86          | 2.42                       |
| $\text{ErL}_3$ | 573-903                          | 77.24            | 77.77 | 903                          | $0.51 \cdot 10^{-3}$            | 11.73          | 2.28                       |
| $\text{TmL}_3$ | 553-933                          | 79.22            | 79.59 | 933                          | $0.47 \cdot 10^{-3}$            | 11.89          | 2.01                       |
| $\text{YbL}_3$ | 563-843                          | 77.42            | 77.00 | 843                          | $0.58 \cdot 10^{-3}$            | 11.51          | 1.85                       |
| $\text{LuL}_3$ | 563-853                          | 79.34            | 79.59 | 853                          | $0.62 \cdot 10^{-3}$            | 11.39          | 1.45                       |



Magnetic susceptibilities of polycrystalline samples of 3,4,5-trimethoxybenzoates of rare earth elements were measured by the Gouy method using a sensitive Gahn RM-2 balance. Measurements were made at a magnetic field strength of 9.9 kOe. The calibrant employed was  $\text{CoHg}(\text{SCN})_4$ , for which the magnetic susceptibility of  $16.44 \times 10^{-6} (\text{cm}^3 \text{g}^{-1})$  was taken.<sup>8</sup> Correction for diamagnetism of the constituent atoms was calculated by the use of Pascal's constants.<sup>9</sup> The magnetism of the samples was found to be field independent. The temperature-independent paramagnetism of rare earth ions was assumed to be zero. Magnetic moments were calculated from the equations:

$$\mu = 2.83 (\chi_M \times T)^{1/2}$$

$$\mu = 2.83 [\chi_M (T - \Theta)]^{1/2}$$

The results are given in Table IV.

TABLE IV  
Detailed magnetic data for the heavy lanthanide 3,4,5-trimethoxybenzoates

| T/K | TbL <sub>3</sub> <sup>a</sup><br>Θ <sup>b</sup> = -7 K |      | DyL <sub>3</sub><br>Θ = -4 K |                                 | HoL <sub>3</sub><br>Θ = -8 K |                                 | ErL <sub>3</sub><br>Θ = -3 K |                                 | TmL <sub>3</sub><br>Θ = -6 K |                                 | YbL <sub>3</sub><br>Θ = -42 K |                                 |       |      |
|-----|--|------|------------------------------|---------------------------------|------------------------------|---------------------------------|------------------------------|---------------------------------|------------------------------|---------------------------------|-------------------------------|---------------------------------|-------|------|
|     | χ <sub>M</sub> ·10 <sup>6</sup>                        | μ/BM | T/K                          | χ <sub>M</sub> ·10 <sup>6</sup> | T/K                          | χ <sub>M</sub> ·10 <sup>6</sup> | T/K                          | χ <sub>M</sub> ·10 <sup>6</sup> | T/K                          | χ <sub>M</sub> ·10 <sup>6</sup> | T/K                           | χ <sub>M</sub> ·10 <sup>6</sup> |       |      |
| 77  | 144336   | 9.85 | 77                           | 162207                          | 10.25                        | 77                              | 156737                       | 10.32                           | 77                           | 141276                          | 9.51                          | 77                              | 25274 | 4.90 |
| 122 | 95237  | 9.91 | 132                          | 101407                          | 10.50                        | 122                             | 99353                        | 10.17                           | 128                          | 84570                           | 9.41                          | 128                             | 50248 | 4.79 |
| 130 | 85734  | 9.69 | 136                          | 97407                           | 10.45                        | 135                             | 96644                        | 10.52                           | 135                          | 77779                           | 9.27                          | 137                             | 44096 | 4.76 |
| 142 | 80190  | 9.78 | 144                          | 91107                           | 10.39                        | 147                             | 89471                        | 10.53                           | 145                          | 71151                           | 9.18                          | 151                             | 41946 | 4.86 |
| 150 | 76231  | 9.79 | 156                          | 85407                           | 10.46                        | 157                             | 85007                        | 10.59                           | 158                          | 65996                           | 9.22                          | 158                             | 40650 | 4.73 |
| 168 | 69895  | 9.89 | 172                          | 77807                           | 10.47                        | 169                             | 76320                        | 10.40                           | 166                          | 61741                           | 9.14                          | 168                             | 37943 | 4.73 |
| 176 | 65144  | 9.77 | 176                          | 74407                           | 10.37                        | 182                             | 70343                        | 10.34                           | 182                          | 56340                           | 9.13                          | 176                             | 35482 | 4.71 |
| 183 | 63560  | 9.83 | 190                          | 69007                           | 10.35                        | 189                             | 66358                        | 10.23                           | 191                          | 53231                           | 9.09                          | 201                             | 31380 | 4.79 |
| 192 | 60392  | 9.81 | 198                          | 66407                           | 10.36                        | 196                             | 64764                        | 10.28                           | 205                          | 50040                           | 9.13                          | 215                             | 28099 | 4.85 |
| 218 | 50889  | 9.57 | 206                          | 63207                           | 10.31                        | 206                             | 59185                        | 10.07                           | 210                          | 49139                           | 9.15                          | 223                             | 28919 | 4.74 |
| 230 | 49306  | 9.67 | 218                          | 60207                           | 10.34                        | 222                             | 57592                        | 10.29                           | 220                          | 46194                           | 9.08                          | 230                             | 27279 | 4.76 |
| 234 | 48514  | 9.67 | 225                          | 59407                           | 10.43                        | 234                             | 51215                        | 9.96                            | 233                          | 43903                           | 9.10                          | 242                             | 26458 | 4.75 |
| 242 | 46138  | 9.59 | 234                          | 56407                           | 10.36                        | 248                             | 52809                        | 10.40                           | 240                          | 41939                           | 9.03                          | 250                             | 24818 | 4.75 |
| 253 | 43762  | 9.54 | 244                          | 54907                           | 10.44                        | 265                             | 54403                        | 10.90                           | 251                          | 41530                           | 9.19                          | 263                             | 23991 | 4.75 |
| 264 | 41386  | 9.47 | 256                          | 51007                           | 10.30                        | 278                             | 47230                        | 10.40                           | 262                          | 38502                           | 9.01                          | 271                             | 23177 | 4.77 |
| 275 | 40594  | 9.57 | 265                          | 49407                           | 10.31                        | 298                             | 40057                        | 9.90                            | 270                          | 36947                           | 9.02                          | 275                             | 22111 | 4.76 |
| 286 | 39803  | 9.66 | 276                          | 48207                           | 10.39                        |                                 |                              |                                 | 280                          | 34738                           | 8.87                          | 298                             | 21372 | 4.83 |
| 294 | 38219  | 9.59 | 290                          | 45607                           | 10.36                        |                                 |                              |                                 | 298                          | 33838                           | 9.03                          |                                 |       | 4.83 |

(<sup>a</sup>) L = C<sub>10</sub>H<sub>11</sub>O<sub>5</sub> (<sup>b</sup>) Θ = Weiss constant

## RESULTS AND DISCUSSION

3,4,5-Trimethoxybenzoates of yttrium and heavy lanthanides were obtained as crystalline products having the weak colours typical of  $\text{Ln}^{3+}$  ions, a metal to ligand ratio of 1 : 3, and the general formula:  $\text{Ln}(\text{C}_{10}\text{H}_{11}\text{O}_5)_3$  for  $\text{Ln} = \text{Y, Tb-Lu}$ . The colours of the complexes are those typical of the appropriate trivalent ions. The molecules of 3,4,5-trimethoxybenzoates have probably a planar structure and the  $\text{OCH}_3$  group electrons are conjugated with the  $\Pi$  electrons. In these molecules, the f-f electronic transitions of the central ions are those of the lowest energy while absorption occurs at relatively high wave-lengths depending on the nature of the metal ion. The compounds were characterized by elemental analyses (Table I) and IR spectra. Yttrium and all heavy lanthanide trimethoxybenzoates show similar solid-state IR spectra. However, the characteristic frequencies related to the carbonyl group are altered markedly in going from acid to salts. The band of the  $\text{COOH}$  group at  $1700\text{ cm}^{-1}$ , present in the acid spectrum, completely disappears in the spectra of the complexes and two bands arising from asymmetric and symmetric vibrations of  $\text{COO}^-$  group occur at  $1540\text{--}1528\text{ cm}^{-1}$  and  $1430\text{--}1420\text{ cm}^{-1}$ , respectively. The scissoring vibration bands of  $\text{CH}_3$  groups are observed in the range of  $1475\text{--}1455\text{ cm}^{-1}$ . The bands characteristic of  $-\text{O}-\text{CH}_3$  occur at  $1330\text{--}1315\text{ cm}^{-1}$ ,  $1250\text{--}1240\text{ cm}^{-1}$ , while those also for  $\text{CH}_3$  appear at  $2960\text{--}2945\text{ cm}^{-1}$ ,  $2855\text{--}2845\text{ cm}^{-1}$ . There are numerous bands of the aromatic ring vibrations at  $1195\text{--}1190\text{ cm}^{-1}$ ,  $1145\text{--}1130\text{ cm}^{-1}$ ,  $1015\text{--}1005\text{ cm}^{-1}$  and  $965\text{--}955\text{ cm}^{-1}$  and those of  $\text{CH}$  bond at  $3015\text{--}3000\text{ cm}^{-1}$ ,  $885\text{--}875\text{ cm}^{-1}$ ,  $800\text{ cm}^{-1}$ ,  $780\text{--}760\text{ cm}^{-1}$ ,  $745\text{ cm}^{-1}$  and  $695\text{--}680\text{ cm}^{-1}$ . These bands are shifted insignificantly ( $10\text{--}5\text{ cm}^{-1}$ ) by comparison with the respective bands of 3,4,5-trimethoxybenzoic acid, which indicates that the  $\text{Ln}(\text{III})$  ions have a weak influence on the benzene ring. Bands due to the metal-oxygen bond appear at  $482\text{--}476\text{ cm}^{-1}$ . Their regular shifts are not observed in the spectra. Accordingly, it is possible to suggest that 3,4,5-trimethoxybenzoic acid forms complexes with yttrium and heavy lanthanides that have similar stabilities. Their comparison seems possible because they are complexes of the same type. Vibrations of  $\text{M-O}$  are not pure because of the conjugation of  $\text{C-O}$ ,  $\text{M-O}$ , and  $\text{C-C}$  group vibrations.<sup>10</sup> Table II presents the maxima of the frequencies of absorption bands of asymmetric and symmetric vibrations of  $\text{COO}^-$  for 3,4,5-trimethoxybenzoates of yttrium and heavy lanthanides and sodium. The magnitudes of separation  $\Delta\nu$  between frequencies  $\nu_{\text{as}}(\text{OCO})$  and  $\nu_{\text{s}}(\text{OCO})$  in the complexes are lower ( $\Delta\nu = 120\text{--}108\text{ cm}^{-1}$ ) than in the sodium salt ( $\Delta\nu = 170\text{ cm}^{-1}$ ), which indicates a smaller degree of ionic bond in the complexes. Having an ionic potential greater than that of a sodium ion, trivalent ions deform the ligand more strongly. In this case, it is not possible to define the degree of the covalent bond because of the changes of the  $\text{OCO}$  bond angle with the changes of ionic radii in the lanthanide ions.<sup>10</sup> For 3,4,5-trimethoxybenzoates, the shifts of frequencies  $\nu_{\text{as}}(\text{OCO})$  and  $\nu_{\text{s}}(\text{OCO})$  are

lower and higher, respectively, than those for sodium 3,4,5-trimethoxybenzoate. Accordingly, the carboxylate ion appears to be a symmetrical, bidentate, chelating ligand.<sup>11-14</sup> In order to estimate the external crystalline form of 3,4,5-trimethoxybenzoates of heavy lanthanides and yttrium, the X-ray powder diffraction measurements were done. The diffractogram analysis shows them to be polycrystalline compounds with various degrees of crystallinity and of low symmetry (Figure 1). The appearance of the first interference reflections corresponding to the relatively small angles indicates a large size of unit cells. Based on the results obtained, it is possible to claim that the complexes have different structures but their complete and detailed crystalline structures have not been determined because no single crystals have been obtained.

Structures of all heavy lanthanide and yttrium oxides obtained from ignition of the oxalates and 3,4,5-trimethoxybenzoates remain the same irrespective of the way of their formation. The oxide structures were identified roentgenographically.<sup>15,16</sup>

The thermal stability of 3,4,5-trimethoxybenzoates of yttrium and heavy lanthanides was studied (Table III). All complexes are stable in air and storage does not change their mass. Having various stabilities, the anhydrous complexes are decomposed at temperatures of 553–1013 K. The most thermally stable complexes are 3,4,5-trimethoxybenzoates of terbium and erbium, which start to decompose at 573 K while the least thermally stable one is thulium 3,4,5-trimethoxybenzoate whose initial temperature of decomposition is 553 K. Yttrium and heavy lanthanide 3,4,5-trimethoxybenzoates are decomposed directly to oxides of the respective metals as final products of their decomposition. The oxides are formed at 843–1013 K. The temperature of oxide formation is the highest for  $Y_2O_3$  (1013 K) and the lowest for  $Yb_2O_3$  and  $Tb_4O_7$  (843 K). The derivatogram obtained for dysprosium 3,4,5-trimethoxybenzoate is presented in Figure 2. It shows that the weight loss of complex starts around 563 K. Next, a sudden decrease in weight occurs in the temperature range 563–913 K and the TG curve does not proceed horizontally. The weight loss is about 80%. This decrease in weight is ascribed to oxidation of the organic ligand and formation of the metal oxide:  $Dy_2O_3$ . The oxidation process is related to the strong exoeffect observed in the DTA curve. After this, the TG curve is again a horizontal line above 913 K which corresponds to  $Dy_2O_3$  formation.

The density of the complexes as solids was determined (Table III). It decreases regularly with decreasing the ionic radius of the element and presumably with the changes in the size of the unit cell and its packing.<sup>15</sup>

Solubilities of 3,4,5-trimethoxybenzoates of yttrium and heavy lanthanides in water were measured at 293 K and their solubility products were determined (Table III). They are in the orders:  $10^{-3}$  mol dm<sup>-3</sup> and  $10^{-12}$  mol<sup>4</sup> dm<sup>-12</sup>, respectively. The 3,4,5-trimethoxybenzoate of yttrium is the most sol-

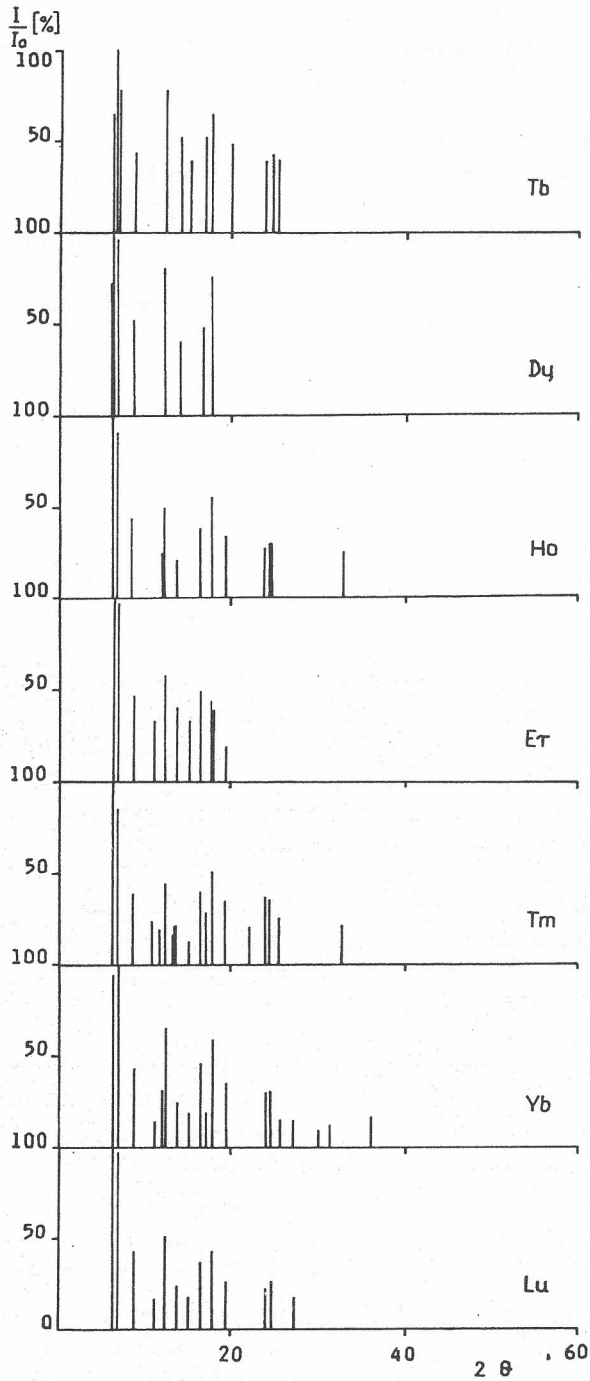


Figure 1. Radiograms of 3,4,5-trimethoxybenzoates of the heavy lanthanides.



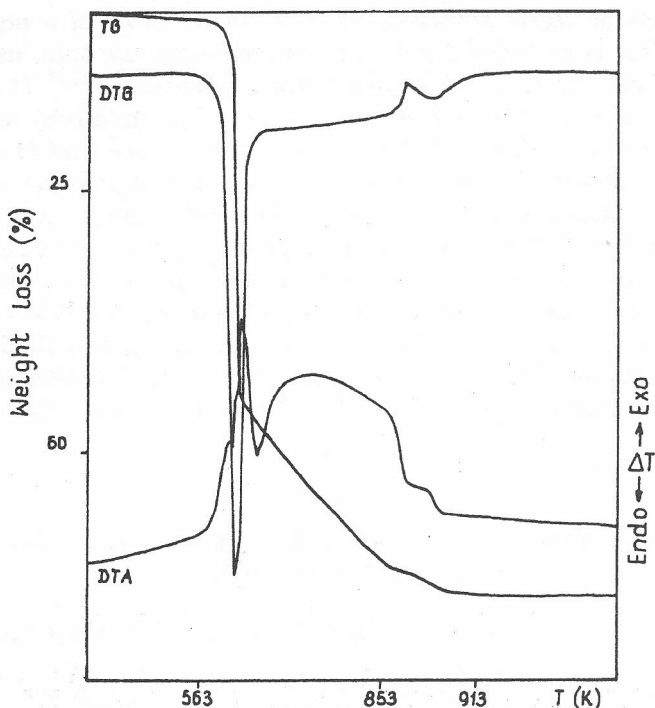


Figure 2. TG, DTG and DTA curves of dysprosium 3,4,5-trimethoxybenzoate.

uble salt while that of thulium is the least soluble one. The order of solubilities of 3,4,5-trimethoxybenzoates of yttrium and heavy lanthanides is in good agreement with those determined for rare earth element benzoates,<sup>17</sup> 3-methoxy- and 4-methoxybenzoates,<sup>4-6</sup> which are also of the orders of  $10^{-3}$  mol dm<sup>-3</sup>. This is probably connected with the similar ability of benzoates, 3- and 4-methoxybenzoates and 3,4,5-trimethoxybenzoates for dissociation in water which results from the similar electron density in aromatic ring in the complexes, which yields a similar stability of M-O bond in water. The solubility values for the complexes of various isomers of methoxybenzoic acids with heavy lanthanides have the same order irrespective of the position and number of methoxy groups in benzene ring, resulting from a similar electron density in aromatic ring. Moreover, the values suggest that the appropriate methoxybenzoic acids cannot be used as eluent for the separation of heavy lanthanides by the ion-exchange method because their complexes with these elements are not easily soluble.

In order to know if 4f electrons of the heavy lanthanide ions take part in the formation of metal-ligand bonding and if that bond is mainly electrostatic in nature, the magnetic susceptibilities were measured over a temperature range of 77–298 K.

The values of Weiss constants,  $\Theta$ , were found to be of a negative sign (Table IV). This is probably due to the antiferromagnetic spin interaction or to a crystal field splitting of the paramagnetic spin state.<sup>18-21</sup> The relatively low absolute value of  $\Theta$  is observed for erbium 3,4,5-trimethoxybenzoate and the highest for ytterbium. It follows from the literature that the small values of  $\Theta$  are caused by weak interactions between atoms and ions. In the complexes of 3,4,5-trimethoxybenzoates, the paramagnetic central ions remain practically unaffected by the diamagnetic ligands coordinated around them. The f electrons causing their paramagnetism are well separated from outside influences and do not participate in the formation of M-O bond. The higher values of  $\Theta$  may suggest interaction of the crystal field of ligands with the central ion. The values of  $\mu$  determined for all complexes are close to those calculated for  $\text{Ln}^{3+}$  ions by Hund and Van Vleck (Table IV, V). In

TABLE V  
Values of the Hund and Van Vleck  $\mu_{\text{eff}}$  determined for heavy lanthanide ions ( $\mu/\text{BM}$ )

| $\text{Ln}^{3+}$ | Ground term.          | Calcd. Hund $\mu_{\text{eff}}$ | Van Vleck $\mu_{\text{eff}}$ |
|------------------|-----------------------|--------------------------------|------------------------------|
| $\text{Tb}^{3+}$ | ${}^7\text{F}_6$      | 9.70                           | 9.70                         |
| $\text{Dy}^{3+}$ | ${}^7\text{H}_{15/2}$ | 10.60                          | 10.60                        |
| $\text{Ho}^{3+}$ | ${}^5\text{I}_8$      | 10.60                          | 10.60                        |
| $\text{Er}^{3+}$ | ${}^4\text{I}_{15/2}$ | 9.60                           | 9.60                         |
| $\text{Tm}^{3+}$ | ${}^3\text{H}_6$      | 7.60                           | 7.60                         |
| $\text{Yb}^{3+}$ | ${}^2\text{F}_{7/2}$  | 4.50                           | 4.50                         |
| $\text{Lu}^{3+}$ | ${}^1\text{S}_0$      | 0.00                           | 0.00                         |

the rare earth element ions, 4f electrons are in an inner shell characterized by a radius of  $\sqrt{\langle r^2 \rangle} = 0.35 \text{ \AA}$ .<sup>22</sup> This value is very small in comparison with the radius of the  $5s^25p^6$  closed shell ( $\approx 1 \text{ \AA}$ ) and the distance between rare earth ions, which is about 10 times larger. Thus, the 4f electrons interact only weakly with the electrons of the surrounding atoms. The f electrons are almost unaffected by the chemical environment and the energy levels are the same as in the free ions due to the very effective shielding by the overlapping  $5s^25p^6$  shell. For most of the lanthanide ions, the ground state is separated by many hundreds of  $\text{cm}^{-1}$  from the next higher lying state. Thus, the magnetic properties can be taken as those of the ground state alone, making lanthanide ions in a compound act, in the same way as the free ion as far as the f electrons are concerned. The complexes of 3,4,5-trimethoxybenzoates of heavy lanthanides obey the Curie-Weiss law. A plot of the inverse of the magnetic susceptibility  $\chi_M$  determined for all compounds yields

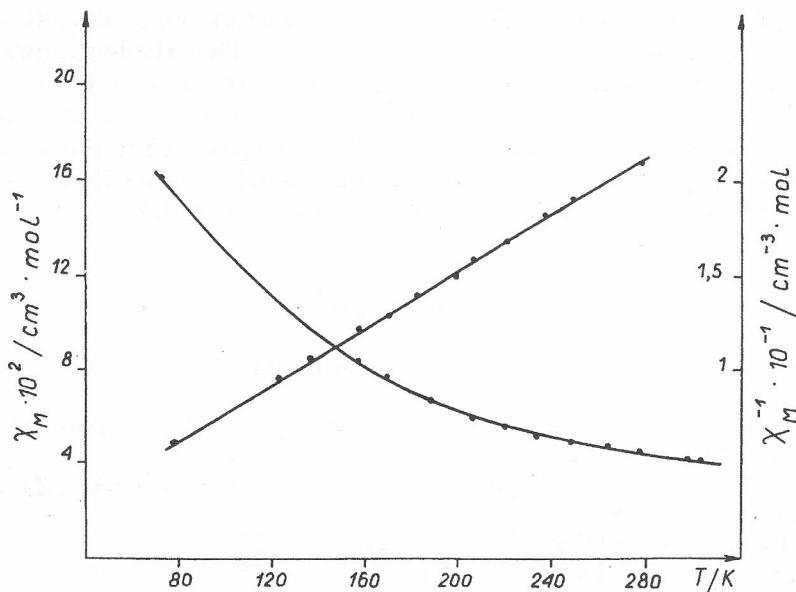


Figure 3. Relationship between  $\chi_M$  and  $\chi_M^{-1}$  and  $T$  for 3,4,5-trimethoxybenzoate of Ho.

a straight line. In Figure 3, the relationship between  $\chi_M$  and  $\chi_M^{-1}$  and  $T$  for 3,4,5-trimethoxybenzoate of Ho is presented. Lutetium 3,4,5-trimethoxybenzoate is diamagnetic in nature, as expected. From the obtained results, it is possible to conclude that, in the 3,4,5-trimethoxybenzoates of heavy lanthanides, no influence of ligands on 4f electrons in lanthanide ions occurs and the 4f electrons take no part in the formation of the M-O bond. The values of magnetic moments determined for the complexes may suggest that the 4f electron shells of lanthanide ions are practically not changed. Lanthanide ions in the complexes have similar values of paramagnetism as the free ions have. Lack of 4f electron interactions with atoms or ions around them make the colours of the complexes the same as that of free ions. The f-f electronic transitions of the central ions are those of the lowest energy and absorption occurs at relatively high wave-lengths. It is possible to suppose that the M-O bond in the heavy lanthanide 3,4,5-trimethoxybenzoates is of the same type. One cannot expect the existence of strongly covalent metal ligand interactions in heavy lanthanide complexes since the 4f orbitals of lanthanide ions are effectively shielded by the  $5s^25p^6$  octet. Hence, the metal ligand bonding in lanthanide complexes is mainly electrostatic in nature.

The analytical, magnetic, thermal and spectral data suggest that, in 3,4,5-trimethoxybenzoates of heavy lanthanides, lanthanide ions presumably exhibit a coordination number of six. The coordination numbers of  $\text{Ln}^{3+}$

ions could be determined on the basis of the complete crystalline structure of monocrystals but they have not been obtained. The trivalent lanthanide ions exhibit a wide variety of stereochemistries on the basis of their varying coordination numbers from six to twelve. This coordination variation in lanthanide complexes is well established and may be ascribed to the steric factors and electrostatic force of attraction and repulsion rather than to the direction of bonds by the deep seated 4f orbitals of metal ions.

## REFERENCES

1. *Beilsteins Handbuch der organischen Chemie*, Bd. 9, Springer-Verlag, Berlin, 1921.
2. B. Pirkes, G. N. Makusheva, and A. V. Lapitskaya, *Zh. Neorg. Khim.* **21** (1976) 1214, 1494.
3. G. N. Makusheva, A. V. Lapitskaya, S. O. Goppe, and S. B. Pirkes, *Zh. Neorg. Khim.* **24** (1979) 2828, 2986.
4. W. Brzyska and W. Ożga, *Therm. Acta* **214** (1993) 261.
5. W. Brzyska and W. Ferenc, *Zesz. Nauk. Politech. Śląsk.* **5** (1985) 113.
6. W. Brzyska and W. Błaszczak, *Ann. Univ. Mariae Curie-Skłodowska*, Sect. AA, Vol. 34, **6** (1979) 45.
7. *Gmelin Handbook of Inorganic Chemistry*, Springer Verlag, Berlin, 1984.
8. B. N. Figgs and R. S. Nyholm, *J. Chem. Soc.* (1958) 4190.
9. E. König, *Magnetic Properties of Coordination and Organometallic Transition Metal Compounds*, Berlin, 1966.
10. K. Burger, *Coordination Chemistry: Experimental Methods*, Akademiai Kiado, Budapest, 1973.
11. B. S. Manhas and A. K. Trikha, *J. Indian Chem. Soc.* **59** (1982) 315.
12. C. N. R. Rao, *Ultra-Violet and Visible Spectroscopy. Chemical Applications*, Butterworths, London, 1975.
13. K. Nakamoto, *Infrared and Raman Spectra of Inorganic and Coordination Compounds*, John Wiley and Sons, Toronto, 1968.
14. L. J. Bellamy, *The Infrared Spectra of Complex Molecules*, Chapman and Hall, London, 1975.
15. M. Von Meersche and J. Feneau-Dupont, *Introduction a'la Crystallographie et a'la chimie structurale*, OYEZ, Leuven, Bruxelles, Paris, 1976.
16. P. Pascal, *Nouveau traite de chimie minerale*, 7 Masan et c<sup>ie</sup>, Paris, 1959.
17. L. N. Bondarieva, L. N. Dvornikova, and L. A. Gucu, *Zh. Neorg. Khim.* **19** (1974) 2659.
18. C. J. O'Connor, *Progress in Inorganic Chemistry*, 29 Wiley, New York, 1982.
19. C. Benelli, A. Caneschi, D. Gatteschi, J. Laugier, and P. Rey, *Angew. Chem.* **26** (1987) 913.
20. C. Benelli, A. Caneschi, D. Gatteschi, L. Pardi, and P. Rey, *Inorg. Chem.* **28** (1989) 275.
21. C. Benelli, A. Caneschi, D. Gatteschi, L. Pardi, and P. Rey, *Inorg. Chem.* **28** (1989) 320.
22. S. P. Sinha, *Systematics and Properties of the Lanthanides*, Reidel, Dordrecht, 1983.

## SAŽETAK

**Kompleksi teških lantanoida i itrija  
s 3,4,5-trimetoksibenzojevom kiselinom***Wiesława Ferenc i Beata Bocian*

Dobiveni su 3,4,5-trimetoksibenzoati itrija i teških lantanoida kao bezvodne soli u omjeru metal : ligand = 1 : 3. Kompleksi su slabo obojeni, što je tipično za ione  $\text{Ln}^{3+}$ . Karboksilatna skupina javlja se kao simetričan, bidentatni kelatni ligand. 3,4,5-Trimetoksibenzoati teških lantanoida kristalni su spojevi, karakterizirani niskom simetrijom i velikom jediničnom ćelijom. Kompleksi se raspadaju u jednom stupnju, uz nastajanje oksida odgovarajućih metala. Topljivosti u vodi (pri 298 K) 3,4,5-trimetoksibenzoata itrija i teških lantanoida nalaze se oko  $10^{-3}$  mol  $\text{dm}^{-3}$ . Magnetski momenti,  $\mu$ , ovih kompleksa, određeni u području od 77 do 298 K, slijede Curie-Weissovo pravilo. Vrijednosti  $\mu$  izračunane za sve spojeve bliske su onima koje su Hund i Van Vleck dobili za lantanuide. Rezultati pokazuju da ligandno polje ne utječe na 4f-elektrone lantanoidnih iona.