



Open Access : : ISSN 1847-9286

<https://pub.iapchem.org/ojs/index.php/JESE>

Original scientific paper

Electrocoagulation of textile wastewater containing a mixture of organic dyes by iron electrode

Borislav N. Malinovic^{1,✉}, Miomir G. Pavlovic², Tijana Djuricic¹

¹University of Banja Luka, Faculty of Technology, Stepe Stepanovića 73, 78000 Banja Luka, Bosnia and Herzegovina

²University of Belgrade, ICTM-CEH, Njegoševa 12, Belgrade, Serbia

✉Corresponding author: borislav.malinovic@tf.unibl.org; Tel.: +387-51-434-365; Fax: +387-51-465-032

Received: January 13, 2017; June: May 5, 2017; Accepted: June 6, 2017

Abstract

This study focused on testing the efficacy of iron (Fe) electrode in an electrochemical treatment (electrocoagulation) of wastewater containing a mixture of organic dyes. The mixture consists of the following azo dyes: Acid Black 194, Acid Black 107 and Acid Yellow 116. The present organic dyes are toxic, cause skin and eye irritation and are extremely dangerous to aquatic organisms. The study was conducted on a synthetic wastewater prepared in a laboratory electrochemical reactor. During the research, the impact of the current density, various concentrations of dye and supporting electrolyte, electrolysis duration and pulsed current regime were tracked. The results are shown through color removal efficiency, chemical oxygen demand (COD) removal efficiency, current efficiency, and specific energy consumption. At the initial concentration of dye ($\gamma=200$ mg/L) and concentration of supporting electrolyte ($\gamma_{NaCl}=1$ g/L) the color removal efficiency of 80.64% was achieved for 420 seconds of treatment ($j=10$ mA/cm²). At the initial concentration of dye ($\gamma=50$ mg/L) and $\gamma_{NaCl}=8$ g/L, the color removal efficiency of 96.01% was attained for 300 seconds of treatment ($j=10$ mA/cm²).

Keywords

organic dyes, electrochemical treatment; removal efficiency

Introduction

The textile industry is one of the world's biggest polluters according to the amount of wastewater where the most problems are generated by the textile dyeing process. General characteristics of textile dyeing wastewaters are related to, a high content of organic matter, presence of heavy metals and high coloration. As the annual global production of synthetic dyes exceeded 900,000 tonnes in 2009, it is expected to be well over a million tonnes per annum at

present [1]. Since nearly two-thirds (60 – 70 %) of all synthetic dyes are azo dyes [2], azo dyes are considered as the most commonly used dyestuff in the dye industry.


During the dyeing processes in textile industry, up-to 50% of the used dyes may not be fixed to their fibre substrates and hence may be washed out to form highly coloured effluent streams [3]. According to Yu and Wen [4], many synthetic dyes belong to xenobiotic chemicals that are degraded with difficulty in nature. Difficult degradation of synthetic dyes is the main reason why their removal from aqueous effluents from the textile industry has received a considerable environment research attention [4]. Due to their complex structure and synthetic origin, azo dyes are difficult to be decolourized, what imposed an obligation for their removal from industrial effluents before being disposed into environment. Many studies have shown that azo dyes contribute to mutagenic activity of ground and surface waters polluted by textile effluents [5,6]. Also, discharge of azo dyes into surface water leads to aesthetic problems and obstructs light penetration and oxygen transfer into water bodies, affecting thus the aquatic life. Thus, the removal of color from textile effluents has grown as a topic of major concern [7].

In this paper we used a mixture that is used for dyeing polyamide fibers. The mixture contained synthetic dyes that belong to azo dyes and heavy metals cobalt and chromium (Co and Cr III-complex). An extensive literature, reporting the characteristics and applications of most important conventional technologies developed for this purpose, including physico-chemical and chemical methods, advanced oxidation processes (AOPs), adsorption, microbiological treatments, enzymatic decomposition and electrochemical technologies, has already been published [8-13]. Here, an increasingly present electrocoagulation (EC) treatment for removing color from wastewater is described. EC treatment implies formation of coagulants *in situ* by electrolytic dissolution of the anode made from either aluminum or iron. During the EC process, the anode leads to the formation of metal ions, while evolution of hydrogen gas at the cathode carries the flocculated particles to the surface of the water. The chemical reactions taking place at the anode are given as follows [14]:

For iron anode:



at alkaline conditions:



at acidic conditions:



In addition, there is oxygen evolution reaction:



The reaction at the cathode is:



The EC treatment has received great attention in recent years due to its unique features, such as versatility, energy efficiency, automation and cost effectiveness [12,15]. Alaton *et al.* [16] have proven the effectiveness of using EC as a method of removing color from wastewater of textile industry. According to their study, EC proved to be a very promising alternative treatment which is increasingly used in wastewater treatment. Simulated wastewater polluted by acidic dyes has

already been treated by EC using aluminum and steel electrodes. The results showed that the COD removal efficiency, color removal efficiency and the production of sludge were affected by the current intensity, concentration of supporting electrolyte and the initial pH-value. EC with aluminum electrodes is found able to remove almost 90 % of color and reduce COD-value to 40 %, while with steel electrodes, COD value was reduced to about 50 % [16].

The phenomenon of electrode passivation has limited further application of EC treatment. Application of *pulsed current* regime, also known as *pulsed electrocoagulation* - PE (it uses the interactions of electrochemical technology and polarity reversal in an electrical field), brought a significant impact on the electrochemical processes though higher activity and efficiency during the process [17-20]. Hence, the development of PE was explored in recent years [20].

Experimental

Electrochemical batch reactor (Fig. 1) of capacity 500 cm³ is made of polypropylene and has a possibility of constant mixing (500 rpm/min). The reactor contains two electrodes of the same dimensions (area), $P=32.8$ cm², put at a distance, $d=30$ mm. Electrodes were connected to a digital power source (Atten, APS3005SI; 30V, 5A). *Pulsed current regime* is provided by a generator of variable periodic current (Selekt-automatika, Serbia).

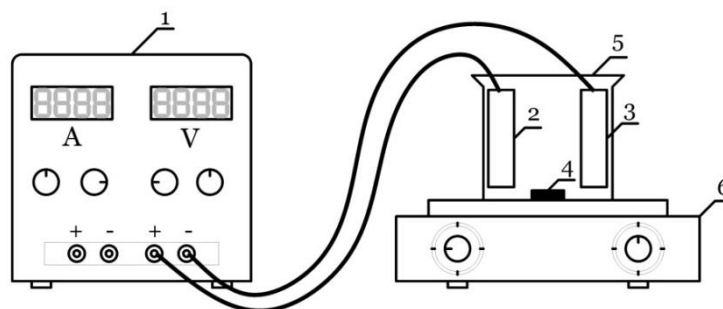


Figure 1. Schematic view of electrochemical reactor: 1 – source of electric power; 2 – anode; 3 – cathode; 4 – magnetic stir bar; 5 – electrochemical cell; 6 – magnetic stirrer

Electrode materials were metals of known compositions: iron (EN10130-91; max. 0,08 % C, max. 0.12 % Cr, max. 0.45 % Mn, max. 0.60 % Si) and stainless steel (EN 1.4301/AISI 304; max. 0.07 % C, 18.1 % Cr, 8.2 % Ni). Attention was put to the appropriate relations between electrode surface area (A_s) and volume (V) of the reactor. For used electrochemical reactor that relation, $(A_s/V) / (\text{m}^2/\text{m}^3)$, is 16.4 m²/m³, which is in compliance with recommendations given by Mameri et al. [21] for current density values of 10 to 200 A/cm². All experiments were performed at an initial temperature of sample $t=20^\circ\text{C}$. Before each treatment, current density was set at the desirable value and electrodes were mechanically cleaned and washed with detergent and acetone in order to remove surface grease. Electrode surfaces were additionally cleaned by emerging (5 min) in diluted (1:2) solution of HCl before each treatment.

In present experiments, commercially available 99.5 % sodium chloride, NaCl, 35 % hydrochloric acid, HCl, acetone, (CH₃)₂CO (Lachner, Czech) and “Ostalan Black SR” dye (Synthesia a.s., Czech) were used. “Ostalan Black SR” is a mixture of synthetic dyes that belong to the group of azo dyes. According to Safety Data Sheet (SDS) [22], “Ostalan Black SR” consists of the following azo dyes: Acid Black 194 (the mixture containing 40-50 %), Acid Black 107 (mixture contains 40-50 %) and Acid Yellow 116 (mixture contains >1 %). All mentioned dyes are potentially harmful to humans and the environment and labeled as very toxic to living organisms and harmful to aquatic organisms [22].

COD was measured by the closed spectrophotometric method on COD Reactor (Hach, USA), colorimeter (COD CheckItDirect, Lovibond, Germany) by standard cuvette (Test Tube MR, Lovibond, Germany), and the dye concentration was determined spectrophotometrically ($\lambda_{max} = 573\text{nm}$) on UV-VIS spectrophotometer (Perkin Elmer, Lambda 25) according to standard methods [23]. Measurement in the **pulsed current** regime is defined by the cathode current density (j_k), time cathode deposition (t_k), anodic current density (j_a), and time of anodic dissolution (t_a). The period of pulsed current waves, (T), is the sum of the time of cathode deposition (t_k) and time of anodic dissolution (t_a) [24].

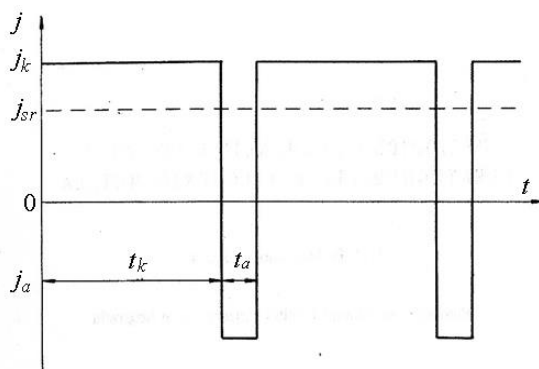


Figure 2. Schematic view of PE [24]

Results and discussion

Results of the electrochemical color removal are showed through decrease of mass concentration, γ (mg/L), and color removal efficiency, E_u /% defined as

$$E_u / \% = \frac{\gamma_i - \gamma_f}{\gamma_i} 100 \tag{9}$$

where γ_i and γ_f are initial and final dye concentrations, mg/L.

Current efficiency, η_I , has been calculated according to the following equation (10):

$$\eta_I / \% = \frac{(\text{COD}_i - \text{COD}_f) F V}{8 I t} 100 \tag{10}$$

In Eq. (10), COD_i and COD_f are initial and final chemical oxygen demand (COD) values, F is the Faraday constant, V is the volume of solution (wastewater), 8 is constant, I is the current intensity and t is electrolysis duration.

Selection of electrodes (soluble or insoluble anode) depends primarily on the mechanism of electrolytic reaction and according to the literature data and previous research it plays the most important role [25]. In the case of EC, selection of electrode material is narrowed to the iron and aluminum electrodes, respectively.

Figure 3 shows the color removal efficiency at different current densities (1; 2.5; 5; 10 mA/cm²) for the initial dye concentration, $\gamma_0 = 200$ mg/L, supporting electrolyte concentration, $\gamma_{\text{NaCl}} = 1$ g/L, and electrolysis duration, $t = 5$ min. At the current density of $j = 10$ mA/cm², $E_u = 67.75$ %.

Change of current density to efficiency of color removal could be presented by the following equation.

$$E_u = 18.832 \ln j + 25.085 \tag{11}$$

During the study, NaCl has been used as the supporting electrolyte. Figure 4 shows the effect of NaCl concentration on color removal efficiency ($\gamma_0 = 200$ mg/L). Duration of electrolysis for all concentrations of the supporting electrolyte was $t = 5$ min at $j = 10$ mA/cm². Figure 4 shows that

removal efficiency is the highest at $\gamma_{\text{NaCl}} = 8 \text{ g/L}$ ($E_u = 96.01 \%$), and the lowest at $\gamma_{\text{NaCl}} = 1 \text{ g/L}$ ($E_u = 85.3 \%$). Change of the supporting electrolyte concentration to efficiency of color removal could be presented by the equation (12).

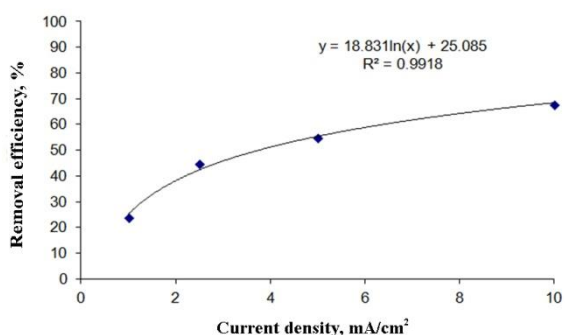


Figure 3. Effect of current density on color removal efficiency

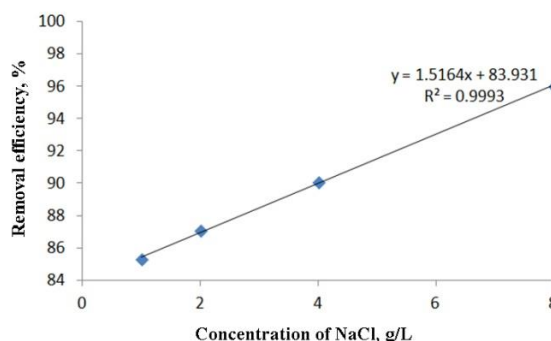


Figure 4. Effect of NaCl concentration on color removal efficiency

$$E_u = 1.5164 \gamma_{\text{NaCl}} + 83.931 \tag{12}$$

Since there is a little difference in E_u between $\gamma_{\text{NaCl}} = 1 \text{ g/L}$ and $\gamma_{\text{NaCl}} = 8 \text{ g/L}$ observed, $\gamma_{\text{NaCl}} = 1 \text{ g/L}$ will be used in the further part of research.

At the current density, $j = 1 \text{ mA/cm}^2$, electrolysis time duration, $t = 5 \text{ min}$, and the concentration of supporting electrolyte $\gamma_{\text{NaCl}} = 1 \text{ g/L}$, the removal efficiency is increased by reducing the initial concentration of dye, which is shown in Figure 5. Removal efficiency is the highest at dye concentration, $\gamma = 50 \text{ mg/L}$ ($E_u = 85.3 \%$) and the lowest at $\gamma = 400 \text{ mg/L}$ ($E_u = 45.81 \%$). Effect of the initial concentration of dye to the removal efficiency could be presented by the equation (13).

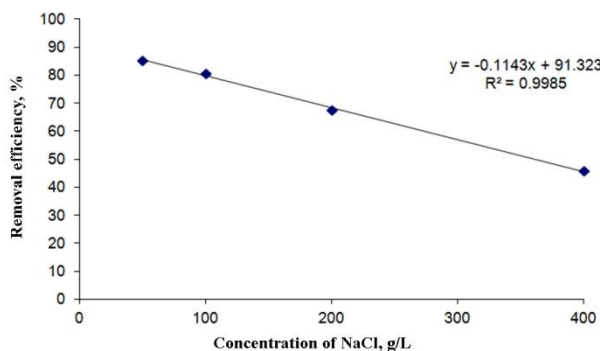


Figure 5. Efficiency of color removal for different initial concentrations of dye

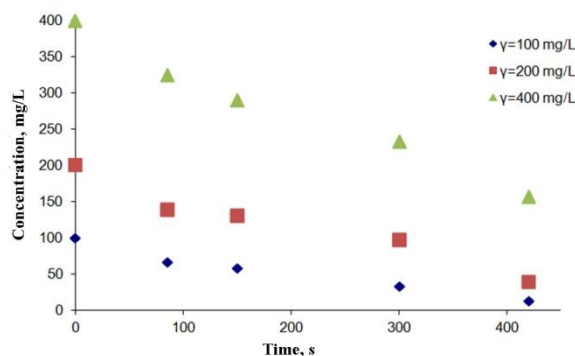


Figure 6. Effect of electrolysis duration on concentration decrease for different initial dye concentrations.

$$E_u = -0.1143 \gamma_{\text{dye}} + 91.323 \tag{13}$$

Figure 6 shows the effect of electrolysis time on decrease of dye concentration for different initial dye concentrations ($j = 10 \text{ mA/cm}^2$, $\gamma_{\text{NaCl}} = 1 \text{ g/L}$). In Figure 7, these results measured using the iron : iron (Fe : Fe) electrode pair are compared with the results obtained at same conditions ($\gamma_0 = 400 \text{ mg/L}$, $j = 10 \text{ mA/cm}^2$, $\gamma_{\text{NaCl}} = 1 \text{ g/L}$) using the stainless steel (SS) as the cathode material. Data in Figure 7 suggest that only slightly lower efficiency is achieved for the Fe : SS vs. Fe : Fe

electrode pair. It seems, however, that the whole process is easier to maintain using the SS cathode, what can be explained by much better anti-corrosion properties of SS than Fe.

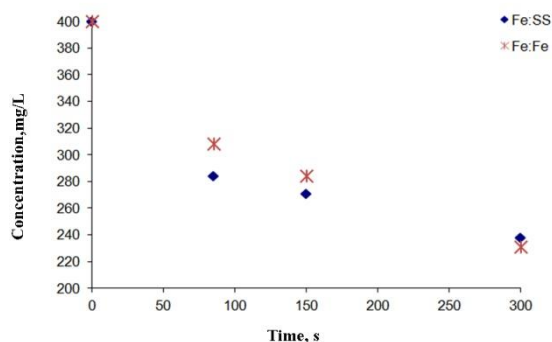


Figure 7. Effect of application different electrode pairs

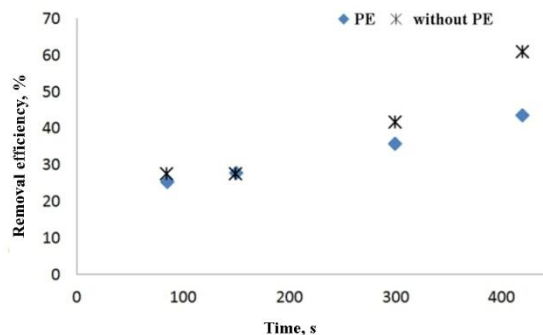


Figure 8. Color removal efficiency with and without application of PE

In the pulsed current regime (PE) the polarity of electrodes is reversed at a given time during the electrolysis (Fig. 2). Figure 8 shows differences between the efficiencies of color removal obtained by application PE and without PE in the same conditions ($j = 5 \text{ mA/cm}^2$, $\gamma_{\text{NaCl}} = 1 \text{ g/L}$, $\gamma_0 = 400 \text{ mg/L}$, $t_k = 42 \text{ s}$, $t_a = 42 \text{ s}$). It is evident in Figure 8, that for longer treatment period, the removal efficiency is higher without applying PE. Contrary to already given predictions [23], such behavior could be a sign of no significant passivation and "dirtying" of the electrodes.

Effect of electrolysis duration (85, 150 and 300 s) at a current density $j = 5 \text{ mA/cm}^2$ ($\gamma_0 = 400 \text{ mg/L}$, $\gamma_{\text{NaCl}} = 1 \text{ g/L}$) and $j = 10 \text{ mA/cm}^2$ ($\gamma_0 = 200 \text{ mg/L}$, $\gamma_{\text{NaCl}} = 1 \text{ g/L}$) on COD values is shown in Figure 9. It is shown in Figure 9 that in both cases COD-values are linearly depended on time. For $t = 300 \text{ s}$, COD-value is reduced from the initial $385 \text{ mgO}_2/\text{L}$ to $224 \text{ mgO}_2/\text{L}$ ($\gamma_0 = 400 \text{ mg/L}$), and from the initial $125 \text{ mgO}_2/\text{L}$ to $56 \text{ mgO}_2/\text{L}$ ($\gamma_0 = 200 \text{ mg/L}$), what is in full agreement with the study Alaton *et al.* [16].

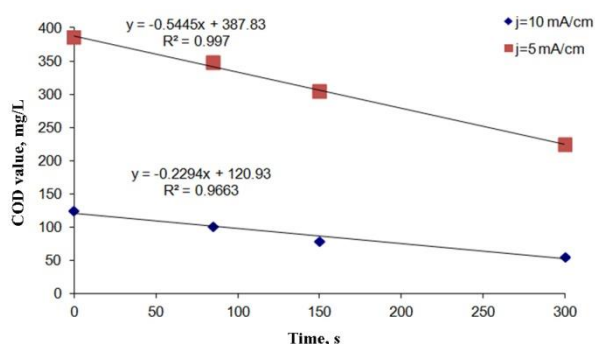


Figure 9. Effect of electrolysis duration on COD value

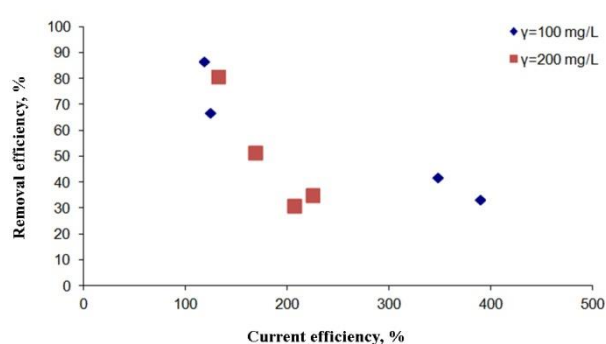


Figure 10. Removal efficiency vs. current efficiency

Changes of current efficiency on the color removal efficiency for different initial dye concentrations (100 and 200 mg/L) are shown in Figure 10. Measurements were made at the current density of $j = 10 \text{ mA/cm}^2$ and the concentration of supporting electrolyte $\gamma_{\text{NaCl}} = 1 \text{ g/L}$. It is obvious in Figure 10 that current efficiency exceeds 100% (119-389%), which means that in addition to electrochemical reactions some chemical reactions may take place. As expected from previous researches [20,26], for higher color removal efficiency γ_0 from wastewater, the current efficiency decreases.

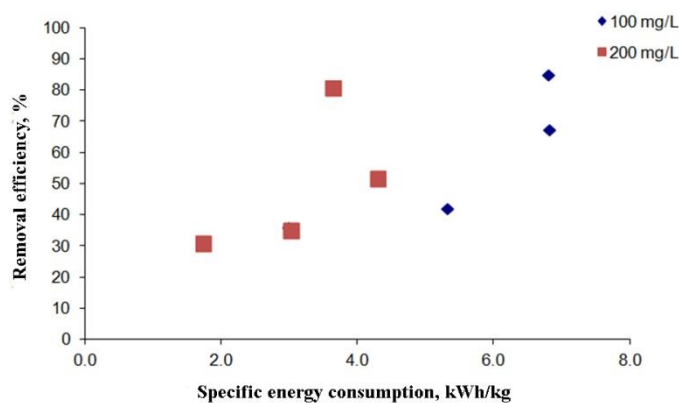


Figure 11. Energy consumption as a function of color removal efficiency

Dependence of energy consumption on the color removal efficiency at different initial concentrations is shown in Figure 11. At initial concentration, $\gamma_0=400$ mg/L, energy consumption (per kilogram of dye removed from the waste water) at removal efficiency, $E_u=54.76$ %, is $W_{sp}=3.8021$ kWh/kg dye ($j = 10$ mA/cm², $t = 600$ s, $\gamma_{NaCl} = 1$ g/L).

Conclusions

This study shows that EC with Fe anode is the efficient process for removing the mixture of azo dyes from waste water. The process is influenced mostly by concentration of supporting electrolyte (NaCl), dye concentration, current density and reaction time. For 80.64 % color removal efficiency at initial dye concentration of solution $\gamma_0 = 200$ mg/L ($j = 10$ mA/cm², $\gamma_{NaCl} = 1$ g/L), up to 3.64 kWh/kg dye of energy has been consumed.

Acknowledgements: This work was supported in part by the Ministry of Science and Technology of the Republic of Srpska under Project 19/6-020/961-171/14.

References

- [1] F. M. D. Chequer, J. P. F. Angeli, E. R. A. Ferraz, M. S. Tsuboy, J. C. Marcarini, M. S. Mantovani, D. P. De Oliviera, *Mutation Research/Genetic Toxicology and Environmental Mutagenesis*, **676(1-2)** (2009) 83-86.
- [2] F. P. Van Der Zee, G. Lettinga, J. A. Field, *Chemosphere* **44(5)** (2001) 1169-1176.
- [3] E. Fernando, *PhD thesis*, University of Westminster, Faculty of Science and Technology, 2014.
- [4] Z. Yu, X. Wen, *Int. Biodeterior. Biodegrad.* **56(2)** (2005) 109-114.
- [5] P. Rajaguru, L. J. Fairbairn, J. Ashby, M. A. Willington, S. Turner, L. A. Woolford, N. Chinnasamy, J. A. Rafferty, *Mutation Research* **444(1)** (1999) 175-180.
- [6] G. A. Umbuzeiro, H. Freeman, S. H. Warren, F. Kummrow, L. D. Claxton, *Food and Chemical Toxicology* **43(1)** (2005) 49-56.
- [7] A. Pandey, P. Singh, L. Iyengar, *International Biodeterioration & Biodegradation* **59(2)** (2007) 73-84.
- [8] C. A. Martinez-Huitle, E. Brillas, *Applied Catalysis B: Environmental* **87(3-4)** (2009) 105-145.
- [9] E. Bagda, E. Bagda, *Journal of Environmental Protection and Ecology* **13(2)** (2012) 517-531.
- [10] C. Zaharia, D. Suteu, *Journal of Environmental Protection and Ecology* **15(4)** (2014) 1680-1689.
- [11] G. Demir, *Journal of Environmental Protection and Ecology* **11(1)** (2010) 7-19.
- [12] B. N. Malinovic, M. G. Pavlovic, *Journal of Electrochemical Science and Engineering* **6(1)** (2016) 67-75.

- [13] C. E. Barrera-Díaz, G. Roa-Morales, P. B. Hernández, C. M. Fernandez-Marchante, M. A. Rodrigo, *Journal of Electrochemical Science and Engineering* **4(4)** (2014) 285-296.
- [14] G. Chen, *Separation and Purification Technology* **38(1)** (2004) 11-41.
- [15] P. Kariyajjanavar, J. Narayanal, Y. A. Nayaka, *Hydrology Current Research* **2(1)** (2011) 1-7.
- [16] A. Alaton, I. Kabdasli, Y. Sahin, *The Open Environmental & Biological Monitoring Journal* **1(1)** (2008) 1-7.
- [17] J. Zhou, C. Deng, S. Si, Y. Shi, X. Zhao, *Electrochim. Acta* **56(5)** (2011) 2062-2067.
- [18] K. Xie, L. Sun, C. Wang, Y. Lai, M. Wang, H. Chen, C. Lin, *Electrochimica Acta* **55** (24) (2010) 7211-7218.
- [19] A. Molina, F. Martinez-Ortiz, E. Laborda, R.G. Compton, *Electrochimica Acta* **55** (18) (2010) 5163-5172.
- [20] B. Malinovic, M. G. Pavlovic, *Yucorr XVII, Proceeding*, Tara, Serbia, 2015, 85-93 (in Serbian).
- [21] N. Mameri, A. R. Yeddou, H. Lounici, D. Belhocine, H. Grib, B. Bariou, *Water Research* **32(5)** (1998) 1604-1612.
- [22] Synthesia a.s. *Safety Data Sheet*. From <http://dyes.synthesia.eu/organics-dyes/textile-dyes/ostalan-black-sr> (2015, June 20).
- [23] AMERICAN PUBLIC HEALTH ASSOCIATION (APHA). Standard Methods of Water and Wastewater. 18th ed. American Public Health Association, American Water Works Association, Water Environment Federation publication. APHA, Washington D.C., 1992.
- [24] K. I. Popov, *Periodično promenljivi režimi u elektrohemijском taloženju metala*, in: M. G. Pavlović, A. Dekanski [eds.] *Primena pulsnih režima u galvanskoj tehnici*: IHTM - Centar za elektrohemiju, Belgrade, Serbia, 1992, 49-73 (in Serbian).
- [25] B. Malinovic, M. G. Pavlovic, J. Mandic, *Glasnik hemičara, tehnologa i ekologa Republike Srpske* (**9**) (2013) 21-27 (in Serbian).
- [26] B. N. Malinovic, M. G. Pavlovic, N. Halilovic, *Journal of Environmental Protection and Ecology* **16(4)** (2015) 1273-1281.