



Postscript on Viable Ground-States for Calculating Topological π -Electron Ring-Currents Using the Hückel–London–Pople–McWeeny Model

 Timothy K. Dickens,  Roger B. Mallion*

Peterhouse, Cambridge CB2 1RD, England, United Kingdom

* Corresponding author's e-mail address: mallionr29b@aol.com

RECEIVED: May 13, 2021 * REVISED: June 15, 2021 * ACCEPTED: June 17, 2021

— THIS PAPER IS DEDICATED TO PROF. MILAN RANDIĆ ON THE OCCASION OF HIS 90TH BIRTHDAY, AND TO THE MEMORY OF PROF. MIRCEA DIUDEA —

Abstract: Attention is drawn to the idea that, in the context of the Hückel–London–Pople–McWeeny (HLPM) approach to π -electron ring-currents, the basic *Aufbau* process can be mimicked by means of a graph-theoretical algorithm and that the outcome is determined solely by the *order* of the eigenvalues of the arbitrary molecular-graph representing an extant or hypothetical conjugated system. The *Aufbau* process usually results in a closed-shell ground-state, but sometimes a unique triplet ground-state arises, sometimes doublets, as well as unique ground-states of higher multiplicity, are encountered, and, on occasions, no uniquely defined π -electronic ground-state is established at all. Previously, the only examples of the latter ('pathological') case — which, as with triplet ground-states and other ground-states that are not singlets, precludes the possibility of any HLPM calculation — were graphs that are unlikely candidates for being extant or viable conjugated systems. In this note, however, an example is documented of what is, ostensibly, a plausible unsaturated structure — namely, (Coronene)⁶⁻. In the conclusion, attention is drawn to a procedure that averages electron occupation amongst the several orbitals of a degenerate shell.

Keywords: topological ring-currents in conjugated systems, π -electron triplet ground-states, *Aufbau* principle, ambiguous ground-states.

INTRODUCTION

THIS contribution is concerned with the Hückel–London–Pople–McWeeny (HLPM) model of π -electron ring-currents in conjugated systems.^[1–3] Professor Milan Randić — to whose 90th birthday we are paying tribute *via* this article — has worked extensively, over a period of more than forty years, on a different model of ring currents, one that is based on his own approach^[4] of 'conjugated'^[4] ('conjugation'^[5,6]) circuits.^[7–10]

In the special publication that arose from MATH/CHEM/COMP 31 (Dubrovnik, 2019), we were privileged to honour the late E. C. Kirby by means of a paper^[11] entitled "Some Observations on Triplet Ground-States in the Context of 'Topological' (HLPM) Ring-Currents in Conjugated Systems." In that work, attention was drawn to the problems that arise in the HLPM approach when, on application of the *Aufbau* Principle,^[12–17] the π -electronic ground-state configuration of the hydrocarbon under study is found to be a *triplet*.^[11]

Previous work^[13,14,16] had shown that the *Aufbau* process^[12] can be mimicked by means of a graph-theoretical^[18] algorithm and that the outcome is determined solely by the *order* of the eigenvalues of the molecular-graph^[18] representing the conjugated system under study. It was further emphasised that application of the *Aufbau* Principle^[12] to the π -electron energy-levels corresponding to the eigenvalues of a graph — taken to represent the carbon-atom connectivity of an extant or hypothetical conjugated hydrocarbon — leads usually to the establishment of a unique closed-shell ground-state — that is, a singlet; in such circumstances a ring-current calculation by means of the HLPM approach^[1–3] may be carried out satisfactorily.^[11] This is the case in, for example, Figure 2 of Ref. [13].

Sometimes, however, a triplet ground-state arises — this presents the difficulty in calculating HLPM ring-currents that is addressed in Ref. [11]. Such a situation is encountered, for example, in the simple treatment of the $[4n]$ -annulenes without bond alternation, in which infinite

paramagnetism would, in principle, be predicted by the HLP approach.^[19,20] A more realistic example is the extant hydrocarbon of the [8]-circulene family shown as structure **4** on the right-hand side of Figure 2 in Ref. [11] — a structure that was recently considered by Baryshikov et al.^[21]

Ground states of even higher multiplicities can also occasionally be found in the case of more bizarre molecular graphs that are, however, unlikely to represent viable molecules — such as, for example, that depicted in Figure 2 of Ref. [13]. Another, somewhat chemically more realistic, example was, however, recently encountered in the case of the neutral ‘*altan*’^[3] shown in Figure 1. When the *Aufbau* process^[12] is applied to the neutral species of this structure the uniquely defined π -electron ground-state involves no fewer than four singly occupied non-bonding orbitals displaying electrons with *four* parallel spins (thereby constituting what might be called a *quintuplet* ground-state, because the magnitude ($|s|$) of the total spin (s) is $(\frac{1}{2} + \frac{1}{2} + \frac{1}{2} + \frac{1}{2}) = 2$, so that the multiplicity, $N = 2|s| + 1$ — from the expression^[22] $N = 2|s| + 1$ — is $(2 \times 2) + 1 = 5$).

Finally, it was observed by one of the present authors many years ago^[13–16] that, sometimes, no uniquely defined π -electronic ground-state is obtainable at all when the *Aufbau* process^[12] is applied. To achieve an example of the latter case, however, a somewhat *outré* ‘molecular’ graph had to be devised — explicitly and variously depicted in Figure 3 of Ref. [13], in Figure 8 of Ref. [14], in structure (I) in Ref. [15] and in Figure 8 of Ref. [16]. The graph in question is the Octahedral Graph — which may be visualised in three dimensions as a bipyramid (octahedron)^[23] — depicted here

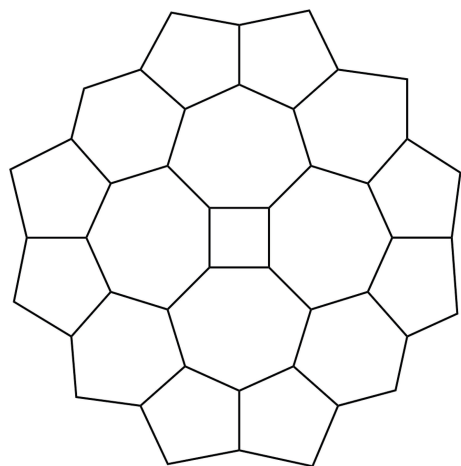


Figure 1. The molecular graph^[18] of a neutral ‘*altan*’^[3] structure which, when the *Aufbau* process^[13,14,16] is applied to it, gives rise to a unique π -electron ground-state configuration in which *four* quadrupally degenerate HOMO non-bonding orbitals are each singly occupied — thereby presenting a total of four electrons with parallel spins and formally leading to a quintuplet ground-state.^[22]



Figure 2. The Octahedral Graph^[23] which, when considered as a ‘molecular graph’,^[18] gives rise to an ill-defined π -electron ground-state when the *Aufbau* process^[13,14,16] is applied to it. This has been referred to as an example of the ‘ambiguous case’ in Refs. [13–15], and as the ‘pathological case’ in Ref. [16].

in Figure 2. Application of the *Aufbau* process to the Octahedral Graph, when it is (unrealistically) regarded as a molecular graph,^[18] is considered in the next section.

THE FAILURE OF THE AUFBAU PROCESS WHEN APPLIED TO THE OCTAHEDRAL GRAPH

The eigenvalue list^[23] for the Octahedral Graph^[23] (Figure 2) — which consists entirely of integers — is 4, 0, 0, 0, –2, –2. In the Hückel molecular orbital interpretation^[24] this means that there are considered to be six ‘energy levels’ which are, in non-decreasing order of energy: $(\alpha + 4\beta)$, α , α , α , $(\alpha - 2\beta)$, $(\alpha - 2\beta)$, where α and β are the standard Hückel parameters.^[24] These are shown pictorially in Figure 3 of Ref. [13], in Figure 8 of Ref. [14] and in Figure 8 of Ref. [16]. The coefficients of β are explicitly listed — numbered 1–6 in *increasing* order of energy (as, it will be recalled, β is *negative*^[24]) — in Scheme 1.

With six π -electrons to distribute amongst these six ‘energy levels’, the first two would be assigned, with paired spins, to the unique Level 1, of energy $(\alpha + 4\beta)$, thereby completely filling this bonding orbital. On proceeding up the list, the next encountered are the three degenerate non-bonding orbitals labelled 2, 3, and 4. Completely to fill these would require six more π -electrons but in fact only four of the original six remain, and are still available to be assigned. As Scheme 1 shows, there is no unambiguous way to do this; there are in fact 3C_1 ways to complete the *Aufbau* process — namely, according to the *Aufbau* rules:^[12] (a) Level 2 doubly occupied and Levels 3 and 4 singly occupied (as in column (a) of Scheme 1); (b) Level 3 doubly occupied and Levels 2 and 4 singly occupied (as in the middle column of Scheme 1); (c) Level 4 doubly occupied and Levels 2 and 3 singly occupied (as in column (c) of Scheme 1).

6 -2	6 -2	6 -2
5 -2	5 -2	5 -2
4 0	4 0	4 0
3 0	3 0	3 0
2 0	2 0	2 0
1 4	1 4	1 4
(a)	(b)	(c)

Scheme 1. Three possible endings ((a), (b), and (c)) to the *Aufbau* process (involving the Pauli Exclusion Principle and Hund's Rules of Maximum Multiplicity)^[12] when it is schematically applied to the Octahedral Graph (Figure 2). The left-hand column of each of the three sections (a), (b), and (c) labels the energy levels (in increasing order, numbered 1–6) and the right-hand column in each section documents the value of k in the expression of a Hückel energy-level as $(\alpha + k\beta)$. (Thus, for example, energy-level number 5 has energy $(\alpha - 2\beta)$.) In the right-hand column of (a), (b) and (c), **red** indicates doubly occupied orbitals, **green** singly occupied, and **black** unoccupied energy-levels.

Such a situation has been designated as 'the ambiguous case' in Refs. [13] and [14], and as 'the pathological case' in Ref. [16].

Of course, this Octahedral Graph (Figure 2) is very unlikely to be the molecular graph^[18] of any extant or possibly viable molecule. However, in the course of our HLPm studies of Corannulene and Coronene and several of their anions, we serendipitously came across the first example that we had encountered of a structure that, on the face of it, could potentially exist, but in fact turned out to be an example of this 'ambiguous case'^[13–15] ('pathological case'^[16]) in which a unique ground-state configuration could not be established on application of the *Aufbauprinzip*.^[12] This structure is the hexa-anion of Coronene — (Coronene)⁶⁻ — to which we now turn.

THE FAILURE OF THE *AUFBAU* PROCESS WHEN APPLIED TO (CORONENE)⁶⁻

Although at various times we had both previously studied neutral Corannulene^[25,26] and Coronene,^[26] we were motivated by Monaco and Zanasi's definitions^[27,28] of the *altans* of these structures (subsequently extended and mathematically generalised by Gutman^[29,30] and by Bašić et al.^[31,32]) to treat these novel conjugated systems by the HLPm approach^[1–3] — the neutral *altans*,^[33] as well as their respective di-anions^[34] and hexa-anions.^[35] This led us to study the 'parents' of these *altans* in their own right — that is, Corannulene and Coronene themselves, together with their various oxidation states. We now demonstrate that

(Coronene)⁶⁻ is a 'pathological case' in that it is seen to be an example of an ambiguously defined π -electronic ground-state when the *Aufbauprinzip* is invoked.^[12] The energy levels (labelled 1–24) for the Coronene molecular-graph are shown in Scheme 2 (which has the same colour conventions about occupied (**red**) and unoccupied (**black**) energy-levels as Scheme 1, and employs **blue** to denote those orbitals whose occupancy will — in the course of applying the *Aufbau* process^[12] — be seen to be ambiguous).

Neutral Coronene has 24 π -electrons and so, in the hexa-anion, there are 30 π -electrons to be distributed in the energy levels listed in Scheme 2, by invoking the *Aufbau* process.^[12] The first 28 of these will doubly fill each of Levels 1–14 (coloured in **red**, in Scheme 2). Then there are two π -electrons left but they have to be distributed into the next-highest level — which, however, is *triply* degenerate (that is, there are three repeated eigenvalues), with the next three levels (15, 16 and 17) all being of energy -1.0000000 (coloured in **blue**, in Scheme 2). By analogy, therefore, with the case of the Octahedral Graph just considered in Scheme 1, there are three (³C₂) possible ways of assigning the last two electrons to the *three* degenerate

24	-2.6751309
23	-2.2143197
22	-2.2143197
21	-1.6751309
20	-1.6751309
19	-1.5391889
18	-1.2143197
17	-1.0000000
16	-1.0000000
15	-1.0000000
14	-0.5391889
13	-0.5391889
12	0.5391889
11	0.5391889
10	1.0000000
9	1.0000000
8	1.0000000
7	1.2143197
6	1.5391889
5	1.6751309
4	1.6751309
3	2.2143197
2	2.2143197
1	2.6751309

Scheme 2. The *Aufbau* process schematically applied to (Coronene)⁶⁻. **Red** indicates doubly occupied orbitals, **black** denotes unoccupied energy-levels and **blue** emphasises those energy levels whose occupancy will be seen to be ambiguous.

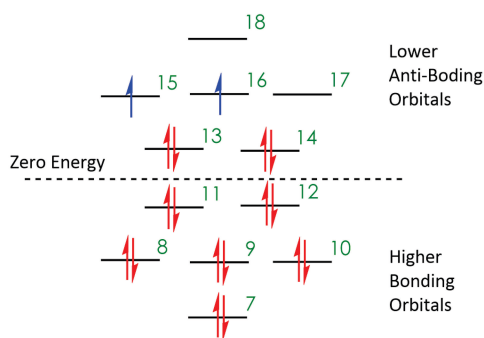


Figure 3. Schematic diagram depicting the frontier orbitals — numbered according to Scheme 2 — of $(\text{Coronene})^{6-}$, together with their partial occupancy, as described in the text.

energy-levels 15–17 — (a) Levels 15 and 16 singly occupied and Level 17 unoccupied (as in the schematic diagram of the frontier orbitals of $(\text{Coronene})^{6-}$ presented in Figure 3); (b) Levels 15 and 17 singly occupied and Level 16 unoccupied; (c) Levels 16 and 17 singly occupied and Level 15 unoccupied. Hence, the ‘pathological case’ is again encountered but, this time, it is associated with the molecular graph^[18] of what would appear, on the face of it, to be a viable unsaturated structure, rather than just a somewhat fanciful abstract graph — such as the illustrative example in Refs [13,14,16] — which is unlikely to be the molecular graph of any realistically potential conjugated system. We thus observe that the ‘pathological’ problem arises with $(\text{Coronene})^{6-}$ but (as will be seen in the next section) *not* with the analogous $(\text{Corannulene})^{6-}$.

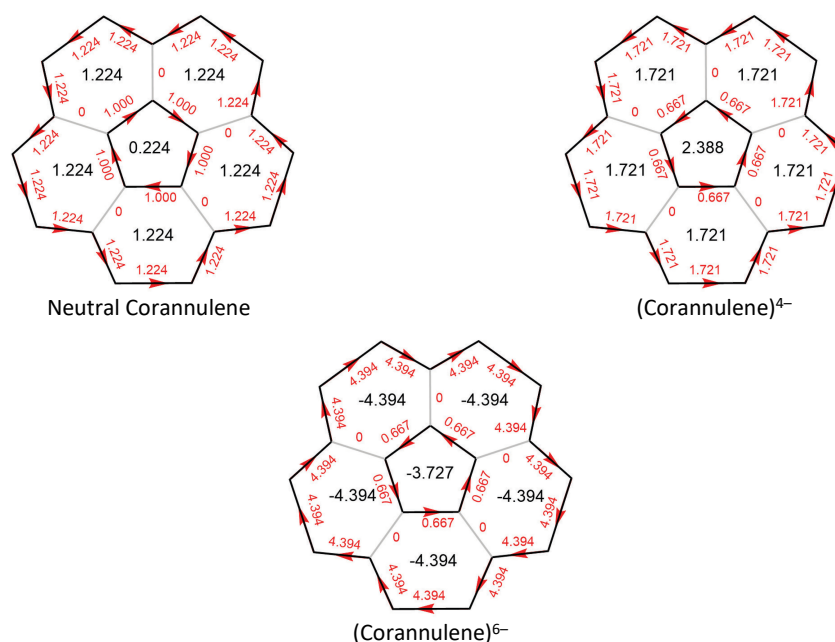


Figure 4. HPLM Ring-current and bond-current maps for neutral Corannulene^[25,26] and its tetra- and hexa-anions. Figures in black in the centres of rings denote the corresponding ring-current intensities (expressed as a ratio to the benzene value); positive ring-currents are diamagnetic and are considered to flow in the anti-clockwise direction around their respective rings, whilst negative ring-currents are paramagnetic and flow in the clockwise direction. **Red** figures written along the bonds denote the bond-currents (in the directions indicated by the arrows); these bond currents are compliant with Kirchhoff’s Law of currents at junctions^[10,36] and are, thereby, consistent with these ring currents.

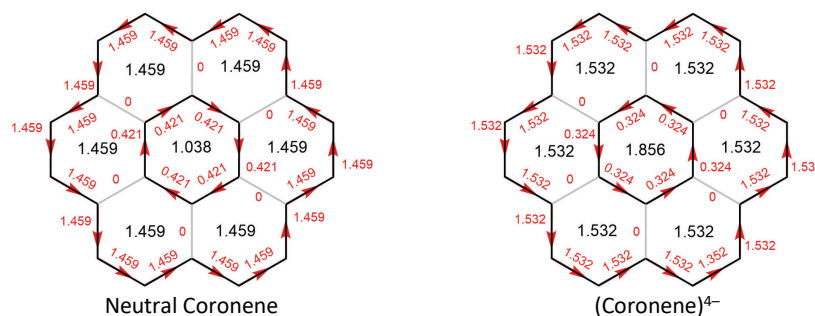


Figure 5. HPLM Ring-current and bond-current maps for neutral Coronene^[26] and its tetra-anion. For the conventions on displaying ring currents and bond currents please see the caption to Figure 4.

Table 1. Direction of Current Flow Around the Central Ring and the Perimeter of Neutral and Anionic Corannulenes and Coronenes.

Structure	Nature of Current Flow Around the Central Ring	Nature of Current Flow Around the Perimeter
Corannulene (Neutral)	Paratropic	Diatropic
(Corannulene) ⁴⁻	Diatropic	Diatropic
(Corannulene) ⁶⁻	Diatropic	Paratropic
Coronene (Neutral)	Paratropic	Diatropic
(Coronene) ⁴⁻	Diatropic	Diatropic

HLP M RING-CURRENTS AND BOND-CURRENTS IN CORANNULENE AND CORONENE AND SOME OF THEIR MULTI-ANIONS

Because we had previously studied the *altans* of Corannulene and Coronene^[33] and several of their multi-anions,^[34,35] we resolved to examine the HLP M properties of the ‘parents’^[27] and so wished to perform calculations on the neutral species, the di-anions, the tetra-anions, and the hexa-anions of both Corannulene and Coronene. In practice, however, of the eight potential species — neutral Corannulene, (Corannulene)²⁻, (Corannulene)⁴⁻ and (Corannulene)⁶⁻, and neutral Coronene, (Coronene)²⁻, (Coronene)⁴⁻ and (Coronene)⁶⁻ — only five of them did not give problems with π -electronic ground-states when the *Aufbau* process^[12] was applied. The dianions of both species exhibited the ‘triplet ground-state’ problem,^[11] whilst, as was seen in the previous section, (Coronene)⁶⁻ gave rise to the ‘pathological’ case, because there is no unique π -electronic ground-state of any kind when the *Aufbau* process is invoked.

Figure 4 displays the HLP M ring currents and bond currents of neutral Corannulene, (Corannulene)⁴⁻, and (Corannulene)⁶⁻, whilst Figure 5 presents similar data for neutral Coronene and (Coronene)⁴⁻. The methods of calculation and the tenants of the HLP M model — including matters concerning planarity of the carbon-atom network — are all exactly as in the section labelled ‘The overall structure of HLP M ring-current calculations’ in Ref. [11] and as described under the heading ‘Calculations’ in Ref. [35]; they are, accordingly, not repeated here.

Table 1 summarises what Figures 4 and 5 show regarding the magnetic nature (diatropic/paratropic) of the current flows (a) around the central ring, and (b) around the perimeter, of the five structures on which we were able to perform the calculations illustrated in Figures 4 and 5.

It may be observed that not all four of the permutations of ‘Paratropic/Diatropic’ appear here — only three of them do. ‘Paratropic/Diatropic’ occurs twice and ‘Diatropic/Diatropic’ also occurs twice. ‘Diatropic/Paratropic’ occurs once, but the missing permutation (‘Paratropic/Paratropic’) does not arise in those five species on which calculation has been possible.

Before stating our concluding remarks, we just enter a small *caveat* by addressing an astute question raised by a Referee: answering it may prevent other readers from being similarly disconcerted. It was asked: ‘Why are the figures in the central rings of Figures 4 and 5 for neutral Corannulene and Coronene, respectively, positive? In these rings the current is clockwise then, according to the captions, they should be negative.’

The answer to this question is materially connected with the fact that the ‘ring current’ in a microscopic conjugated system is the equivalent of the ‘loop current’^[36–39] that flows *around an enclosed area* in a macroscopic electrical network of the classic type to which Kirchhoff’s Laws apply.^[36–39] The ‘bond currents’ in the microscopic conjugated system correspond to the *currents in the individual wires* that comprise the traditional macroscopic electrical network.^[36–39] Furthermore, in a general conjugated system, the magnitude and direction of the bond current in a bond that is shared between two rings is the *algebraic resultant* of a *competition* between the ring currents in the rings that lie either side of that bond.

Consider, for example, any one of the peripheral rings in Coronene — say, the left-hand ring of the pair at the top of the structure when Coronene is oriented as depicted in the left-hand side of Figure 5. This ring is characterised by a ring-current intensity of 1.459, in the anti-clockwise sense around that peripheral ring. For any bond in this ring that is unshared with any other ring, the *bond* current would, accordingly, also be 1.459, in the direction shown in Figure 5. This is the case with the three bonds in each peripheral ring that lie along the perimeter of Coronene. Now, in addition, one bond in each of these peripheral rings is *shared with the central ring*, which itself is characterised by a diamagnetic (anti-clockwise) ring-current of intensity 1.038; if this central ring were completely isolated, sharing no bonds with any other rings, then 1.038 would also be the bond-current flowing anti-clockwise along each of the bonds of the central ring. However, as seen from Figure 5, each bond in the central ring (which bears a ring-current of intensity 1.038) is in fact shared with a peripheral ring bearing a ring-current of 1.459. The smaller diamagnetic ring-current (1.038) which would otherwise flow anti-clockwise around the central

ring is, thereby, *overwhelmed* by the larger current of 1.459 flowing in the anti-clockwise sense around each peripheral ring. The *net* current in each of the shared bonds in the central ring is thus of magnitude $1.459 - 1.038 = 0.421$, in a direction which is *anti-clockwise* around the peripheral ring and *clockwise* around the central ring.

Hence, we are able to reconcile the ostensible paradox that — understandably — troubled the Referee: namely, that the net circulation around the bonds of the central ring in Coronene is observed, by the above arguments, to be in the *clockwise* (paramagnetic) sense (as indicated by the arrows in the left-hand part of Figure 5), despite the fact that the central ring is itself formally characterised, overall, by a (positive) *diamagnetic* ring-current (as is also shown in Figure 5.)

An analogous argument may be invoked in order to explain the clockwise net-flow and the diamagnetic ring-current encountered in the central ring of neutral Corannulene (as shown in the first ring-current/bond-current map presented in Figure 4).

FURTHER DISCUSSION

The calculations reported in Figures 4 and 5 are merely the harbinger of a much more wide-ranging study that we are currently undertaking in which the HLP approach^[1–3] is applied to a variety of extant and hypothetical conjugated systems. One of the aims of this extended project is to establish what factors determine the direction of flow around various cycles of the structures examined; the conclusions from this will be reported in detail in a later publication.

The object of the present note has been more modest — namely, to add a postscript to the comments that we made in Ref. [11] about how what we have called ‘the triplet ground-state problem’ foils HLP calculations when it arises. We have drawn attention here to the idea that the basic *Aufbau* process^[11] can be mimicked by means a graph-theoretical algorithm^[13,14,16] and that the outcome is determined solely by the *order* of the eigenvalues of the arbitrary molecular-graph under study. This usually results in a closed-shell ground-state, but sometimes triplet ground-states arise, and sometimes doublets, in addition to well-defined ground-states of even higher multiplicity, present themselves — and, only comparatively rarely, there are even cases in which there is no uniquely defined π -electronic ground-state at all; these latter eventualities we refer to as ‘ambiguous’ or ‘pathological’ cases.^[13,14,16] Previously, the only examples of such pathological cases that had emerged were graphs that are unlikely candidates for being extant or potentially viable conjugated systems.^[13,14,16] In this note, however, we have documented an example of a pathological case that, ostensibly, is a plausible candidate for being a viable unsaturated structure — namely, (Coronene)⁶⁻.

CONCLUSION

In conclusion, we point out that the difficulties that are encountered as a result of the present discussion, and of that of Ref. [11], arise because the McWeeny formalism^[40,41] — the equations of which are directly incorporated into the HLP approach^[1–3] — explicitly *assumes that closed-shell systems are being dealt with*.^[40,41] We point out, however, that Fowler et al.^[39] have recently documented a scheme in which a calculation based on the Hückel^[24]–London^[43] method may be carried out in what they call^[42] a ‘fractional-occupation approximation’. In this process, each orbital in a shell of p orbitals that has a total occupation of q electrons is assigned an occupation number, q/p , which is possibly fractional; on this model, the resulting electronic occupation in the shell in question could, in some sense, be thought of as being, thereby, ‘smeared’ or ‘averaged’ over all the orbitals (p in number) in that shell.^[42] This invites future investigation.

Acknowledgment. We should like to pay tribute, on the occasion of his 90th birthday, to one of the honorands of MATH/CHEM/COMP 32, Professor Milan Randić, and to thank him for his friendly correspondence on ring currents, and his unfailingly convivial company at conferences, over the years. We are also grateful to an anonymous Referee whose careful reading of the manuscript caused us to consider an apparent contradiction — which we were able successfully to resolve in the above final text. Furthermore, RBM thanks the Master and Fellows of Peterhouse, Cambridge for his election as a Visiting Fellow, which has facilitated collaboration with TKD.

REFERENCES

- [1] R. B. Mallion, *Croat. Chem. Acta* **2008**, *81*, 227–246.
- [2] A. T. Balaban, T. K. Dickens, I. Gutman, R. B. Mallion, *Croat. Chem. Acta* **2010**, *83*, 209–215.
- [3] T. K. Dickens, R. B. Mallion, *MATCH Commun. Math. Comput. Chem.* **2016**, *76*, 297–356.
- [4] M. Randić, *Chem. Phys. Letters* **1976**, *38*, 68–70. [https://doi.org/10.1016/0009-2614\(76\)80257-6](https://doi.org/10.1016/0009-2614(76)80257-6)
- [5] J. A. N. F. Gomes, *Some Magnetic Properties of Molecules*, D. Phil. Thesis, University of Oxford, **1976**, especially pp 69–73.
- [6] J. A. N. F. Gomes, R. B. Mallion, *Revista Portuguesa de Química* **1979**, *21*, 82–89.
- [7] J. Gayoso, A. Boucekkine, *Comptes. Rend. Acad. Sci. (Paris)* **1979**, *C205*, 327–330.
- [8] M. Randić, *Chem. Rev.* **2003**, *103*, 3449–3605, especially pp 3539–3543. <https://doi.org/10.1021/cr9903656>
- [9] M. Randić, *Chem. Phys. Letters* **2010**, *500*, 123–127. <https://doi.org/10.1016/j.cplett.2010.09.064>
- [10] T. K. Dickens, J. A. N. F. Gomes, R. B. Mallion, *J. Chem. Theory Computation* **2011**, *7*, 3661–3674, especially §3, pp 3665–3668. <https://doi.org/10.1021/ct2002539>

- [11] T. K. Dickens, R. B. Mallion, *Croat. Chem. Acta* **2019**, *92*, 445–455. <https://doi.org/10.5562/cca3538>
- [12] F. A. Cotton, *Chemical Applications of Group Theory*; John Wiley & Sons: New York & London, **1963**, pp 123–125.
- [13] R. B. Mallion, D. H. Rouvray, *Mol. Phys.* **1978**, *36*, 125–128. <https://doi.org/10.1080/00268977800101451>
- [14] R. B. Mallion, D. H. Rouvray, *Studia Scientiarum Mathematicarum Hungarica* **1978**, *13*, 229–243.
- [15] R. B. Mallion, *Croat. Chem. Acta* **1983**, *56*, 477–490.
- [16] R. B. Mallion, 'The topological nature of the *Aufbau* process and of quantities calculated *via* simple molecular-orbital theory', in: A. Graovac, I. Gutman, D. Vukičević (Eds.), *Mathematical Methods and Modelling for Students of Chemistry and Biology*; Hum naklada d.o.o.: Zagreb, **2009**, pp 55–86, especially §6 and §7, pp 72–81.
- [17] A. Ceulemans, E. Lijnen, P. W. Fowler, R. B. Mallion, T. Pisanski, *Proc. Royal Soc. (London), Series A* **2012**, *468*, 971–989. <https://doi.org/10.1098/rspa.2011.0508>
- [18] N. Trinajstić, *Chemical Graph Theory*, 2nd ed.; CRC Press: Boca Raton, Florida, USA, **1992**.
- [19] J. A. Pople, K. G. Untch, *J. Am. Chem. Soc.* **1966**, *88*, 4811–4815. <https://doi.org/10.1021/ja00973a009>
- [20] J. Aihara, *Phys. Chem. Chem. Phys.* **2016**, *18*, 11847–11857, especially p. 11853. <https://doi.org/10.1039/C5CP06471F>
- [21] G. B. Baryshikov, R. R. Valiev, N. N. Karaush, D. Sundholm, B. F. Mineav, *Phys. Chem. Chem. Phys.* **2016**, *18*, 8980–8992. <https://doi.org/10.1039/C6CP00365F>
- [22] I. N. Levine, *Quantum Chemistry*, 4th ed.; Englewood Cliffs, New Jersey, USA & Prentice Hall College Division: Upper Saddle River, New Jersey, USA, **1991**.
- [23] D. M. Cvetković, M. Doob, H. Sachs, *Spectra of Graphs: Theory and Applications*, 3rd ed.; Johann Ambrosius Barth Verlag: Heidelberg & Leipzig, **1995**, especially Table 4, Graph 4.37, pp 310 & 311.
- [24] C. A. Coulson, B. O'Leary, R. B. Mallion, *Hückel Theory for Organic Chemists*; Academic Press: London, **1978**, especially Appendix A, pp 148–150.
- [25] R. B. Mallion, 'Ring currents in Corannulene, a prototype pattern-molecule for Buckminsterfullerene', in: *Math/Chem/Comp 1988*. A. Graovac (Ed.). Proceedings of an International Course and Conference on the Interfaces between Mathematics and Computer Science, Dubrovnik, Yugoslavia, 20th–25th June, 1988, Studies in Physical and Theoretical Chemistry, vol. 63, Elsevier Science Publishers: B.V., Amsterdam, **1989**, pp 505–510.
- [26] T. K. Dickens, R. B. Mallion, *Chem. Phys. Letters* **2011**, *517*, 98–102. <https://doi.org/10.1016/j.cplett.2011.10.002>
- [27] G. Monaco, R. Zanasi, *J. Phys. Chem. A* **2012**, *116*, 9020–9026. <https://doi.org/10.1021/jp302635j>
- [28] G. Monaco, R. Zanasi, *J. Phys. Org. Chem.* **2013**, *26*, 730–736. <https://doi.org/10.1002/poc.3117>
- [29] I. Gutman, *J. Serb. Chem. Soc.* **2014**, *79*, 1515–1521. <https://doi.org/10.2298/JSC140619080G>
- [30] I. Gutman, *Iran. J. Math. Chem.* **2014**, *5*, 85–90. <https://doi.org/10.30875/f9d299c3-en>
- [31] N. Bašić, T. Pisanski, *MATCH Commun. Math. Comput. Chem.* **2015**, *74*, 645–658.
- [32] N. Bašić, P. W. Fowler, T. Pisanski, *J. Math. Chem.* **2016**, *54*, 977–1009. <https://doi.org/10.1007/s10910-016-0599-6>
- [33] T. K. Dickens, R. B. Mallion, *J. Phys. Chem. A* **2014**, *118*, 933–939. <https://doi.org/10.1021/jp411524k>
- [34] T. K. Dickens, R. B. Mallion, *J. Phys. Chem. A* **2018**, *122*, 7666–7678. <https://doi.org/10.1021/acs.jpca.8b06862>
- [35] T. K. Dickens, R. B. Mallion, *J. Phys. Chem. A* **2020**, *124*, 7973–7990. <https://doi.org/10.1021/acs.jpca.0c04606>
- [36] E. C. Kirby, R. B. Mallion, P. Pollak, P. J. Skrzyński, *Croat. Chem. Acta* **2016**, *89*, 403–417. <https://doi.org/10.5562/cca2995>
- [37] J. A. N. F. Gomes, R. B. Mallion, 'The concept of ring currents', in: *Concepts in Chemistry*. D. H. Rouvray (Ed.), Research Studies Press Limited: Taunton, Somerset, England, United Kingdom, **1997**, and John Wiley & Sons, Inc.: New York, **1997**, Chapter 7, pp 205–253.
- [38] H. M. S. Cundy, *S. M. P. Advanced Mathematics Book 3 (Metric)*, Cambridge University Press: London, **1970**, pp 911–912.
- [39] D. Smart, *Linear Algebra & Geometry*, S. M. P. Further Mathematics Series, Cambridge University Press: Cambridge, England, United Kingdom, **1988**, pp 307–308.
- [40] R. McWeeny, *Mol. Phys.*, **1958**, *1*, 311–321. <https://doi.org/10.1080/00268975800100381>
- [41] R. B. Mallion, *Proc. Royal Soc. (London) Series A* **1974/1975**, *341*, 429–449, especially the Appendix, pp 446–447. <https://doi.org/10.1098/rspa.1975.0002>
- [42] P. W. Fowler, W. Myrvold, C. Gibson, J. Clarke, W. H. Bird, *J. Phys. Chem. A* **2020**, *124*, 4717–4533, especially p. 4528. <https://doi.org/10.1021/acs.jpca.0c02748>
- [43] F. London, *J. Phys. Radium (7^{ème} Série)* **1937**, *8*, 397–409. <https://doi.org/10.1051/jphysrad:01937008010039700>