




Koronarna intravaskularna litotripsija

Coronary intravascular lithotripsy

 **Ivana Kuserbanj***,
 **Sandra Benković**,
 **Jadranka Daskijević**

Klinički bolnički centar Sestre milosrdnice, Zagreb, Hrvatska
University Hospital Centre
„Sestre milosrdnice“, Zagreb,
Croatia

KLJUČNE RIJEČI: koronarna intravaskularna litotripsija, koronarna arterija.

KEYWORDS: coronary intravascular lithotripsy, coronary artery.

CITATION: *Cardiol Croat.* 2021;16(11-12):355. | <https://doi.org/10.15836/ccar2021.355>

***ADDRESS FOR CORRESPONDENCE:** Ivana Kuserbanj, Klinički bolnički centar Sestre milosrdnice, Vinogradska 29, HR-10000 Zagreb, Croatia. / Phone: +385-1-378-7933 / E-mail: ivana.kuserbanj@gmail.com

ORCID: Ivana Kuserbanj, <https://orcid.org/0000-0002-7792-3837> • Sandra Benković, <https://orcid.org/0000-0003-2457-3279>
Jadranka Daskijević, <https://orcid.org/0000-0001-6547-1098>

Sustav koronarne litotripsije indiciran je kako bi poboljšao proširenje kalcificiranih stenotičnih koronarnih arterija balonskim kateterom pod niskim tlakom prije ugradnje stenta.¹ Kateter za koronarnu intravaskularnu litotripsiju postavlja se kroz koronarne arterije do teško pristupačnog mjesta kalcificirane stenoze, uključujući i one kalcificirane stenoze za koje se smatra da će pružiti otpor kod širenja punim balonom ili pripreme krvne žile te jednoliko proširenje koronarnog stenta. Napajanje katetera za litotripsiju stvorit će isprekidane zvučne valove na ciljanom mjestu, lomeći kalcij unutar lezije i omogućiti proširenje stenoze koronarne arterije uz pomoć balona napuhanog na manjem tlaku.

Ovim radom ćemo prikazati slučaj prije i nakon intravaskularne litotripsije s pripremom bolesnika i samog katetera.

The coronary lithotripsy system is indicated when there is a need to improve the lumen of calcified and stenotic coronary arteries with a balloon catheter under low ATM before a stent is implanted.¹ The coronary intravascular lithotripsy catheter is routed through coronary arteries until it reaches a difficult to approach spot of a calcified stenosis, including also the calcified stenosis that we assume are going to provide resistance when being inflated by a PTCA balloon or when a coronary artery is being prepared for a stent implantation and evenly expand an implanted coronary stent. The lithotripsy catheter emits intermittent sound waves at the aimed spot, breaking the calcium clusters in the lesion therefore enabling a larger lumen with the help of a low ATM inflated balloon.

In this paper we will present a case report of a patient before and after intravascular lithotripsy, including the preparation of the patient and the catheter itself.

RECEIVED:
September 7, 2021

ACCEPTED:
September 14, 2021



LITERATURE

1. Brinton TJ, Ali ZA, Hill JM, Meredith IT, Maehara A, Illindala U, et al. Feasibility of Shockwave Coronary Intravascular Lithotripsy for the Treatment of Calcified Coronary Stenoses. *Circulation.* 2019 Feb 5;139(6):834-836. <https://doi.org/10.1161/CIRCULATIONAHA.118.036531>