


BOOK REVIEWS



NEUROLOGIJA ZA STOMATOLOGE
(NEUROLOGY FOR DENTAL MEDICINE
STUDENTS) by *Vida Demarin and Zlatko Trkanjec*.
 Medicinska naklada, Zagreb University Text-
 books, Zagreb, 2008, 370 pages, 23 chapters,
 117 figures, 19 tables.
 ISBN 978-953-176-352-3

For more than a decade now, Croatian market was lacking a good, up-to-date neurology textbook in Croatian language. The Neurology for Dental Medicine Students presents this long expected textbook and its use is not limited only to dental medicine students, as it is more than a good source of knowledge also for medical students, residents in neurology and other specialties.

The authors, Professor Vida Demarin and Professor Zlatko Trkanjec, are neurology specialists experienced as organizers and lecturers in undergraduate and post-graduate education, which reflects in the modern and

logical book structure and writing style suited for the intended audience. This book deals with neurology disorders in a neither too condensed nor too comprehensive way; the anatomical, physiological and pathophysiological background of the nervous system and the processes within it are described, facilitating understanding the following description of neurological disorders and their therapy. The text is written in a modern and simple way enabling easy comprehension and recollection of the information offered.

Owing to its logical structure, the book is easy to follow; the chapters are clearly defined helping the reader understand the neurological issues discussed. The first seven chapters are dealing with the basis of neuroanatomy and neurophysiology, neurological symptoms and syndromes, disorders of consciousness, balance, coordination and gait. The eighth chapter is describing contemporary diagnostic tools in neurology, a part of the medicine rapidly developed during the last two decades. In the chapter, cerebrospinal fluid examination, electrophysiological procedures, vascular ultrasound procedures, neuroradiological investigations and nuclear medicine methods are discussed. The next fifteen chapters present different groups of neurological diseases: neurovascular disorders and stroke, dementias, movement disorders, epilepsies, tumors of the nervous system, neurotraumatology, central nervous system infections, multiple sclerosis and other demyelinating diseases, headache, diseases of spinal cord, peripheral nerve diseases, motor neuron disease and hereditary ataxias, neuromuscular diseases, disorders of mastication and swallowing, intracranial pressure disorders, brain edema and hydrocephalus.

Each chapter describing some neurological disease consists of short introduction, definition of disease, epidemiology, classifications, etiology, pathology and pathophysiology of the disease, logically followed by description of clinical findings, diagnosis, differential diagnosis and therapy. The most important facts are summarized in a color textbox in each chapter.

Taking into account the rapid development of neuroscience and daily release of novelties in the etiology, diagnosis and therapy of neurological disorders, the authors have successfully presented up-to-date data on each topic described.


For readers, much pleasure is brought by the hard cover of the book with interestingly illustrated front page and practical format. On each page, text is formatted in two columns, figures and tables successfully break the monotony of the text page and give valuable additional information on the neurological problems.

The index and references are at the end of the book; the index is precise and easy to use. The list of references contains a number of new, high-quality references.

The book has been reviewed by academician Zvonko Kusić, Professor Maja Relja, Professor Vesna Šerić and Assistant Professor Marija Žagar.

Neurology for Dental Medicine students with a reason is a book that should be found in the library of every Croatian speaking physician dealing with neurological patients, especially because after more than a decade, a modern neurology textbook in Croatian language by Croatian authors has been released. We are witnessing a dominance of foreign literature in medicine, mainly in English language. This textbook can equally stand next to foreign issues and I believe that domestic readers will welcome this textbook with gratitude.

Marijana Bosnar-Puretić



**PRINCIPI LAPAROSKOPSKE
HIRURUGIJE
(PRINCIPLES OF LAPAROSCOPIC
SURGERY)**

*by Šefik Hasukić et al. Suton, Široki brijeg, 2008
325 pages, 225 illustrations, 70 tables.
ISBN 978-9958-655-13-5*

The written material entitled Principles of Laparoscopic Surgery by Šefik Hasukić and associates consists

of 23 chapters on five units: Preoperative procedure; Instruments and equipment; Anesthesia (reinstatement of pneumoperitoneum, pathophysiology); Basic laparoscopic technique and most common laparoscopic procedures in general surgery; and Postoperative medical care and complications. The author and his coworkers have added 583 citations, many of these by the author himself.

The author and his associates present a very serious approach from the very first page that reflect in a high-quality material on laparoscopic surgery from its origin and common meaning. Introducing the instruments and procedures, they approach one of the most important segments of laparoscopic surgery, reinstatement of pneumoperitoneum and introduction of instruments, a trocar, used in this type of surgery.

Comparison of this text with textbooks in the field by other authors, e.g., Borten, Gotz or Hunter, shows that the author has meticulously approached the basic laparoscopic technique as a segment of teaching laparoscopic surgery most important for surgeons. Considering many reports on complications encountered in laparoscopic surgery, precise instructions on the following elements are highly welcome indeed: introduction of trocar, secondary trocar, hemostasis, elimination of the preparation risk of monopolar electrical current, safe stitching, extra- or intra-abdominal surgical node tying, etc.

The next chapters deal with the most common laparoscopic procedures in general surgery. The author presents modern laparoscopic approach in a very edu-

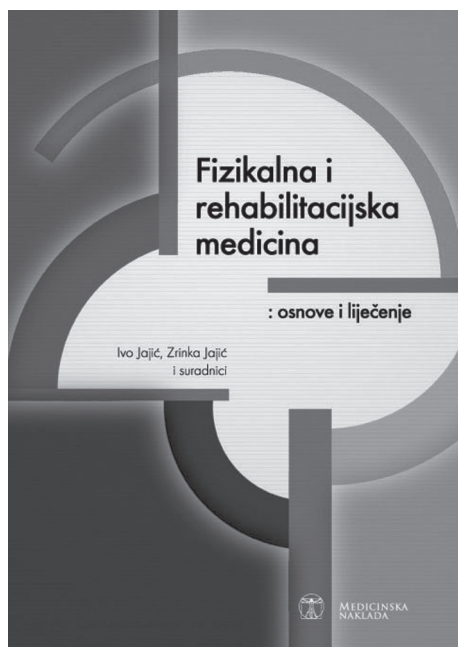
cational and easy-to-read way for residents in surgery as the target audience. Each operation is presented as a thoroughly discussed unit with all important elements for safe performance (patient position, surgical team, instrumentarium, anesthesiologist, surgery outcome, complications, etc.). The reader is provided a reminder summarizing all information mentioned before.

Some special techniques are also analyzed, e.g., endoscopic-laparoscopic approach to perforated gastric ulcer, a technique currently included in so-called hybrid surgical techniques through natural gaps, emphasizing the historical-futuristic note of the text.

The author is fully aware that laparoscopic surgery is still a novel field where mastering the method is as-

sociated with a number of complications; therefore, chapter 23 and conclusion are dedicated to laparoscopic complications. Beyond doubt, the author has provided the audience with a text that will teach them on laparoscopic surgery in a very responsible, serious and scientifically based manner. This material has its place in medical literature, especially in the scant supply of basic textbooks for surgeons at the beginning of their surgical education as well as for all those unable to improve their knowledge through literature. The interest and demand for such educational publications are great not only in the author's country but also elsewhere. The material presents great contribution to the scientific and educational establishment of laparoscopic surgery.

Miroslav Bekavac-Bešlin



FIZIKALNA I REHABILITACIJSKA MEDICINA: OSNOVE I LIJEČENJE (PHYSICAL AND REHABILITATION MEDICINE: FUNDAMENTALS AND MANAGEMENT) by Ivo Jajić, Zrinka Jajić et al., Medicinska naklada, Zagreb, 2008, 451 pages, 439 illustrations, format 17x24 cm, hard cover. ISBN 978-953-176-375-2, CIP 657955

A book entitled *Fizikalna i rehabilitacijska medicina: osnove i liječenje* (Physical and rehabilitation medicine: fundamentals and management), printed by Medicinska naklada from Zagreb, appeared in May 2008. The book containing latest concepts and numerous professional aspects in the field of physical medicine and rehabilitation has been adjusted to the guidelines issued by the European Society of Physical and Rehabilitation Medicine (ESPRM) in terms of the contents, program of work and profession development.

The authors Ivo Jajić and Zrinka Jajić, professors at Zagreb University School of Medicine, with coworkers, teachers at Schools of Medicine in Split and Rijeka, and other collaborators have conceived the book as a series of sections arranged by renowned experts in physical and rehabilitation medicine, orthopedics, neurology and occupational medicine from the Republic of Croatia.

The sections have been written by the following authors: Ivo Jajić (Historical development of physical and rehabilitation medicine); Zrinka Jajić (Clinical evaluation of patient condition; Physical examination of the musculoskeletal system); Čedomir Ljubić (Electrodiagnosis); Ivan Mikula (The principles of electromyoneurography); Ivo Jajić and Tomislav Nemčić (Diagnostic use of ultrasonography); Ivo Jajić (The physiology of pain); Ivo Jajić (The fundamentals of kinesiology); Zrinka Jajić (Electrotherapy); Frane Grubišić (Electrostimulation therapy); Marija Graberski-Matasović (Biofeedback); Ivo Jajić (Thermotherapy); Tonko Vlak (Photo-

therapy); Ivo Jajić (Ultrasound therapy); Ivo Jajić and Zrinka Jajić (Laser treatment); Dunja Barak-Smešny (Manual medicine; Massage); Zrinka Jajić (Traction); Ivo Jajić (Acupuncture); Ivo Jajić (Kinesitherapy); Tatjana Kehler (Hydrotherapy); Ivo Jajić (Balneotherapy); Zrinka Jajić (Climatotherapy); Thalassotherapy; Health tourism); Ivo Jajić (Physical therapy at home); Ivo Jajić (Education of patients and disabled persons); Ivo Jajić (Discussion with patients); Ivo Jajić (Pharmacotherapy in physical and rehabilitation medicine); Neven Kauzlarić (Orthotics); Katarina Sekelj-Kauzlarić (Health care and health insurance: principles in physical and rehabilitation medicine); Anka Mihalić and Vesna Sitar-Srebočan (Medical expertise in physical and rehabilitation medicine); and Ivo Jajić (Scientific research in physical and rehabilitation medicine). All these sections bring

the respective up-to-date aspects of the profession, making the book an interesting reading also for the various related specialties. The 49 topics elaborated in the book are richly illustrated by 406 figures, 33 tables and abundant recent reference lists enabling the reader to reach for additional information.

The book has been reviewed by eminent experts from Croatia and abroad, i.e. Professor Zmago Turk, School of Medicine in Maribor, Slovenia, Professor Aljoša Matejčić and Professor Vida Demarin from Zagreb. The book is a novelty in the Croatian medical publications, contributing to the knowledge and approach in the field of physical and rehabilitation medicine in a manner adjusted to the guidelines on the profession development in European Union.

Katarina Sekelj-Kauzlarić