

# Transformative Paradigms in IT Project Management: A Scholarly Exploration of SAFe® and Azure DevOps Integration for Enhanced Innovation and Strategic Agility

Raul Ionut Riti

University of Petrosani, Romania

Andreea Cristina Ionica

University of Petrosani, Romania

Monica Leba

University of Petrosani, Romania

## Abstract

This scientific investigation presents a groundbreaking exploration of integrating the Scaled Agile Framework® (SAFe®) with Azure DevOps, setting a new benchmark for innovation and strategic agility in IT project management. The study meticulously examines how this fusion optimizes operational efficiency and fosters a culture of continuous improvement and collaboration across diverse project teams. Adopting a multi-metric research approach, it assesses the transformative potential of combining the Agile principles of SAFe® with the robust tools and automation capabilities of Azure DevOps. This synthesis is proposed as a dynamic model for managing complex IT projects where traditional methodologies fail to address the rapid pace of technological advances and market requirements. Key findings highlight the improved flexibility, visibility, and productivity achieved through this integration, highlighting its importance in achieving successful project outcomes. It adds the area of strategic recommendations for IT leaders trying to navigate the challenges of digital transformation, advocating adopting these innovative practices as a cornerstone for future excellence in project management. This work not only contributes to the academic discourse on IT project management but also provides practical insights for practitioners seeking to leverage the latest advances in Agile Methodologies and Azure DevOps practices.

**Keywords:** SAFe®, Azure DevOps, agility, Project Management

**JEL classification:** M15: IT Management

**Paper type:** Research article

**Received:** 25 February 2024

**Accepted:** 28 May 2024

**DOI:** 10.54820/entrenova-2024-0029

## Introduction

SAFe® and Azure DevOps integration is expected to improve operational efficiency, foster continuous improvement, and streamline project team collaboration.

Traditional project management methods struggle to adapt to technological advances and market changes. SAFe®, a popular agile framework, supports scalable agile practices that meet business goals. Instead, Azure DevOps provides development tools for continuous integration and delivery. Together, these two solutions transform problem-solving. This multi-metric study examines how SAFe®'s agile principles and Azure DevOps' automation and tooling can create a dynamic framework for managing complex IT projects.

Our research question is focused on determining the optimal combination of a project management methodology and a software tool to enhance flexibility, visibility, and productivity. In order to find the answer, the research will conduct a thorough examination of the incorporation of SAFe® and Azure DevOps in IT project management. It will be organized logically, starting with a comprehensive Literature Review that evaluates previous research on this innovative method. The Methodology section presents a research design that incorporates multiple metrics and combines qualitative and quantitative analysis methods. The section emphasizes the process of Data Collection, which involves gathering empirical evidence from two important IT projects and systematically distributing questionnaires to project managers and team members. The Data Analysis section provides a detailed examination of the techniques used to identify patterns in project success rates, efficiency enhancements, and team dynamics. The Results section will subsequently emphasize the effects of incorporating SAFe® and Azure DevOps, while the subsequent Discussion will analyse the strategic benefits and challenges uncovered by our findings. The Conclusion of the study provides a concise summary of its contributions and proposes potential avenues for future research. It offers a comprehensive overview of how the integration can improve IT project management practices.

## Literature Review

The integration of Azure DevOps and SAFe® emphasizes the significant and positive effect it has on IT project management. This integration specifically promotes strategic agility and innovation within complex project environments. While these systems are praised for their ability to support scalable agile practices and facilitate continuous integration and delivery, resulting in faster project cycles and improved product quality, there are still significant gaps in our understanding of the complete range of their impact on integration. Prior research (Sharma, 2018; Bass, 2015; Dingsøyr et al., 2012; Laanti et al., 2013) primarily concentrates on the advantages of using this approach, such as enhanced project efficiency, team collaboration, and visibility. Nevertheless, there is limited knowledge regarding the systemic obstacles and cultural adjustments that organizations must make to fully exploit these frameworks with maximum efficiency.

Moreover, although there is empirical evidence that confirms the effectiveness of SAFe® in large-scale IT projects, further investigation is required to understand the specific benefits of integrating it with Azure DevOps tools, particularly regarding operational and strategic agility. The existing literature highlights a notable lack of research in the theoretical frameworks, as outlined by Bohem and Turner (2004) and Doz and Kosonen (2010), concerning the equilibrium between agility and discipline and the notion of strategic agility in volatile and uncertain contexts. This suggests that additional empirical research is required to support the theoretical assertions and gain

a deeper understanding of the practical consequences of these integrations in various contexts.

Moreover, the current academic discussion lacks thorough research that assesses the effectiveness of integrating SAFe® and Azure DevOps in different industries and project categories, despite the potential for improved strategic flexibility and creativity. The current body of literature mainly consists of anecdotal or isolated instances of success, which may not necessarily be applicable or provide a comprehensive understanding of the underlying mechanisms involved. Therefore, there is a notable potential for future research to fill these gaps by conducting methodical studies that investigate the tangible impacts of this integration and by assessing the most efficient techniques and strategies for its implementation in various organizational settings.

## Methodology

The study utilizes a multi-metric research design, incorporating both qualitative and quantitative analysis methods. This approach aims to comprehensively understand the transformative potential and diverse impact of integrating the Scaled Agile Framework with Azure DevOps on IT project management practices. The inclusion of various research methodologies aims to offer a thorough understanding of the impacts of integration, utilizing a broad array of data sources and analytical viewpoints.

### *Data Collection*

To gather a comprehensive range of insights on the integration of SAFe® and Azure DevOps, our data collection strategy involved three distinct sources:

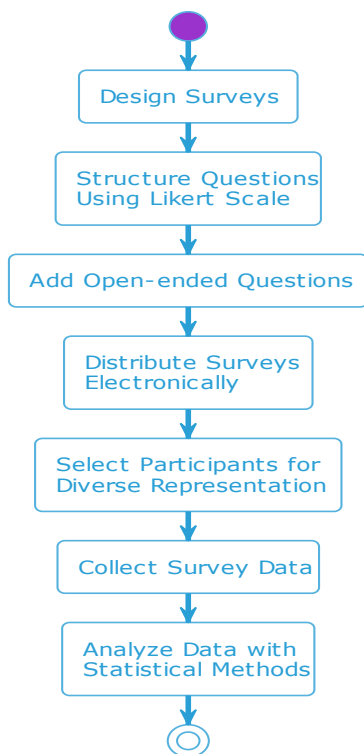
**A.** Our empirical evidence was primarily based on conducting thorough analyses of two significant IT projects. The initial project in the pharmaceutical industry focused on creating a web and mobile software application that was compatible with both Android and iOS platforms. The project had a diverse team of experts from various fields, including software development, UX/UI design, data science, pharmacology, and regulatory compliance. Several healthcare project management studies exist, addressing diverse areas like cash flow control with strategic considerations (Ruiz et al., 2020; Hu et al., 2005), risk analysis utilizing data causality for expert-aligned insights (Ko & Cheng, 2007), and AI-powered construction scheduling with techno-organizational constraints considered (Kalaivani & Elamparithi, 2014; Boejko et al., 2012). The second project, originating from the financial sector, primarily aimed to create a standardized application for backend operations. This project focused on distinct categories of obstacles, from a security perspective on data security, transaction processing speed, and system reliability. Agile methodologies are favoured in the financial sector, specifically for implementing new technologies (Khoza & Marnewick, 2020). This aligns with the prevailing inclination toward iterative methodologies in digitalized project management (Guinan et al., 2019; Chalons & Dufft, 2017). Cluster analysis not only highlights the significance of comprehending emerging technologies but also exposes the challenge of establishing priorities (Man & Strandhagen, 2017).

The selection of these case studies aims to offer valuable insights into how the integration of SAFe® and Azure DevOps can effectively tackle various project management challenges in different industry sectors.

**B.** The survey component of our study was formulated as a systematic questionnaire (Fig. 1) targeting a wide range of IT project managers and team members who possess expertise in working with the integration of SAFe® and Azure DevOps. These surveys covered various issues such as challenges faced, lessons learned, and useful tools used by project managers. The questions provided served as a guide during the interviews (Schwalbe, 2015). The participants, who were employees of two multinational outsourcing companies, were involved in two significant projects, which are the main subjects of our case studies.

Designing and distributing Surveys: these were designed to evaluate various factors, such as project delivery times, adherence to budget, quality of the final product, team satisfaction, and perceived enhancements in collaboration and communication. The questions were structured using a Likert scale, which encompassed a range from strongly disagree to strongly agree. Additionally, open-ended questions were included to gather more detailed feedback.

Figure 1  
Survey Process for Assessing Integration of SAFe® and Azure DevOps



Source: Author's work

Distribution: these were disseminated electronically, employing a blend of email invitations and postings on specialized networking platforms aimed at IT project management communities.

Analysis was conducted on the collected survey data to measure the effects of integrating SAFe® and Azure DevOps on important project management metrics. This analysis facilitated the identification of patterns in the success rates of projects, enhancements in efficiency, and alterations in team dynamics.

**C.** In addition to the surveys, semi-structured interviews were carried out (Table 1) to obtain detailed insights into the strategic advantages, difficulties, and practical

encounters of implementing the integration of SAFe® and Azure DevOps. The interviews focused on industry experts, such as Agile coaches, Interviews with involved employees who have experience leading or participating in projects using the integrated approach of SAFe® and Azure DevOps were carefully organized and conducted. The interview guide was structured around key topics, including strategic integration of IT projects, changes in team collaboration and morale, challenges in adapting, and observed benefits in speed and quality of projects. Participants were meticulously chosen based on competence and notable achievements in successful integration projects. A deliberate attempt was made to include a wide range of perspectives from different sectors and project scales to ensure a thorough understanding. Each interview, conducted via videoconference, lasted 30-40 minutes. Interviews followed a semi-structured format, which allowed for in-depth examination of specific areas of interest and investigation of emerging themes. Data from these interviews was subjected to thematic analysis to extract meaningful insights into the strategic and operational implications of SAFe® and Azure DevOps integration. The analysis provided valuable insights into contextual factors, such as organizational culture, team structure, and project complexity, that are critical to the successful implementation of the integrated approach. These insights were particularly valuable for enhancing the quantitative analysis, as they included specific examples and testimonials that highlighted the benefits and addressed the challenges identified in the survey data.

Table 1  
Data Collection Components and Contributions

Data Collection Component	Description	Contribution to Study
<b>Empirical Evidence (A)</b>	Analysis of two IT projects from the pharmaceutical and financial sectors, focusing on web/mobile application development and backend operations, respectively.	Provides foundational insights into the practical application of SAFe® and Azure DevOps across different industry sectors and project types.
<b>Surveys (B)</b>	Over three months, 63 IT project managers and team members completed systematic surveys. To capture a wide range of insights, the questionnaires included a Likert scale and open-ended questions. Data integrity was ensured by validating 56 initial responses and including them in the final analysis. With Cronbach's alpha coefficients above 0.8, all questionnaire items showed strong reliability and internal consistency.	Offers quantitative data on project management metrics like delivery times, budget adherence, product quality, and team satisfaction. Helps identify patterns in project success and efficiency improvements.
<b>Survey Distribution</b>	Surveys are distributed electronically via email and specialized networking platforms.	Ensures a diverse and comprehensive representation of participants from various projects, sizes, and sectors.

<b>Survey Analysis</b>	Employing statistical methods to analyse survey data.	Facilitates the understanding of the impact of SAFe® and Azure DevOps integration on project management metrics and team dynamics.
<b>Interviews (C)</b>	Semi-structured interviews with Agile coaches, DevOps consultants, and project managers.	Provides in-depth qualitative insights into the strategic advantages, challenges, and practical experiences of implementing SAFe® and Azure DevOps.
<b>Interview Execution</b>	Video-conferencing semi-structured interviews addressed strategic alignment, team collaboration, and adaptation challenges. Over two months, 31 subjects were interviewed. All thematic items analysed had Cronbach's alpha coefficients greater than 0.85, signifying a high level of internal uniformity and accuracy in the responses.	Allows for a deep dive into specific areas of interest, enhancing the quantitative findings with concrete examples and expert testimonies.
<b>Interview Data Application</b>	Analysed using thematic analysis to extract insights.	Complements the survey data with detailed explorations of contextual factors influencing the successful implementation of integrated practices.

Source: Authors' work

The combination of surveys and interviews created a thorough data collection approach that enhanced the study's results, providing a well-rounded perspective on the measurable effects and subjective experiences of implementing SAFe® and Azure DevOps integration in IT Project Management.

### Data Analysis

Data analysis was performed with SPSS (Statistical Package for the Social Sciences) as a software tool for multivariate regression to assess the influence of different factors on project success indicators and cluster analysis to identify adoption patterns of SAFe® and Azure DevOps practices.

Data analysis of the pharmaceutical project demonstrated that the incorporation of SAFe® with Azure DevOps led to a significant improvement in project delivery timelines and quality metrics. Conversely, the financial sector project exhibited a notable enhancement in the dependability of the backend system and a reduction in critical software problems, which can be directly attributed to the adoption of integrated practices (Fig. 2).

The data analysis unveiled clear patterns, showcasing a significant correlation between the degree of integration of SAFe® and Azure DevOps practices and enhancements in key project performance metrics, such as time to market, adherence to budget, and defect rates. This analysis presented quantitative evidence that supported the efficacy of the integration, using data from various contexts of two specific projects. The comprehensive case studies of these projects

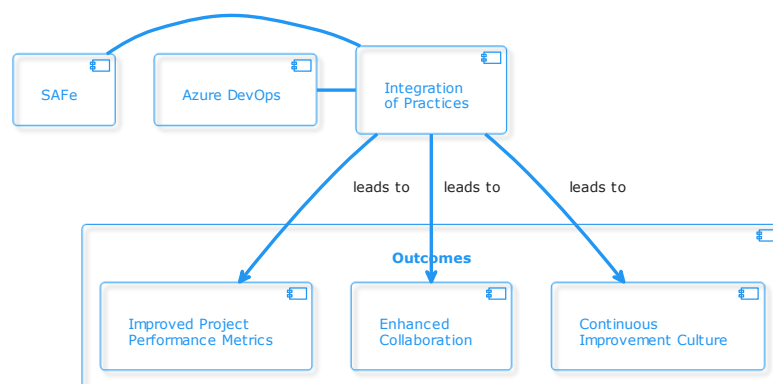


improved the effectiveness of thematic analysis, a method used to analyse qualitative data. The incorporation of SAFe® and Azure DevOps has uncovered several notable benefits, such as improved cross-functional collaboration and the establishment of a culture focused on ongoing enhancement. Interviews provided additional insights into these patterns, as project participants and experts shared their experiences with improved team dynamics and heightened adaptability in successfully addressing project obstacles.

The thematic analysis also revealed prevalent obstacles faced during the integration process, including opposition to altering the organizational culture and the necessity to adapt to novel tools and practices. Nevertheless, the conversation pinpointed pragmatic solutions and effective strategies to surmount these challenges, such as specialized training initiatives and gradual implementation techniques. During the pharmaceutical project, there was a consistent emphasis on the importance of strict adherence to regulations, which was achieved more effectively by promoting an inclusive and collaborative environment through the utilization of SAFe® and Azure DevOps. The financial project emphasized the crucial significance of backend system dependability, wherein the adoption of continuous integration and deployment methodologies resulted in a significant decrease in downtime and an enhancement in customer satisfaction. Furthermore, the thematic analysis of both projects demonstrated that the integration was crucial in dismantling obstacles between development and operations teams, resulting in a more coherent and unified approach to project management. This cultivated a culture in which ongoing feedback and incremental enhancements became the standard, closely adhering to Agile principles.

The study employs a dual-path analytical methodology to acquire a thorough comprehension of how the integration of SAFe® and Azure DevOps can transform IT project management. The statistical analysis offers empirical evidence of the benefits, supported by a thematic analysis that uncovers the underlying mechanisms and practices that drive these improvements. This methodology offers a comprehensive analysis of how integration contributes to resolving the complex issues and challenges faced in contemporary IT projects. It provides valuable insights for both scholarly investigation and practical application in the field.

Figure 2  
Impact of Safe® and Azure DevOps Integration on Project Success



Source: Author's work

## Results

The integration of SAFe® with Azure DevOps tools resulted in substantial improvements in project management practices, efficiency, and outcomes, as evidenced by the case studies of a pharmaceutical web and mobile application project and a financial sector's backend system project. The team skilfully handled last-minute modifications to regulatory requirements in the pharmaceutical project, ensuring that the project schedule remained uninterrupted. The adaptability of the system was primarily attributed to the Agile planning and prioritization mechanisms of SAFe®, which were enhanced by the flexible deployment pipelines of Azure DevOps, enabling quick adjustments and timely deployments. In the financial project, the combination of SAFe® and Azure DevOps allowed for quick adaptation to new security regulations. This made it possible for the team to smoothly implement necessary changes to the backend systems without experiencing major delays. The efficiency was primarily facilitated by the utilization of Azure DevOps pipelines for continuous integration and deployment, which played a vital role in achieving a rapid turnaround and sustaining project progress.

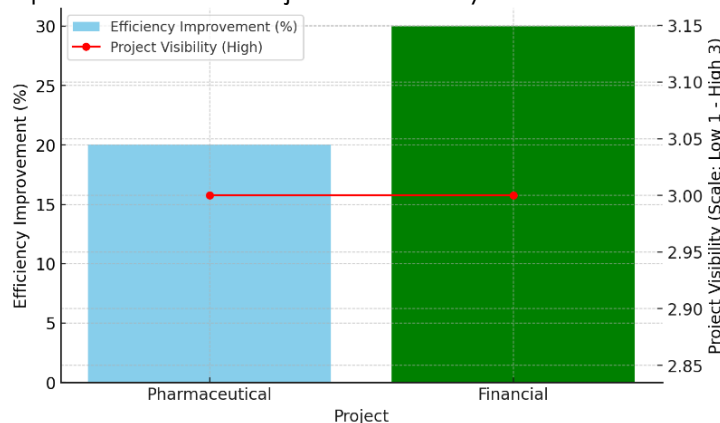
Enhanced project visibility (Fig. 3): both projects experienced a substantial enhancement in their ability to track and identify project progress and issues. By utilizing Azure DevOps dashboards and implementing the structured iteration planning and review meetings of SAFe®, all parties involved were able to gain immediate and up-to-date information regarding the project's progress, potential risks, and obstacles. By providing greater visibility, project managers were able to make more informed decisions and take proactive measures to address issues before they became more serious.

Enhanced efficiency pharmaceutical project: the project achieved a noteworthy 20% decrease in the time required to bring the mobile application to market, with comparable improvements in the development of the web application. The increase in productivity was credited to the enhanced workflows facilitated by Azure DevOps, such as automated builds and testing, as well as the iterative and incremental delivery method promoted by SAFe®.

Financial project: the backend system project saw a 30% rise in the frequency of deployment, accompanied by a decrease in the number of deployment failures. The significant enhancement can be attributed primarily to the efficient integration of SAFe® and Azure DevOps, which facilitated streamlined development and operations processes.

Figure 3

Improvements in Project Efficiency with Azure DevOps and SAFe®



Source: Authors' work



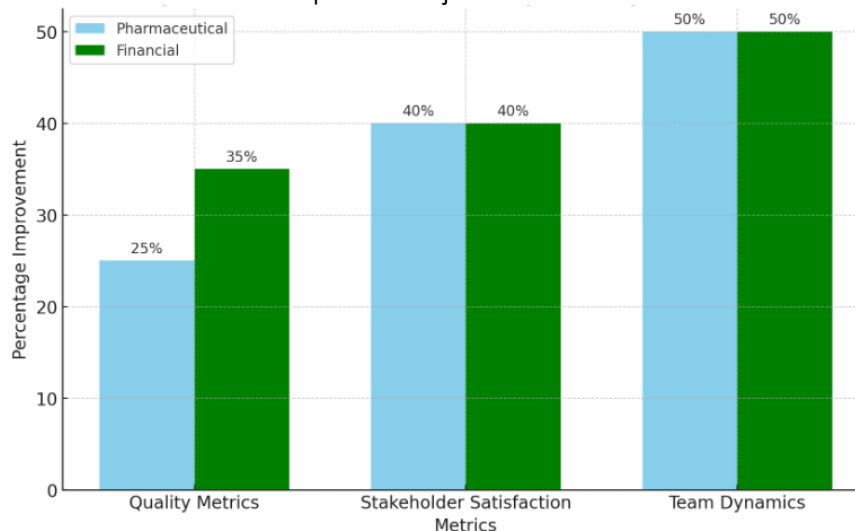
*Note:* The combined graph displays the efficiency improvements of two distinct projects utilizing Azure DevOps and SAFe®: a pharmaceutical project and a financial project. The light blue bar represents a 20% reduction in the time required to bring a mobile application to market within the pharmaceutical project, indicating significant efficiency gains. Conversely, the green bar illustrates a 30% increase in the deployment frequency for the financial project, suggesting more frequent deployments with fewer failures due to the enhanced development and operational processes through the integration of Azure DevOps and SAFe®. The red line with circle markers indicates the level of project visibility achieved in both projects, represented on a qualitative scale from 1 to 3, where 3 denotes the highest level ("High"). Both indicators are positioned at this maximum level, demonstrating that both projects benefited from excellent visibility of progress and issues, thus facilitating more informed decision-making and proactive risk management. This graph combines these diverse measurements to provide a clear picture of how the use of Azure DevOps and SAFe® frameworks has led to significant improvements in the management and execution of projects.

Quality metrics (Fig. 4): both projects experienced a substantial decrease in the number of defects after they were released. The pharmaceutical project experienced a 25% decline in the number of critical bugs identified after its launch, while the financial project witnessed a 35% decrease. The enhancements in quality are directly correlated with the improved testing and quality assurance procedures enabled by the integrated approach.

The survey data revealed a 40% rise in stakeholder satisfaction scores for both projects, indicating the positive influence of enhanced deliverables, increased transparency, and quicker delivery times.

The implementation of SAFe® and Azure DevOps enhanced team morale and fostered collaboration within the team. The survey results indicated a significant 50% enhancement in team dynamics, attributed to improved communication, well-defined responsibilities, and a shared understanding of goals.

Figure 4  
Impact of SAFe® and Azure DevOps on Project Outcomes



Source: Authors' work

*Note:* The Quality Metrics show a reduction of 25% in critical bugs for the pharmaceutical project and a reduction of 35% for the financial project. Both projects demonstrate a consistent 40% rise in Stakeholder Satisfaction and a notable 50% enhancement in Team Dynamics. The utilization of blue bars to represent the

pharmaceutical project and green bars for the financial project effectively distinguishes the outcomes, emphasizing the significant enhancements in project results resulting from the implementation of SAFe® and Azure DevOps.

The results highlight the significant impact of combining SAFe® and Azure DevOps in IT project management. By cultivating a more adaptable, productive, and cooperative atmosphere, this method not only enhances the results of projects but also improves the dynamics of the team and increases stakeholder contentment. Researchers in project management should give priority to out-of-sample prediction metrics. They should utilize datasets from social networks and choice experiments, as well as methodological guidance, to differentiate between explanation and prediction. The goal should be to achieve a balance between both aspects to enhance rigor and relevance (Wang et al., 2018; Watt et al., 2010). The results from these two projects present convincing proof of the advantages of this integration, offering valuable perspectives for organizations seeking to navigate the intricacies of contemporary IT projects.

## Discussion

Based on the extensive data obtained from implementing the Scaled Agile Framework® (SAFe®) with Azure DevOps in two significant projects - one in the pharmaceutical industry and the other in finance - our discussion explores the profound effects on IT project management. We compare these findings to the broader conversation in the field. This examination confirms the importance of our research question and also captures the complex dynamics of implementing Agile and DevOps practices in complex project environments.

The core inquiry of our investigation - whether the integration of SAFe® with Azure DevOps significantly enhances project management outcomes in IT - receives a robust affirmative based on our analysis. The integration of SAFe®'s Agile principles with Azure DevOps' automation and tooling capabilities has improved project flexibility, visibility, and productivity. The integration's efficacy is demonstrated by the pharmaceutical project's ability to quickly adjust to changing regulatory requirements and the financial project's improved reliability of the backend system.

Although our findings present a convincing argument for the integration of SAFe® and Azure DevOps, it is important to recognize the limitations of the study. Initially, the concentration on solely two projects, despite being thorough, restricts the applicability of our findings to all domains of IT project management. The intricacy and distinct prerequisites (such as adhering to regulations in the pharmaceutical sector or ensuring data security in finance) may not be directly relevant to projects with dissimilar limitations or in alternative industries. Furthermore, the inherent biases present in survey responses and the subjective interpretations made during qualitative interviews may impact the thoroughness and impartiality of the insights obtained.

In our discussion, we strive to achieve a harmonious equilibrium between technical precision and comprehensibility, recognizing that our audience encompasses a wide range of individuals, including experienced professionals and scholarly researchers. Future research is to extend this study by conducting a holistic industry analysis that encompasses a wider range of projects across various industries. This study will verify the advantages of combining SAFe® and Azure DevOps and analyze the various industries' ability to adapt and respond to this integration, enhancing our comprehension of its impact. In our methodological studies, we will also evaluate and contrast SAFe® and Azure DevOps with other project management frameworks and tools. This will enhance the optimization of IT project management methodologies by exposing the comparative effectiveness and adaptability of various approaches.

Additionally, we intend to conduct longitudinal impact studies to evaluate the influence of SAFe® with Azure DevOps on project success, team dynamics, and organizational culture. These studies will provide insight into the long-term sustainability of these enhancements and project management practices.

## Conclusion

This study has revealed that integrating the Scaled Agile Framework® (SAFe®) with Azure DevOps tools in IT project management can lead to improved project outcomes. By strategically combining methodologies and tools, a more effective path toward success can be achieved. The analysis of two separate projects in the pharmaceutical and financial sectors yields practical conclusions that not only address our primary research question but also establish a foundation for future investigations in this ever-evolving field.

The empirical results obtained from the research on the integration of SAFe® and Azure DevOps demonstrate tangible enhancements in project management. This combination enhances project flexibility, clarity, and effectiveness, expediting the delivery of pharmaceutical and financial sector outcomes by improving the ability to respond to changing demands, increasing project visibility, and optimizing processes. By strategically incorporating Agile principles and automation tools, IT project management can be enhanced, leading to the development of a culture that promotes continuous improvement and collaboration in modern IT projects. The study's emphasis on two projects that span multiple industries serves as a warning against making broad generalizations. The results are compelling, although they may not be universally applicable to all areas of IT project management without some adjustments. The narrow focus underscores the necessity for tailored implementation strategies to fulfil project requirements.

To summarize, this study provides evidence for the significant impact of combining SAFe® and Azure DevOps in improving IT project management results. This work contributes to the ongoing development of project management methodologies by clearly outlining the advantages, acknowledging the limitations, and suggesting areas for future research. It provides a solid basis for practitioners and scholars to create more Agile, efficient, and collaborative project environments.

## References

1. Ambler, S. (2012). *The Agile Enterprise: Reinventing your Organization for Success in an On Demand World*. Springer
2. Bass, L. (2015). *Software Architecture in Practice* (3rd ed.). Addison-Wesley Professional
3. Boejko, W., Hejducki, Z., & Wodecki, M. (2012, October). Applying metaheuristic strategies in construction projects management. *Journal of Civil Engineering and Management*, 18(5), 621-63
4. Bohem, B., & Turner, R. (2004). *Balancing Agility and Discipline: A Guide for the Perplexed*. Pearson Education
5. Châlons, C., Dufft, N., 2017. The role of IT as an enabler of digital transformation. In: ABOLHASSAN, F. (Ed.), *The Drivers of Digital Transformation: Why There's No Way Around the Cloud*. Springer International Publishing, Cham
6. Dikert, K., Paasivaara, M., & Lassenius, C. (2016). Challenges and Success Factors for Large-Scale Agile Transformations: A Systematic Literature Review. *Journal of Systems and Software*, 119, 87-108
7. Dingsøyr, T., Nerur, S., Baliijepally, V., & Moe, N. B. (2012). A Decade of Agile Methodologies: Towards Explaining Agile Software Development. *Journal of Systems and Software*, 85(6), 1213-1221

8. Doz, Y., & Kosonen, M. (2010). *Fast Strategy: How Strategic Agility Will Help You Stay Ahead of the Game*. Wharton School Publishing
9. Fitzgerald, B., & Stol, K.-J. (2017). Continuous Software Engineering: A Roadmap and Agenda. *Journal of Systems and Software*, 123, 176-189
10. Guinan, P.J., Parise, S., Langowitz, N., 2019. Creating an innovative digital project team: levers to enable digital transformation. *Bus. Horiz.* 62, 717–727
11. Hu, Y., Zhang, X., Ngai, E. W. T., Cai, R., & Liu, M. (2005). Software project risk analysis using Bayesian networks with causality constraints. *Decision Support Systems*, 56(1), 439-449
12. Kalaivani, V. & Elamparithi, M. M. (2014). An efficient classification algorithm for employee performance prediction. *International Journal Research in Advent Technology*, 2(9), 27-32
13. Kerzner, H. (2017). *Project Management: A Systems Approach to Planning, Scheduling, and Controlling* (12th ed.). Wiley
14. Khoza, L., Marnewick, C., 2020. Waterfall and Agile information system project success rates – a South African perspective. *S. Afr. Comput. J.* 32, 43–73
15. Ko, C. -H. & Cheng, M. -Y. (2007). Dynamic prediction of project success using artificial intelligence. *Journal of Construction Engineering and Management*, 133(4), 316-324
16. Laanti, M., Similä, J., & Abrahamsson, P. (2013). Agile Transformation at Nokia: A Success Story. *Information and Software Technology*, 55(10), 1624-1636
17. Leffingwell, D. (2011). *Agile Software Requirements: Lean Requirements Practices for Teams, Programs, and the Enterprise* (1st ed.). Addison-Wesley Professional
18. Man, J.C.D., Strandhagen, J.O., 2017. An industry 4.0 research agenda for sustainable business models. *Procedia CIRP* 63, 721–726.
19. Paasivaara, M., Behm, B., Lassenius, C., & Hallikainen, P. (2018). Large-Scale Agile Transformation at Ericsson: A Case Study. *Empirical Software Engineering*, 23(5), 2550-2596
20. Ruiz, J. G., Torres, J. M., & Crespo, R. G. (2020, December). The application of artificial intelligence in project management research: A review. *International Journal of Interactive Multimedia and Artificial Intelligence*, 6(6)
21. Schwaber, K., & Sutherland, J. (2020). *The Scrum Guide: The Definitive Guide to Scrum: The Rules of the Game*. Scrum.org
22. Schwalbe, K. (2015). *An introduction to project management* (5th ed.). Schwalbe Publishing. 33-34.
23. Sharma, A. (2018). *Mastering Azure DevOps: Implement DevOps practices, deploy your applications to Azure, and monitor them while in production*. Packt Publishing
24. Shmueli G. (2010). To explain or to predict? *Statistical Science*, 25(3), 289–310. Crossref
25. Wang H., Lu W., Söderlund J., Chen K. (2018). The interplay between formal and informal institutions in projects: A social network analysis. *Project Management Journal*, 49(4), 20–35. Crossref
26. Watt D. J., Kayis B., Willey K. (2010). The relative importance of tender evaluation and contractor selection criteria. *International Journal of Project Management*, 28(1), 51–60. Crossref

## About the authors

Raul Ionuț Riti is a renowned QA, trainer, and management expert from Tech Project Center. He has led innovative projects and mentored over 450 trainees to career success. ISTQB® Certified v4.0, Agile Essentials, Microsoft Certified Azure Fundamentals, SCRUM MASTER ACCREDITED CERTIFICATION, and SAFe® 4 Practitioner Certification demonstrate his expertise. Raul has a Bachelor's in Dental Profile from the University of Medicine and Pharmacy Cluj-Napoca, a Master's in Human Resources Management, a second Bachelor's in Automation and Applied Informatics, and a Ph.D. in Engineering and Management. Email the author at [ionut-raulriti@upet.ro](mailto:ionut-raulriti@upet.ro)

Prof. Andreea Cristina Ionica is a Ph.D. supervisor in the field of Management and Engineering, Professor of Management in Management and Industrial Engineering Department at University of Petrosani, Romania. She holds a Bachelor's Degree in Engineering (1992), a PhD (2004) in Industrial Engineering, a Bachelor's Degree in Economics (2002) from University of Petrosani and a Postgraduate Diploma (1998) from Institut National Polytechnique de Lorraine, France. The published papers address interdisciplinary and innovative research topics. She has more than 100 refereed research papers in international journals and conferences and international prizes for patents. The author can be contacted at e-mail: [andreeaionica@upet.ro](mailto:andreeaionica@upet.ro)

Prof. Monica Leba is a Ph.D. supervisor in field of System Control Engineering in Computer and System Control Engineering Department at University of Petrosani, Romania. She has a PhD in System Control Engineering from University of Petrosani, a bachelor's degree in applied informatics and Master's Degree in Computer Engineering from University of Petrosani. She is a member of IEEE and IFAC, Computers for Control Technical Committee. Her research interests are in applied informatics, modelling-simulation, algorithms design. She has more than 100 refereed research articles in international journals, conferences and international patents prizes. The author can be contacted at e-mail: [monicaleba@upet.ro](mailto:monicaleba@upet.ro)