

2  
3  
4  
5  
6  
7  
8  
9  
10  
11  
12  
13  
14  
15

**Supplementary material to**  
**CoNb<sub>2</sub>O<sub>6</sub> embedded in graphene nanosheets as an advanced intercalation anode for high-energy lithium-ion capacitors**

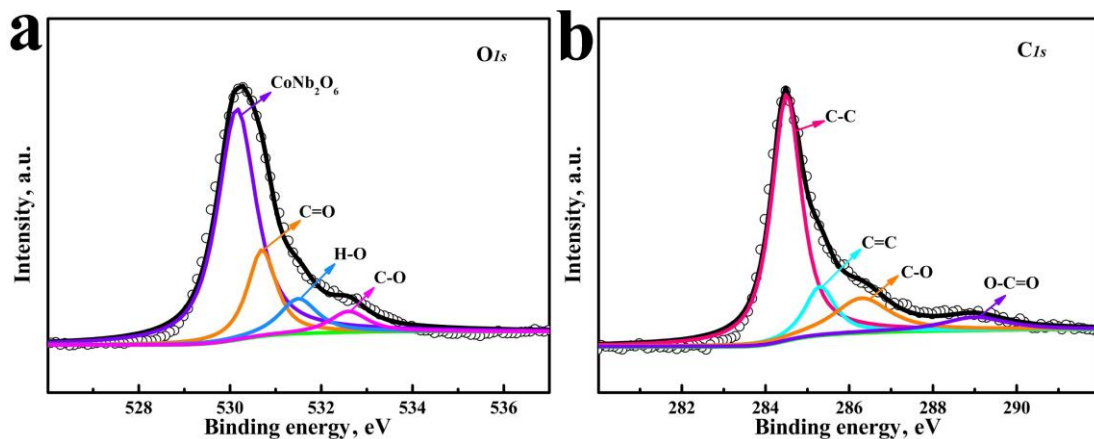
Yaohong Hai<sup>1</sup> , Xu Zhang<sup>1,2</sup> , Fuyan Ma<sup>1</sup> , Yuxuan Chen<sup>1</sup> , Lixiong He<sup>1</sup> ,  
Shiyi Zhang<sup>1</sup> , Chunping Hou<sup>1,2</sup> , Zhongli Zou<sup>1,2</sup>  and Kui Cheng<sup>3</sup> 

<sup>1</sup>School of Materials Science and Engineering, North Minzu University, Yinchuan, 750021, China

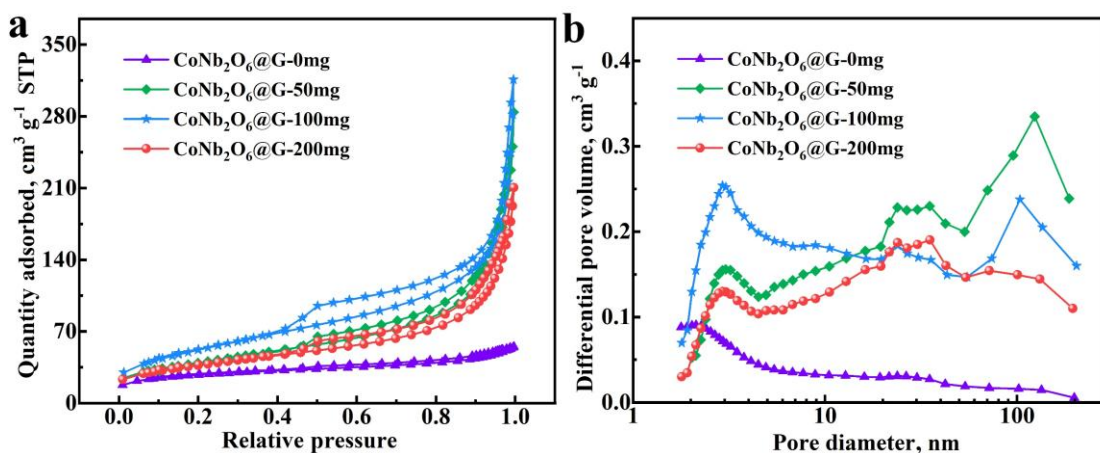
<sup>2</sup>Ningxia Research Center of Silicon Target and Silicon-Carbon Negative Materials Engineering Technology, China

<sup>3</sup>College of Engineering, Northeast Agricultural University, Harbin, 150030, China

*J. Electrochem. Sci. Eng.* **16** (2026) 2951; <http://dx.doi.org/10.5599/jese.2951>



**Figure S1.** High-resolution XPS spectra of O 1s (a) and C 1s (b) of CoNb<sub>2</sub>O<sub>6</sub>@G-100mg




**Figure S2.** (a) N<sub>2</sub> adsorption-desorption isotherms and (b) pore size distribution curves of CoNb<sub>2</sub>O<sub>6</sub>@G-x

16  
17  
  
18  
19

20

**Table S1.** Specific surface area of the samples prepared with different amounts of graphene

Sample	BET surface area, m <sup>2</sup> g <sup>-1</sup>	Desorption average pore diameter (by BET), nm
CoNb <sub>2</sub> O <sub>6</sub> @G-0mg	91.6	5.56
CoNb <sub>2</sub> O <sub>6</sub> @G-50mg	141.45	13.98
CoNb <sub>2</sub> O <sub>6</sub> @G-100mg	191.51	9.47
CoNb <sub>2</sub> O <sub>6</sub> @G-200mg	130.65	11.36

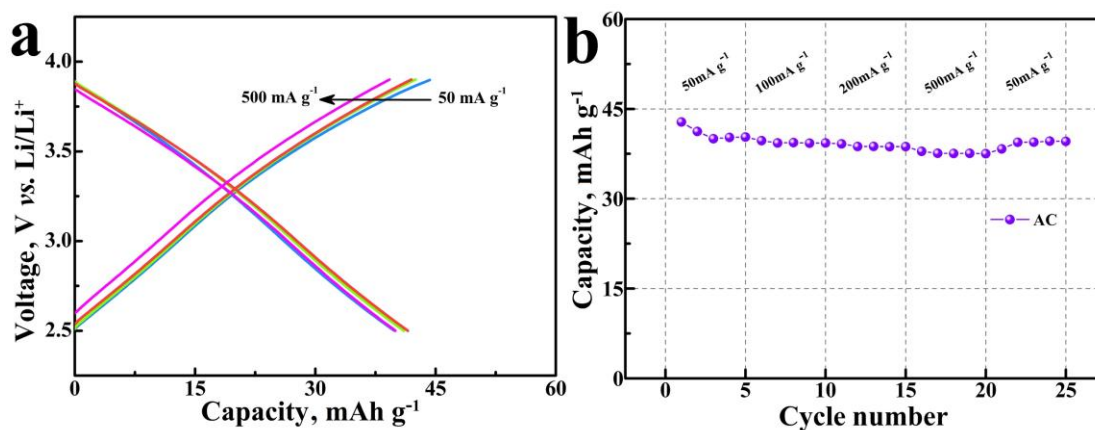


21

22

23

**Figure S3.** SEM images of CoNb<sub>2</sub>O<sub>6</sub>@G-0mg (a), CoNb<sub>2</sub>O<sub>6</sub>@G-50mg (b), CoNb<sub>2</sub>O<sub>6</sub>@G-100mg (c) and CoNb<sub>2</sub>O<sub>6</sub>@G-200mg (d)



24

25

**Figure S4.** Electrochemical performance of AC

26

27