

## ELECTROCHEMICAL TESTING OF PASSIVITY STATE AND CORROSION RESISTANCE OF SUPERMARTENSITIC STAINLESS STEELS

Received – Prispjelo: 2008-09-09  
Accepted – Prihvaćeno: 2009-01-25  
Original Scientific Paper – Izvorni znanstveni rad

On low interstitial - supermartensitic stainless steels (X1CrNiMo 12-5-1, X2CrNiMo 13-6-2, X1CrNiMo 12-6-2) the electrochemical potentiodynamic polarization tests were carried out and the passive state stability and localized corrosion resistance were compared and evaluated. The effect of quenching and tempering as well as the changes in microstructure on polarisation curves and corrosion properties at room temperature were established. Small differences in chemical composition of steels were also registered on their corrosion parameters changes and resistance.

*Key words:* martensitic stainless steel, heat treatment, polarization test, corrosion properties

**Elektrokemijsko ispitivanje stabilnosti pasivnog stanja i korozijske otpornosti supermartenzitnog nehrđajućeg čelika.** Rad prikazuje usporedbu i procjenu stabilnosti pasivnog stanja i lokalnu otpornost koroziji temeljem ispitivanja elektrokemijske potenciodinamičke polarizacije nisko-intersticijskih supermartenzitnih nehrđajućih čelika (X1CrNiMo 12-5-1, X2CrNiMo 13-6-2, X1CrNiMo 12-6-2). Utvrđeni su utjecaj poboljšavanja čelika i mikrostrukturne promjene na polarizacijskim krivuljama uzoraka te korozijska svojstva pri sobnoj temperaturi. Uočena je i povezanost malih odstupanja kemijskog sastava čelika s promjenom korozijskih parametara i korozijskom otpornošću.

*Ključne riječi:* nehrđajući martenzitni čelik, toplinska obrada, polarizacijsko ispitivanje, korozijska svojstva

### INTRODUCTION

Low interstitial high alloyed martensitic stainless steels (supermartensitic, SMSS) with higher values of strength properties, good weldability and reasonable corrosion resistance are used mainly in the oil and gas industry, flow lines, offshore structures and they are perspective in other branches (chemistry, transport). Considerable attention has been devoted to stress corrosion cracking in hydrogen or H<sub>2</sub>S containing environments [1].

Classical martensitic stainless steels (0,1 – 1 % C, 12 – 18 % Cr, Mo < 1,5 %) have a lower corrosion resistance in comparison with other groups of stainless steels. Supermartensitic stainless steels were developed from the original “COR” martensites (X5CrNiMo 13-4) [2] with reduced content of interstitial elements C + N to 0,01 %.

The corrosion resistance of super-martensitic steels is between martensitic and duplex stainless steels (X2CrNi 23-4). The super-martensitic steel can replace more expensive duplex or austenite stainless steels in some environments.

Supermartensitic steels have good corrosion resistance in CO<sub>2</sub> containing water solutions. Three types of supermartensitic steels are used: a) lean alloy: 10 – 12 % Cr and 2,5 % Ni, b) medium alloy: 11 - 13 % Cr, 4 – 5 % Ni, 1 - 2 % Mo, d) high alloy 11 – 13 % Cr, 6 – 7 % Ni, 2 – 3 % Mo (recommended for CO<sub>2</sub> containing environment with small amount of H<sub>2</sub>S). Some SMSS contain addition of Cu < 1,5 %, N < 0,1 %, and small amounts of Al, Co, Nb, V. Metallurgy of SMSS is controlled by requirement that structure at all cooling rates would be martensitic without δ ferrite.

The aim of this contribution was to investigate passive state stability and pitting corrosion resistance of stainless steels X1CrNiMo 12-5-1, X2CrNiMo 13-6-2 and X1CrNiMo 12-6-2 after quenching and tempering on the basis of standard potentiodynamic polarization tests. These tests are useful for assessment of heat treatment and structure influence on corrosion properties.

### TESTED STAINLESS STEELS

The chemical composition of the steels is given in Table 1, where the values of pitting resistance equivalent PRE = (Cr)+3,3(Mo)+16(N) (wt. %) are also calculated. The control microanalysis was performed on the device JEOL JSM6490 LV.

S. Lasek, V. Číhal, M. Blahetová, Faculty of Metallurgy and Materials Engineering, VŠB-TU Ostrava, Czech Republic  
L. Strílková, Material & Metallurgical Research, Ltd. Ostrava, Czech Republic

Table 1. Composition of tested steels

steel	X1CrNiMo	X1CrNiMo	X2CrNiMo
w <sub>i</sub> /%	12-5-1	12-6-2	13-6-2
C	0,014	0,011	0,017
Mn	1,03	0,56	0,55
Si	0,38	0,30	0,30
P	0,024	0,026	0,030
S	0,003	0,001	0,001
Cr	11,65	12,36	12,98
Ni	4,73	6,22	6,15
Mo	1,42	2,33	2,37
Al	0,001	0,02	0,001
N	0,012	0,011	0,010
Ti	-	0,10	0,10
Cu	0,25	0,15	-
PRE	16,5	20,2	20,9

Heat treatment can influence significantly the mechanical properties and corrosion resistance of supermartensitic steels. The quenching of steels consisted of heating up to 970 °C, holding time 1,0 hour and cooling in air. After quenching the one half of samples were tempered at 600 °C/6 h/air. The metallographic observations of structure were performed on the as-received, quenched and tempered steels (Figures 1-3).



Figure 1. Microstructure of quenched steel X2CrNiMo 13-6-2

In the quenched state were observed fine martensite structure and small amount of retained austenite.

After tempering the reverse austenite (20 - 22 %) was detected by X-ray diffraction. In stainless steel X1CrNiMo 12-5-1,  $\delta$ -ferrite was also observed that can influence mechanical and corrosion properties [1, 3].

The specimens for electrochemical corrosion tests were made of tubes  $\varnothing 200 \times 20$  mm or thick plates, their exposed surfaces were finished by fine SiC paper (up to no. 1200), wet grinding and cleaning.

Passive state stability and resistance to pitting has been tested by the standard method [4], which is applied




Figure 2. Tempered steel X2CrNiMo 13-6-2 micro-structure

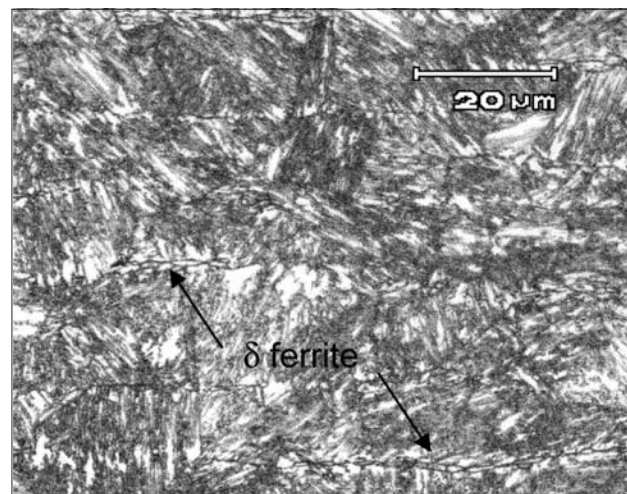


Figure 3. Microstructure of tempered steel X1CrNiMo 12-5-1 with  $\delta$  ferrite

for stainless steels. Inside pits as stress concentrators a solution is more acid and aggressive that can initiate stress corrosion cracking or fatigue.

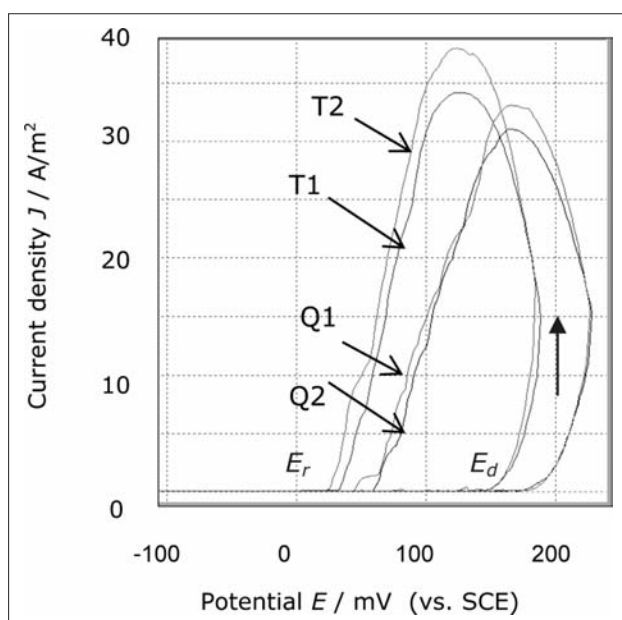
The potentiokinetic (potentiodynamic) polarization reactivation method has been developed for testing and evaluation of intergranular corrosion sensitivity as well as stability of passive state [5].

Polarization methods for pitting and/or intergranular corrosion and passive state stability of stainless steels were used also in the works [6-8].

## RESULTS AND DISCUSSION

Potentiodynamic cyclic measurements of pitting resistance were carried out according to standard [4] using potentiostat PGP201 and a special corrosion cell with 1,0 mol/l NaCl water solution at room temperature. The exposed area 0,5 - 1 cm<sup>2</sup> and polarization rate 0,3 mV/s were set up. Potential was measured by saturated calomel electrode (SCE).

Examples of potentiodynamic polarization curves (loops) are documented in Figure 4 and further results of pitting are compared in Table 2.



**Figure 4.** Potentiodynamic polarization curves of pitting. Steel X1CrNiMo 12-6-2 after quenching (Q) and tempering (T). The first (1) and second (2) cycles. Depassivation ( $E_d$ ) and re-passivation ( $E_r$ ) potentials

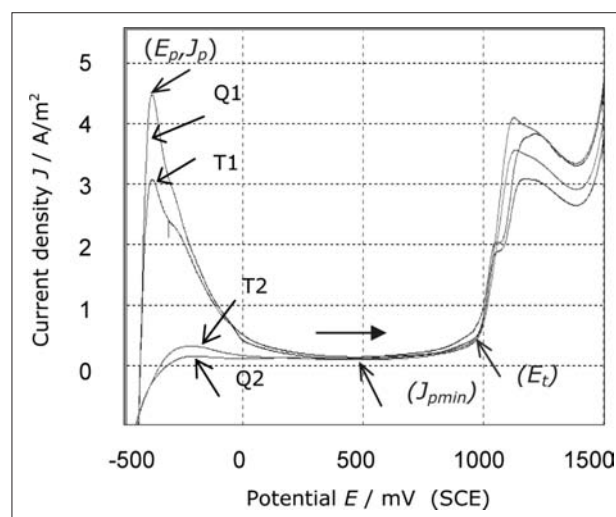
A higher resistance to pitting is characterized by higher values of depassivation ( $E_d$ , at  $J = 1,0 \text{ A/m}^2$ ) and re-passivation ( $E_r$ , at  $J = 0,1 \text{ A/m}^2$ ) potentials. The corrosion potential ( $E_{cor}$ ,  $J = 0$ ) and differences ( $E_d - E_{cor}$ ) or ( $E_r - E_{cor}$ ) must also be considered under given conditions.

The results (Table 2) have shown a better resistance of quenched (Q) steels to pitting in comparison with tempered (T) ones and higher values of pitting potentials ( $E_d$ ,  $E_r$ ) for steels with 2,3 % Mo. This is explained by chromium carbide formation and Cr depletion of matrix. In summary the tested stainless steels (Table 1) have similar resistance to pitting in water chloride solution as commercial austenitic steel CrNi.18-10. Pitting resistance equivalent (PRE  $\approx 20$ ) has nearly equal values for both steel types.

**Table 2. Results of pitting corrosion test**

steel	heat treat.	$E_d$	$E_r$	$E_{cor}$	cycle
		mV	mV	mV	
X1 CrNiMo 12-5-1	Q	178	18	-156	1
		167	0	-168	2
	T	160	-16	-134	1
		110	-50	-166	2
X1 CrNiMo 12-6-2	Q	163	54	-153	1
		132	75	-151	2
	T	147	13	-219	1
		120	2	-106	2
X2 CrNiMo 13-6-2	Q	176	42	-99	1
		172	56	-103	2
	T	143	23	-103	1
		137	32	-114	2

On the basis of potentiodynamic polarization curves in large potential range (Figure 5) the parameters related to the passive state of quenched (Q) and tempered (T) steels were determined, see Table 3: critical passivation potential ( $E_p$ ), critical passivation current density ( $J_p$ ), minimal current density in passive state ( $J_{pmin}$ ) and transpassive potential ( $E_t$ ). The difference ( $E_t - E_p$ ) as the range of passive area can be also calculated.



**Figure 5.** Polarization curves of steel X1CrNiMo12-5-1, quenched (Q) or tempered (T) state. Testing in water solution 0,5 mol/l  $\text{H}_2\text{SO}_4$ , 25 °C, first and second cycles (1,2)

On the basis of this test the relatively small differences were found out in the stated parameters according to chemical composition and/or heat treatment. For example the passive area width is approximately 1,1 V for steels X2CrNiMo 13-6-2 and X1CrNiMo 12-6-2 and/or 0,98 V for steel X1CrNiMo 12-5-1.

**Table 3. Results of potentiodynamic polarization test of steels**

steel	heat treat.	$E_p$	$J_p$	$J_{pmin}$	$E_t$
		mV	$\mu\text{A/cm}^2$		
X1 CrNiMo 12-5-1	Q	-378	446	11,9	941
		-202	13,7	8,9	935
	T	-379	305	8,7	952
		-218	30,7	7,3	915
X1 CrNiMo 12-6-2	Q	-350	100	12,0	950
		-231	11,3	4,8	990
	T	-237	137	11,0	980
		-220	17	6,9	998
X2 CrNiMo 13-6-2	Q	-341	117	11,2	952
		-200	16,7	7,6	938
	T	-327	91,2	10,8	956
		-197	11,2	7,6	936

Significant lower values of current density in the active state ( $J_p$ ) in the second cycles can be explained by

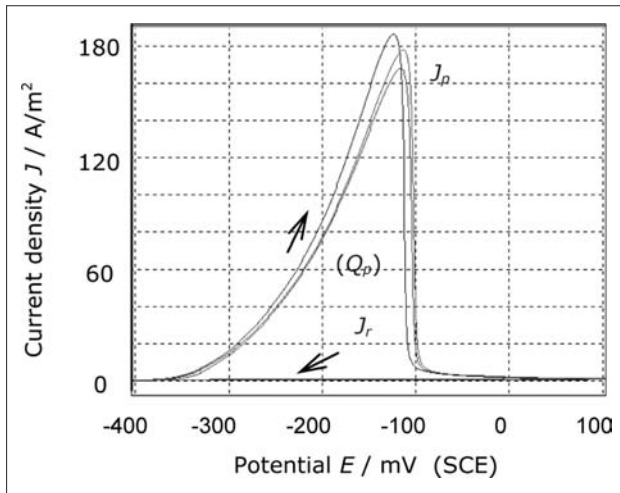


Figure 6. Quenched steel X1CrNiMo12-6-2. Potentiokinetic reactivation test (EPR, three cycles, see Table 4)

passivation during first cycle. This outlines the possibility of electrochemical passivation of tested steel in certain solutions.

By means of electrochemical potentiokinetic reactivation (EPR) method [5] the resistance to localized (intergranular, interphase) corrosion was tested in standard water solution 0,5 mol/l H<sub>2</sub>SO<sub>4</sub> + 0,01 mol/l KSCN. On quenched steels X2CrNiMo 13-6-2 and X1CrNiMo 12-6-2 the higher stability of passive state to localized corrosion were found out in comparison with state after tempering, Figure 6 and 7.

These tempered steels have shown increased values of reactivation ratios of current and/or charges as consequence of dissolution of chromium depleted local areas. The recorded double current peak is consequence of different rate of dissolution of austenite and martensite in the active state, Figure 7. Austenite area contains more nickel and related peak is shifted to higher potential values.

In Table 4 the results of EPR method are compared for tested steels and heat treatments. The steel is resistant to localized (intergranular, interphase) corrosion if values of reactivation ratios  $J_r/J_p$  are smaller than 1%, slight sensitivity corresponds to values  $J_r/J_p$  in the range 1-5 % and steel is sensitive to this corrosion at  $J_r/J_p > 5$  % [5].

The steel X1CrNiMo 12-5-1 (lower contents of Cr, Mo, Ni) has much higher values of anodic current density peak and reactivation ratios than other tested steels, Table 4.

The higher are values of reactivation ratios  $J_r/J_p$  or  $Q_r/Q_p$ , the smaller is the stability of passive state and corrosion resistance. Values of electric charges  $Q_p$  and  $Q_r$ , passing through unit of exposed surface, are proportional to the area under corresponding peaks ( $Q = \int J(t) dt$ , where  $t$  - time).

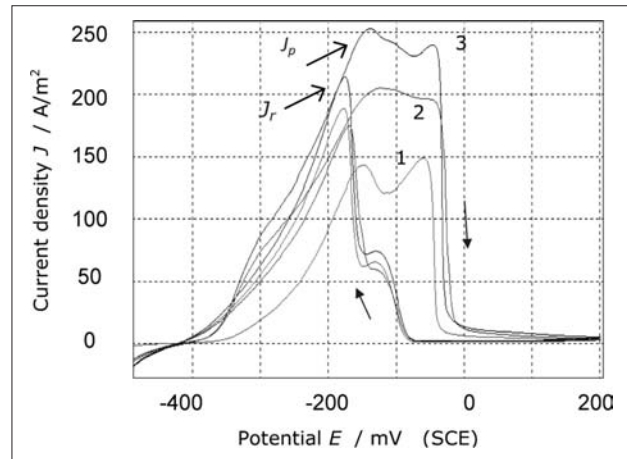


Figure 7. Polarization curves of tempered stainless steel X1CrNiMo 12-6-2. Standard solution, 3 cycles

Table 4. EPR test results. Passivation ( $J_p$ ) and reactivation ( $J_r$ ) current density or reactivation ratios ( $J_r/J_p$  or  $Q_r/Q_p$ ). Heat treatment : Q – quenching, T - tempering

steel	heat treat.	$J_p$	$J_r$	$J_r/J_p$	$Q_r/Q_p$
		mA/cm <sup>2</sup>		%	%
X1 CrNiMo 12-5-1	Q	38,9	12,8	32,9	30,9
		42,2	15,0	35,5	33,4
		38,8	14,1	36,5	30,8
	T	34,4	31,8	92,3	76,7
		42,1	36,8	87,3	60,1
		44,4	37,2	83,8	59,0
X1 CrNiMo 12-6-2	Q	18,6	0,005	0,029	0,07
		16,7	0,015	0,090	0,03
		17,7	0,031	0,173	0,45
	T	14,8	18,8	126,8	88,2
		20,5	17,4	85,1	46,3
		25,2	21,3	84,6	47,7
X2 CrNiMo 13-6-2	Q	15,7	0,1	0,636	0,97
		14,1	0,05	0,354	0,46
		15,7	0,07	0,446	0,23
	T	22,8	23,6	103,2	78,0
		27,3	22,8	83,6	50,9
		32,2	28,4	88,3	55,5

## CONCLUSION

Corrosion electrochemical standard tests of supermartensitic stainless steel X1CrNiMo 12-5-1, X1CrNiMo 12-6-2 and X2CrNiMo 13-6-2 carried out in this work justified the conclusions:

The small differences in chemical composition of steels were detected as relatively small changes in electrochemical characteristics and parameters of pitting corrosion as well as passive state stability.

These steels after tempering (600 °C/6 h/air) have lower corrosion resistance in comparison with quenched

states. This difference is explained by higher heterogeneity of structure and changes of chemical composition in tempered state.

The most sensitive method for detection of chemical and/or structural changes of investigated steels is electrochemical potentiokinetic reactivation (EPR) method. Higher differences in corrosion parameters of steels were measured by this method.

*The work was supported by the project of the Grant Agency of Czech Republic No.106/06/1621 "Corrosion resistance of high alloy materials in passive state".*

## REFERENCES

- [1] E. Heier, B-A Hugaas, G. Heiberg, *Stainless Steel World*, Maastricht (2005) 305- 313.
- [2] V. Číhal, *Intergranular Corrosion of Steels and Alloys*, Elsevier – SNTL, Amsterdam-Prague,1984.
- [3] F. Tehovnik, B. Arzenšek, B. Arh, *Metalurgija*, 47 (2008) 2, 75-76.
- [4] ASTM G 61-86: Standard Test Method for Conducting Cyclic Potentiodynamic Polarization Measurements for Localized Corrosion Susceptibility of Iron-, Nickel-, or Cobalt-Base Alloys, Annual Book of ASTM Standard, Vol. 03.02, 2001, 223-227.
- [5] ISO 12732: Method for Electrochemical Potentiokinetic Reactivation Test (Based on Cíhal's Method), 2006, 14.
- [6] N. Alonso-Faileros, M. Magri, I.G.S Failleros, *Corrosion*, 55 (1999) 8, 769-778.
- [7] J. Vojvovič Tuma, R. Celin, *Metalurgija* 46 (2007) 3, 173-178.
- [8] I. Juraga, V. Šimunovič, D. Španiček, *Metalurgija* 46 (2007) 3, 185-189.

**Note:** The responsible translator for English language is S. Lasek, Czech Republic.

# INSTRUCTIONS TO THE AUTHORS (with the appendix "Additional Important Warning to Authors for Journal *Metalurgija*")

In order to farther enhance the scientific level of the journal *Metalurgija* and to improve its appearance, former "The instructions to the authors" have been supplemented and the authors are kindly asked to prepare their manuscripts according to the new instructions.

The journal *Metalurgija* publishes papers in the field of metallurgy and related fields (physics, chemistry, chemical engineering, mechanical engineering, environmental protection etc) if they are interesting from the view of metallurgy.

The paper should be written and prepared in accordance with the following instructions:

- the paper must be unpublished and properly prepared for printing,
- papers will be printed in Latin letters, in the Croatian (=163.42), or English (=111) language. The paper must be prepared using the proper standard English language. Name and address of the responsible translator (or language lecturer) to be indicated at the end of the article as a Note.
- Authors are obliged to make format of an article personally by pages as it is going to be edited in the *Metalurgija* journal, 2 columns; page A4. Max. length of an article up to 5 pages of the Journal; illustrations are included (figures and tables). The text should be written in MS Word with letters Times New Roman, characters' size 12. Only by way of exception editorial board may accept slightly more extensive manuscripts,
- papers should be written in 3rd person, according to the legal standards and INDOK-regulations. **Authors are obliged to write metrological correctly, using appropriate terminology. The application of SI-units is obligatory.** For all applied physical characteristics and factors it is necessary to enclose their list containing names and coherent SI-units,
- diagrams must be prepared using appropriate program package e.g. Corel Draw. The size of the symbols should be selected so that after the expected reduction of the figure (on 8 cm) each of the capital letters is 2 mm high. Diagrams and tables, as well as figure and table captions in Croatian and English language, should be submitted on their own pages and separated from other text,
- symbols of physical values should be written in capital and small italics and numerical values in normal letters,
- **the title and abstract (max. 120 words) and key words (max. 5 words) should be separately enclosed in Croatian and English language and UDC.** For the manuscripts of non-Croatian origin, Editorial Board will provide translation of titles, abstracts, key words and figures and tables captions,
- **references should be numerated according to the sequence of appearance in the paper** and the number of each reference inserted into the text in appropriate position using square brackets. It should be cited according to the following recommendations:
  - **book:** first name initials and the last name of all authors, book title, publisher, place and year of publication, page from-to indicated with "pp.". Example: F. Habashi, A Textbook of Hydrometallurgy, Metallurgie Extractive Quebec, Quebec, 1993, pp. 341-367 and 412,
  - **the article in journal:** the authors' first name initials and the last name, journal title, volume (bold type), year of publication (in parenthesis) number of the journal (unnecessary in case of continuous pagination), pages from-to. Example: G.G. Schlomchak, I. Mamuzić, F. Vodopivec, Materials Science and Technology, **11** (1955) 3, 312-316,
  - **the article in a book, encyclopaedia, lexicon:** author's first name initials and his last name, the title of the paper, the title of the book, editor's first name initials (with the indication "ed." in parenthesis, volume with mark "vol", publisher, place of publication, year of publication, pages from-to with the indication of "pp." Examples: Du. Maljković, Da. Maljković, A. Paulin, Extraction of Chlorometallic Acids

with Mixed Solvents Ether - Alcohol in Solvent Extraction in the Process Industry, D. H. Longsdail, M. J. Slater (ed.), vol. 3, Elsevier Applied Science, London, 1993, pp. 1361-1368, or P. Matković Hard Metals in Tehnička enciklopedija (D. Štefanović, ed.), vol. 13, Leksičografski zavod "Miroslav Krleža", Zagreb, 1997, pp. 278-282,

- **an article in proceedings of symposium papers:** author's first name initials and his last name in the title of proceedings (includes the title of proceedings and/or name of symposium with indication "Proceedings" and place and year of holding if others than place and year of the publication of proceedings), editor's first name initials and his last name if indicated with indication "ed." in parenthesis, publisher, place of the publication, year of publication, pages from-to with indication "pp.". Examples: F. Unkić in Zbornik, 34. Istarsko posvetovanje s sodelovanjem držav heksago-nale, Društvo Istarskih Slovencev, Portorož, 1993, pp. 213-223, or G. M. Rotcey, Proceedings, International Solvent Extraction Conference, Barcelona, 1999, M. Cox, M. Hidalgo, M. Valiente (ed.), vol. 1, Soc. Chem. Ind., London, 2001, pp. 519-523,
- **patent:** author's first name initials or name of the legal person of patentee, name of patent, patent country with patent number or patent registration, date in parenthesis. Example: V. Logomerac, PELOFOS, Italian patent No. 764917 (15.05.1967.)

**References are cited in the language in which they have been published. References published in letters other than Latin will be transferred in Latin letters in accordance with commonplace regulations.**

Journal *Metalurgija* classifies the papers into following groups:

- **Original scientific paper**, in which the results of research work are presented in such a way that it enables their repeating or submitting to unambiguous testing,
- **Preliminary note**, in which original results of unfinished until that moment still unpublished research work are presented or a new scientific conception is being announced requiring immediate publishing,
- **Review paper** in which an original, resumed review of an item or part of it is presented whereby the author tries to point out his own original contribution,
- **Professional paper** in which, based on one's own experience, a useful contribution concerning a particular profession is given,
- **Review** in which a description of a scientific and professional event (is given holding of Symposium, book presentation and the like).

All paper classes, except review papers and reviews, should contain usual sections: Introduction (purpose of the work and the state of former investigation), Experimental work (method and work technology), Results and discussion, Conclusion, Acknowledgments, References, list of symbols, abbreviations and acronyms.

At submitting the manuscript the author indicates the group and the article's origin contribution. However, the reviewers will give the final decision regarding the category of the submitted paper. The author not satisfied with the group selection can call off his manuscript.

**The papers not consistently prepared according to the Instructions to the authors will not be considered.**

Papers should be submitted in two print copies and one electronic version on CD, the author's address and his e-mail should be included, to the address of Editorial Board:

10000 Zagreb, Berislavićeva 6, Croatia.