

PHENETIC RELATIONSHIPS BETWEEN *Lacerta caucasica*, *L. daghestanica* AND *L. praticola* (REPTILIA, LACERTIDAE): A MULTIVARIATE TREND IN EXTERNAL MORPHOLOGY

EVGENY S. ROITBERG

Zoologisches Forschungsinstitut & Museum A. König, Adenauerallee 160,
D-53113 Bonn, Germany

Roitberg, E. S.: Phenetic relationships between *Lacerta caucasica*, *L. daghestanica* and *L. praticola* (Reptilia, Lacertidae): a multivariate trend in external morphology. Nat. Croat., Vol. 8, No. 3., 189–200, 1999, Zagreb.

Based on 270 specimens from 7 populations of *Lacerta alpina*, *L. caucasica*, *L. daghestanica* and *L. praticola*, morphological relationships between the four species were studied for 7 meristic characters and 5 morphometric characters, using canonical variate analysis. In both scalation and morphometry, the contours and centroids of the studied populations form a trend: *L. praticola* – *L. caucasica* – *L. daghestanica*, which represents the main direction of phenetic differentiation between the studied taxa (60–80% of the total among-group variation). Possible factors, determining this trend, as well as the problem of evolutionary polarity in the morphological series of the three species are discussed.

Keywords: Squamata: Lacertidae: *Lacerta caucasica*, *Lacerta daghestanica*, *Lacerta praticola*, morphological variation

Roitberg, E. S.: Fenetički odnosi između *Lacerta caucasica*, *L. daghestanica* i *L. praticola* (Reptilia, Lacertidae): multivarijantni trend u vanjskoj morfologiji. Nat. Croat., Vol. 8, No. 3., 189–200, 1999, Zagreb.

Na temelju 270 primjeraka iz 7 populacija *Lacerta alpina*, *L. caucasica*, *L. daghestanica* i *L. praticola* proučavani su morfološki odnosi između četiri vrste, i to s obzirom na 7 merističkih vrijednosti i 5 morfometrijskih vrijednosti, koristeći kanonsku varijantnu analizu. I usporedba i morfometrija pokazale su da obrisi i centriodi proučavanih populacija čine trend: *L. praticola* – *L. caucasica* – *L. daghestanica*, koji predstavlja glavni pravac fenetičke diferencijacije među proučavanim svojstama (60–80 % sveukupne varijacije unutar grupe). Raspravlja se o mogućim činiteljima koji određuju taj trend, kao i problem evolucijskog polariteta u morfološkim serijama te tri vrste.

Keywords: Squamata: Lacertidae: *Lacerta caucasica*, *Lacerta daghestanica*, *Lacerta praticola*, morfološke varijacije

INTRODUCTION

Lacerta caucasica sensu lato (= *L. caucasica* complex) belongs to the group of Caucasian rock lizards called the *Lacerta saxicola* group (DAREVSKY, 1967; ARNOLD, 1989). It is distributed over the Great Caucasus and includes three taxa: *alpina*, the nominate *caucasica* and *daghestanica* (DAREVSKIJ, 1984; see also Fig. 1 in ROITBERG, 1994). Previously the three forms have been regarded as subspecies, with their possible specific status being only hypothesized (DAREVSKIJ, 1984; BÖHME, 1984). Later on, special morphological investigations demonstrated that *caucasica* and *daghestanica* can occur in sympatry without apparent intergradation (ROYTBERG & LOTIEV, 1992; ROITBERG, 1994), and recently, specific status for all three taxa has been confirmed by electrophoretic studies (FU *et al.*, 1995).

A preliminary phylogenetic analysis of electrophoretic data on 12 bisexual species of Caucasian rock lizards (MURPHY *et al.*, 1996) also demonstrated that a ground-dwelling lizard, *Lacerta praticola*, is not only related to the clade of rock lizards – as was stated earlier (ARNOLD, 1989; MAYER & LUTZ, 1989), but occupies a position within this clade as a sister group of the *Lacerta caucasica* complex. A close relatedness of *L. praticola* to the *L. caucasica* complex was also shown by a DNA taxoprint analysis (GRECHKO *et al.*, 1998; but see FU *et al.*, 1997). These findings stimulate additional interest in the striking morphological similarity between *L. caucasica* (*s.str.*) and *L. praticola* (ROYTBERG & LOTIEV, 1992).

In this paper, morphological relationships among *L. praticola* and the three taxa of the *L. caucasica* complex are studied using multivariate statistical procedures.

MATERIAL AND METHODS

270 specimens from 7 populations of four taxa were used in this study (Tab. 1). This material was examined for 7 meristic characters and 6 morphometric characters, most of which are traditionally used in studies on morphological differentiation in *Lacerta* (DAREVSKY, 1967; PEREZ-MELLADO *et al.*, 1993; ARRIBAS, 1993a, b, etc.).

The meristic characters were the number of praeanalina (=circumanalia) (**Pran**), femoralia (**Pfm**), ventralia (**Ventr**), dorsalia around midbody (**Sq**), superciliary granulae (**Gran**), temporalia between the 1st supratemporal scale and the ear opening (**Tmp2**) and supratemporalia (**St**). Body dimensions were snout-vent length (**SVL**), hind leg length (**HLL**), pileus length (**PL**), pileus width (**PW**), head height (**HH**), and partial head height (**HH2**). See ROITBERG (1994, 1999) for details of recording the above mentioned characters.

The main statistical method was a canonical variate analysis (CVA), that is a linear discriminant function analysis used as an exploratory ordination (rather than

¹ Although it was shown that this and some other groups within *Lacerta* s. l. deserve a generic status (MAYER & BISCHOFF, 1996 and references therein), I use here for the studied species the traditional generic name *Lacerta* as the new nomenclature is not yet finally established (MAYER & BENYR, 1994). Recently HARRIS *et al.* (1998) erected the nominal subgenus *Caucasilacerta* to accommodate the *L. saxicola* group.

Tab. 1. Samples of four *Lacerta* species used in this study

Species	Subspecies	Sample code	Locality	Sample size	Males	Females
<i>L. alpina</i>		a1	Achishkho Mount, Krasnodar region (NW North Caucasus)	6		8
<i>L. caucasica</i>	<i>vedenica</i> *	c1	Khorachoi, SE Chechen Republic (SE North Caucasus)	22		22
	<i>caucasica</i>	c2	Khvarshi, W Daghestan (SE North Caucasus)	15		20
<i>L. daghestanica</i>		d1	the same locality as for c1	13		15
		d2	the same locality as for c2	30		29
<i>L. praticola</i>	<i>pontica</i>	p1	Novorossiisk, Krasnodar region (NW North Caucasus)	15		3
	<i>praticola</i>	p2	Grosny, Chechen Republic (SE North Caucasus)	40		32

* description of this taxon see in DAREVSKY & ROITBERG (in press).

classification) procedure (JAMES & MACCULLOCH, 1990). The seven samples of the studied four species formed 7 a priori groups. A separate analysis was conducted for each set of characters (scalation and morphometry) and for each sex.

CVAs of the morphometric characters were performed using 5 ratios of the six body dimensions (Tab. 3). Such ratios help in removing a large proportion of variation exclusively due to size and have been applied in a number of studies with similar research design (CUNDALL & ROSSMAN, 1984; DWYER & KAISER, 1997). To further diminish size-dependent variation, young specimens with SVL < 43 mm were not included in these CVA analyses.

Taking into account that the use of ratios has been controversial in biometric studies (e.g., ATCHLEY & ANDERSON, 1978 and other papers in that issue of *Syst. Zool.*; MOSIMANN & JAMES, 1979), I also examined the body shape differences between the studied populations by one-way analysis of covariance (ANCOVA), in which log-transformed (base e) dimensions were used. The adjusted means of HLL and PL (with SVL as the covariate); PW, HH and HH2 (with PL as the covariate) were then subjected to a principal component analysis (PCA) based on the variance-covariance matrix.

RESULTS

Fig. 1 presents the results of CVA of male samples for scalation characters. As can be seen from the plot, phenetic relationships between *L. daghestanica*, *L. caucasica* and *L. praticola* form a trend, so that in the morphospace of scalation the characters that distinguish *L. caucasica* from *L. daghestanica* are further developed in the

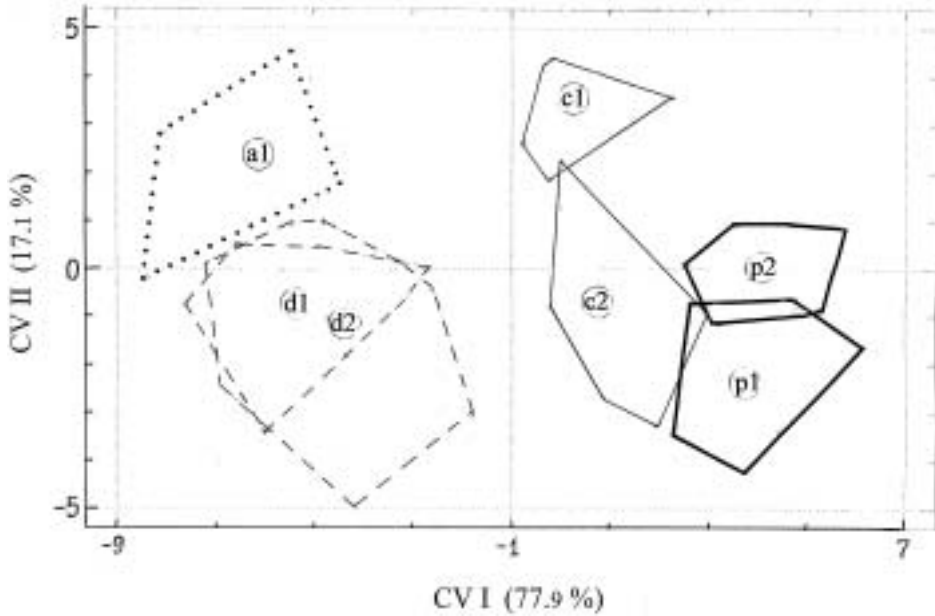


Fig. 1. Polygon boundaries and sample centroids of seven *Lacerta* populations in a canonical variate analysis for 7 meristic characters. Males.
 a1 – *L. alpina*; c1, c2 – *L. caucasica*; d1, d2 – *L. daghestanica*; p1, p2 – *L. praticola*.

same direction in *L. praticola*. This trend occurs along the 1-st canonical variate which includes nearly 80% of the total among-group variation (Fig. 1). This axis reflects an increase in the number of **Pran** and a pronounced decrease of all other meristic counts – **Sq**, **Pfm**, **Tmp2**, etc (Tab. 2). We can therefore designate this canonical axis as a factor of overall level of pholidotic fragmentation. Indeed, *L. cauca-*

Tab. 2. Standardized coefficients of the first two canonical variates of canonical variate analyses for 7 scalation characters. Samples of *Lacerta alpina* (1), *L. caucasica* (2), *L. daghestanica* (2) and *L. praticola* (2) form 7 a priori groups.

Variables (characters)	Males		Females	
	CV 1	CV 2	CV 1	CV 2
Pran	-0.08	-0.27	-0.32	-0.08
Pfm	0.56	-0.35	0.41	-0.43
Ventr	-0.01	0.10	0.05	0.24
Sq	0.53	-0.14	0.45	-0.41
Gran	0.15	0.92	0.42	0.77
Tmp2	0.36	-0.10	0.18	0.15
St	0.19	-0.15	0.32	-0.09
% variance summarized	77.90	17.05	73.07	20.87

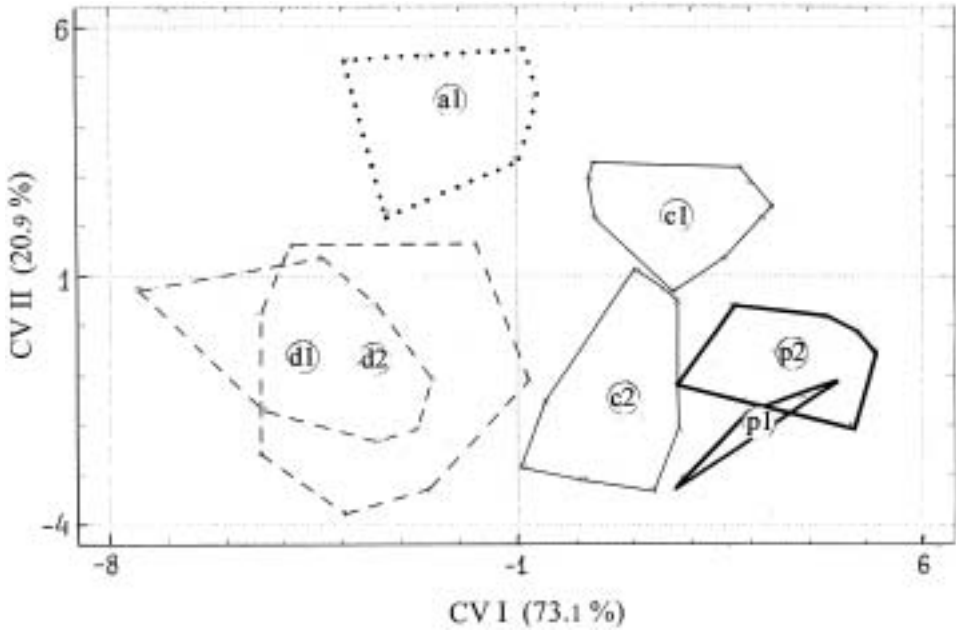


Fig. 2. Polygon boundaries and sample centroids of seven *Lacerta* populations in a canonical variate analysis for 7 meristic characters. Females.
 a1 – *L. alpina*; c1, c2 – *L. caucasica*; d1, d2 – *L. daghestanica*; p1, p2 – *L. praticola*.

sica, and *L. praticola* even more so, has lower scale numbers in different meristic rows, than *L. daghestanica*. The only exception is the number of **Pran**.

The 2nd canonical axis tends to separate the sample of *L. alpina* from the samples of *L. daghestanica* (the two taxa exhibit a strong overlap along the 1st axis), and to differentiate between conspecific populations within *L. caucasica* and within *L. praticola* (Fig. 1). In both species, two populations represent different subspecies (Tab. 1).

Tab. 3. Standardized coefficients of the first two canonical variates of canonical variate analyses for 5 ratios of body dimensions. Samples of *Lacerta alpina* (1), *L. caucasica* (2), *L. daghestanica* (2) and *L. praticola* (2) form 7 a priori groups.

Variables (characters)	Males		Females	
	CV 1	CV 2	CV 1	CV 2
HLL / SVL	-0.44	-0.28	0.77	0.50
PL / SVL	0.84	0.90	-0.28	0.56
PW / PL	0.03	-0.01	-0.46	0.20
HH / PL	1.03	0.20	-0.20	0.04
HH2 / PL	0.27	-0.61	-0.34	0.58
% variance summarized	76.3	13.3	59.2	23.1

The corresponding CVA for females (Fig. 2, Tab. 2) also exhibits the considered trend: *daghestanica* – *caucasica* – *praticola*.

The CVAs for 5 ratios show that the morphometric relationships between the studied taxa exhibit the same trend: *daghestanica* – *caucasica* – *praticola*, as was found in scalation, but with a weaker separation between species (Fig. 3 and 4). PCA for the adjusted means of the corresponding (log-transformed) dimensions has con-

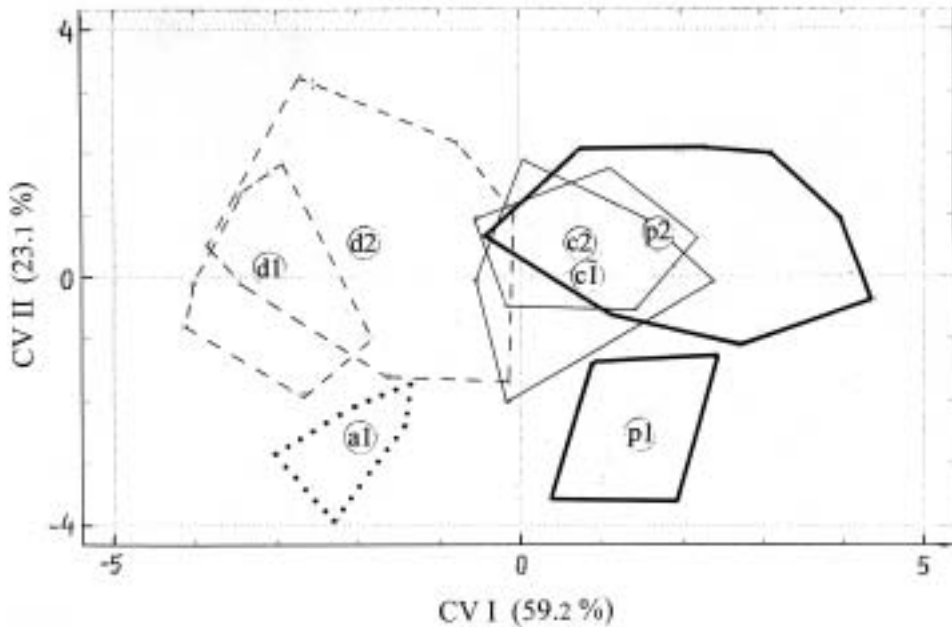


Fig. 3. Polygon boundaries and sample centroids of seven *Lacerta* populations in a canonical variate analysis for 5 ratios of body dimensions. Males.
a1 – *L. alpina*; c1, c2 – *L. caucasica*; d1, d2 – *L. daghestanica*; p1, p2 – *L. praticola*.

firmed this trend, at least for males (Fig. 5, a). In females, PCA also showed a similar pattern of relationships among the four species, but without any differences between *caucasica* and *praticola* (Fig. 5, b).

One more interesting result can be extracted from both analyses of the morphometric data. In males, the sample *L. alpina* shows a strong overlap with the samples of *L. daghestanica* (but not with *L. caucasica* and *L. praticola*) along the 1st axes, being separated from them only along the 2nd axes. A similar position was occupied by *L. alpina* in the morphospace of scalation (Fig. 1).

In males the 1st canonical axis of ratios and the 1st principal component of the adjusted means of dimensions can be described as a contrast between relative leg length and head height (Tab. 3 and 4). This reflects a difference between the »rock-

Tab. 4. Factor loading and percent of trace associated with first two principal components extracted from variance-covariance matrices between size-adjusted sample means of 5 body dimensions in seven samples of *Lacerta alpina*, *L. caucasica*, *L. daghestanica* and *L. praticola*.

Variables (characters)	Males		Females	
	PC 1	PC 2	PC 1	PC 2
HLL (adjusted for SVL)	-0.56	0.63	-0.10	0.71
PL (adjusted for SVL)	-0.25	0.42	0.03	0.57
PW (adjusted for PL)	0.26	0.33	0.29	0.38
HH (adjusted for PL)	0.55	0.20	0.69	-0.12
HH2 (adjusted for PL)	0.50	0.52	0.66	0.09
percent of trace	77.0	18.2	50.3	38.2

lizard habitus« of *daghestanica* (long legs and flattened head) and »vivipara-like habitus« of *caucasica* and *praticola* (relatively short legs and robust head).

In females, only head height contributes substantially to the differences along the first axes of CVA and PCA (Tab. 3 and 4).

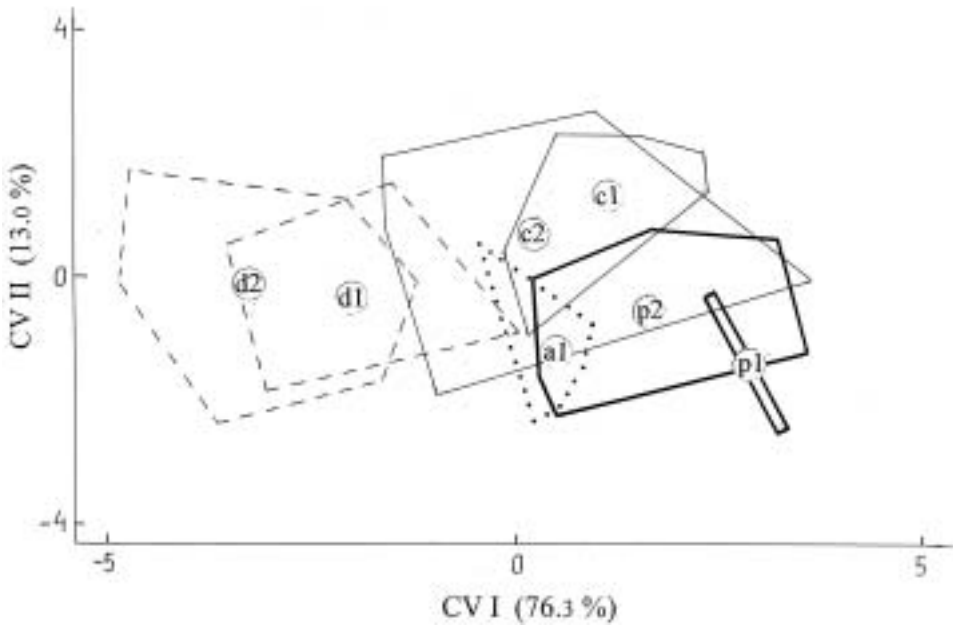


Fig. 4. Polygon boundaries and sample centroids of seven *Lacerta* populations in a canonical variate analysis for 5 ratios of body dimension. Females. a1 – *L. alpina*; c1, c2 – *L. caucasica*; d1, d2 – *L. daghestanica*; p1, p2 – *L. praticola*.

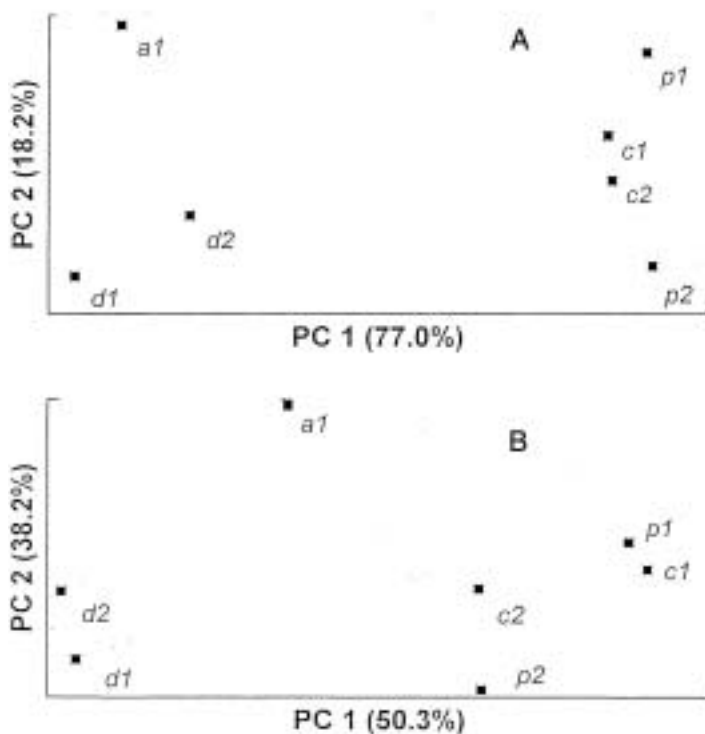


Fig. 5. Plot of scores of the first two principal components extracted from variance-covariance matrices between size-adjusted sample means of 5 body dimensions in seven samples of *Lacerta alpina* (a1), *L. caucasica* (c1, c2), *L. daghestanica* (d1, d2) and *L. praticola* (p1, p2). A- males, B- females.

A qualitative examination of interspecific differences in colouration also demonstrates good correspondence with the considered trend: the rather diffused dorsal pattern of *daghestanica* can be contrasted to the clear, regular pattern of *caucasica* (ROITBERG, 1999) and *praticola*.

DISCUSSION

Thus in the series of related *Lacerta* species, *daghestanica* – *caucasica* – *praticola*, the external morphology exhibits a pronounced trend involving many traits of scalation, body proportions and colour pattern. The morphometric component of the considered trend can be easily attributed to ecology: *L. daghestanica* is a rock species, *L. caucasica* is a partly rocky, partly ground-dwelling form, and *L. praticola* is a ground-dwelling lizard. A habitus with short legs and deep (not flattened) head – the so-called »vivipara-like habitus« – was repeatedly described for species and populations of archaeolacertas which exhibit a shift to ground-dwelling habits

(DAREVSKY, 1967; PEREZ-MELLADO, 1982; ARRIBAS, 1993a. But see VAN DAMME *et al.*, 1997).

It is more difficult to ascribe a directly adaptive significance to the meristic component of the considered trend expressed in differences between *daghestanica*, *caucasica* and *praticola* in the overall level of pholidotic fragmentation. Hypotheses proposed to relate the number of body scales – which is inversely proportional to scale size – to the heat exchange and cutaneous evaporation capacities (e.g., SOULE & KERFOOT, 1972) seem questionable, because patterns of geographic correlations of meristic scale characters with climatic parameters can be quite different even in related species (HORTON, 1972; ROITBERG, 1989; BROWN *et al.*, 1993).

Following HORTON (1972) we can, however, suppose that such geographic (and sometimes interspecific) changes in scale numbers, being nearly neutral in themselves, can manifest a pleiotropic effect involved in physiological adaptation.

According to ARNOLD (1973), fine, smooth dorsal scales can be an adaptation to rock-dwelling life, allowing animals to move easily in narrow crevices, while relatively large, convex dorsal scales help to protect the body when moving through dense vegetation. A corresponding tendency of association between external morphology and habitat preferences among *Lacerta* species was also mentioned (*op. cit.*, p. 320–323). Even so, the question remains of why so many pholidotic structures (dorsal scales, superciliary granules, femoral scales, etc.) change in the considered series in the same direction – towards low counts, if from *daghestanica* to *praticola*.

I suggest that this pattern of interspecific differences is at least partly determined by developmental constraints (*sensu* ALBERCH, 1980; MAYNARD SMITH *et al.*, 1985), that is by intrinsic factors of scalation morphogenesis. If so, we should find a similar pattern of differences between individuals within populations. My intensive study of correlations between meristic characters in a large number of homogenous samples of *Lacerta agilis*, *L. strigata* and *L. daghestanica* (ROITBERG, 1989, 1992 and unpubl.) showed, that although these correlations are quite low ($r < 0.3-0.4$), they exhibit a regularity: nearly all statistically significant correlations are positive, and this pattern of overall positive co-variation is rather consistent in different taxa. Interestingly, this co-variation, involving such traits as **Sq**, **Pfm**, **Gran**, **Tmp**, consistently does not involve **Pran**, which is in good agreement with the pattern of interspecific differences between *daghestanica*, *caucasica* and *praticola*.

So in this case the multivariate direction of interspecific differences coincides with the main direction of individual variability. One can expect evolutionary changes along such »developmentally encouraged« morphological pathways to occur easier and more frequently than evolutionary changes that have to overcome developmental correlations.

My analysis of numerous data on pholidotic variation in *Lacerta* provided some evidence to conform this prediction. For instance, *Lacerta bonnali* differs from the other Iberian archaeolacertas by a higher number of praeanalina and lower numbers of many other meristics (ARRIBAS, 1993b; PEREZ-MELLADO *et al.*, 1993) – that is in the same way as *caucasica* and *praticola* differ from *daghestanica*.

To summarize the evidence and considerations given above, both extrinsic (ecological) and intrinsic (developmental) factors appear to determine the considered

multivariate trend in external morphology, but a further investigation, involving various populations of each species, is needed for more definite conclusions.

A few words on the problem of evolutionary polarity in the series *daghestanica* – *caucasica* – *praticola*. According to DAREVSKY (1967), *L. caucasica* has diverged from a *daghestanica*-like ancestor in the course of postglacial expansion of the latter form from submontane refuges to high mountains. Also, the ground-dwelling niche of *L. praticola* (like that of *L. derjugini*) was supposed to have derived from the typical rocky habitat preferred by most other Caucasian archaeolacertas (MACCULLOCH *et al.*, 1997).

To determine the ancestral forms in the group of the Caucasian rock lizards, DAREVSKY (1967) accepted the rule of oligomerization, that is, the rule of evolutionary reduction of meristic counts (DOGIEL, 1954; BROWN, 1965). So he considered species with high values of meristic characters as primitive. Indeed, such evolutionary reduction of scale numbers was repeatedly noted for many genera of squamate reptiles (BALLINGER & TINKLE, 1972; GREER, 1974; CHERLIN, 1983, etc.). However, some cases of the opposite trend are also known – e.g., in viperid snakes (MARX *et al.*, 1988). Moreover, as was stated above, quantitative changes in the general level of pholidotic segmentation are pre-determined developmentally and can be frequent and reversible in the course of morphological evolution.

There is one more difficult point in considering *L. praticola* as a relatively young species. While the geographic distribution of *L. alpina*, *L. caucasica* and *L. daghestanica* is restricted to the Caucasus, the range of *L. praticola* is much more extensive and includes two disjunct portions: the Caucasus and the Balkan Peninsula.

So, as usual with the Lacertidae, the phylogenetic reconstruction is difficult and we need to examine additional character systems – both in morphology and molecular genetics – reliably to solve the problem of evolutionary polarity in the series *daghestanica* – *caucasica* – *praticola*. In any case, the pronounced multivariate trend, found in the pattern of phenetic differences between these three species seems to be of general interest and contributes to our knowledge of the structure of morphological diversity in the genus *Lacerta*. MINA (1986), having profoundly analysed regularities of phenetic diversity in fishes, specified such trends as multiple analogies of phenetic divisions and stressed their importance for the understanding of factors and pathways of morphological evolution.

ACKNOWLEDGEMENTS

I would like to thank I. S. Darevsky and M. V. Mina for useful discussions of the results. W. Böhme and an anonymous reviewer provided very helpful comments on the first version of the manuscript. I am grateful to the Otto Benecke Foundation (Bonn) for financial support at the final stage of this study.

Received January 15, 1999

REFERENCES

- ALBERCH, P., 1980: Ontogenesis and morphological diversification – Amer. Zool., **20**(4), 653–667.
- ARNOLD, E. N., 1973: Relationships of the Palaearctic lizards assigned to the genera *Lacerta*, *Algiroides* and *Psammodromus* (Reptilia, Lacertidae). – Bull. Brit. Mus. (Nat. Hist.), **25**(8), 291–366.
- ARNOLD, E. N., 1989: Towards a phylogeny and biogeography of the Lacertidae: relationships within an Old-World family of lizards derived from morphology. – Bull. Brit. Mus. (Nat. Hist.), **55**(2), 203–257.
- ARRIBAS, O. J., 1993a: Intraspecific variability of *Lacerta* (*Archaeolacerta*) *bonnali*, – Herpetozoa (Wien), **6**(3/4), 129–140.
- ARRIBAS, O. J., 1993b: Estatus específico para *Lacerta* (*Archaeolacerta*) *monticola bonnali* Lantz, 1927 (Reptilia, Lacertidae) – Bol. R. Esp. Hist. Nat. (sec. Biol.), Madrid, **90**(1–4), 101–112.
- BAEZ, M. & BROWN, R. P., 1997: Testing multivariate patterns of within-island differentiation in *Podarcis dugesii* from Madeira. – J. evol. biol., **10**, 575–587.
- BALLINGER, R. E. & TINKLE, D. W., 1972: Systematics and evolution of the genus *Uta* (Sauria, Iguanidae). – Misc. Publ. Univ. Michigan, **145**, 1–83.
- BÖHME, W., 1984: Editor's remark – In: DAREVSKIJ, I. S. 1984, (op. cit.).
- BROWN, R. P., THORPE, R. S. & BAEZ, M., 1993. Patterns and causes of morphological population differentiation in the Tenerife skink, *Chalcides viridanus*. – Biol. J. Linn. Soc., **50**, 313–328.
- BROWN, W. L., Jr., 1965: Numerical taxonomy, convergence and evolutionary reduction – Syst. Zool., **14**(1), 101–109.
- CHERLIN, V. A., 1983: New data on the systematics of snakes of the genus *Echis*. – Vestnik zoologii (Kiev), **2**, 42–46 (in Russian).
- CUNDALL, D. C. & ROSSMAN, D. A. 1984: Quantitative comparisons of skull form in the colubrid snake genera *Farancia* and *Pseudoeryx*. – Herpetologica, **40**(4), 388–405.
- DAREVSKY, I. S., 1967: Skal'nye Yashcheritsy Kavkaza. Leningrad: »Nauka«, 214 pp. (Translated 1978 as Rock lizards of the Caucasus. v + 276 pp. New Delhi: Indian National Scientific Documentation Centre)
- DAREVSKIJ, I. S., 1984: *Lacerta caucasica* Mehely 1909 – Kaukasische Felseidechse. In: W. BÖHME (Ed). Handbuch der Reptilien und Amphibien Europas, Band 2/1, Echsen II: AULA – Verlag. Wiesbaden, S. 225–238.
- DAREVSKY, I. S. & ROITBERG, E. S. (in press): A new subspecies of *Lacerta caucasica* (Sauria, Lacertidae) from the south-east of Chechen Republic – Russ. J. Herpetol.
- DOGIEL, V. A., 1954: Oligomerization of homologous structures as one of the main directions of the animal evolution – Leningrad: Nauka, 368 pp. (in Russian).
- DWYER, C. M. & KAISER, H., 1997: Relationship between skull form and prey selection in the thamnophiine snake genera *Nerodia* and *Regina*. – J. Herpetol., **31**(4), 463–475.
- FU, J., DAREVSKY, I. S., MACCULLOCH, R. D., KUPRIYANOVA, L. A., ROITBERG, E. S., SOKOLOVA, T. M. & MURPHY, R. W., 1995: Genetic and morphological differentiation among Caucasian rock lizards of the *Lacerta caucasica* complex. – Russ. J. Herpetol., **2**(1) 36–42.
- FU, J., MURPHY, R.W. & DAREVSKY, I. S., 1997: Towards the phylogeny of Caucasian rock lizards: Implications from mitochondrial DNA gene sequences (Reptilia, Laceridae) – Zool. J. Linn. Soc., **122**, 463–477.
- GRECHKO, V. V., RYABININ, D. M., FEDOROVA, L. V., RUDYKH, I. A., FEDOROV, A. N., RYSKOV, A. P., SEMENOVA, S. K., DAREVSKY, I. S., 1998: DNA Taxoprints of some Lacertidae lizards: taxonomic and phylogenetic implications. – Molecular Biology (Moscow), **32**(1), 151–160.
- GREER, A. E., 1974: The generic relationships of the scincid genus *Leiolopisma* and its relatives – Austral. J. Zool., Suppl. Ser., **31**, 1–69.
- HARRIS, D. J., ARNOLD, E. N. & THOMAS, R. H., 1998: Relationships of lacertid lizards (Reptilia: Lacertidae) estimated from mitochondrial DNA sequences and morphology. – Proc. R. Soc. London. B., **265**, 1939–1948.

- HORTON, D. R., 1972: Lizard scales and adaptation. – *Syst. Zool.*, **21**(4), 441–443.
- JAMES, F. C. & MCCULLOCH, C. E., 1990: Multivariate analysis in ecology and systematics: panacea or Pandora's box. – *Ann. Rev. Ecol. Syst.*, **21**, 129–166.
- MACCULLOCH, R. D., DAREVSKY, I. S., MURPHY, R. W., & FU, J., 1997: Allozyme variation and population structuring in the Caucasian ground lizards *Lacerta derjugini* and *Lacerta praticola* – *Russ. J. Herpetol.*, **4**(2), 115–119.
- MARX, H., ASHE, J. S. & WATROUPS, L. E., 1988: Phylogeny of the viperine snakes (Viperinae). Part I. Character analysis. – *Fieldiana: Zoology, new series*, N 52, 1–16.
- MAYER, W. & LUTZ, D., 1989: Chemosystematische Untersuchungen zur Phylogenie der Sammelgattung *Lacerta* (Reptilia, Sauria, Lacertidae)– *Z. Zool. Syst. Evol.-Forsch.*, **27**, 338–349.
- MAYER, W. & BENYR, G., 1994: Albumin-Evolution und Phylogenie in der familie Lacertidae – *Ann. Naturhist. Mus. Wien*, **96**, 621–648.
- MAYER, W. & BISCHOFF, W., 1996: Beiträge zur taxonomischen Revision der Gattung *Lacerta* (Reptilia: Lacertidae) Teil 1: *Zootoca*, *Omanosaura*, *Timon* und *Teira* als eigenständige Gattungen. – *Salamandra* (Rheinbach), **32**(3), 163–170.
- MAYNARD SMITH, J., BURIAN, R., KAUFFMAN, S., ALBERCH, P., CAMPBELL, J., GOODWIN, B., RAUP, D. & WOLPERT, L., 1985: Developmental constraints end evolution – *Quart. Rev. Biol.*, **60**(3), 265–287.
- MINA, M. V., 1986: Mikroevolyutsiya ryb. Evolyutsionnye aspekty feneticheskogo raznoobraziya. Nauka Publishers, Moscow, 207 pp. (Translated 1991 as Microevolution of fishes. Evolutionary aspects of phenetic diversity. Oxonian Press Pvt. Ltd., New Delhi, 215 pp.
- MURPHY, R. W., DAREVSKY, I. S., MACCULLOCH, R. D., FU, J. & KUPRIANOVA, L. A., 1996: Evolution of the bisexual species of Caucasian rock lizards: a phylogenetic evaluation of allozyme data–*Russian J. Herpetol.*, **3**(1), 18–31.
- PEREZ-MELLADO, V., 1982: Datos sobre *Lacerta monticola* Boulanger, 1905 (Sauria, Lacertidae) en el oeste del Sistema Central. – *Donana Acta Vertebrata*, **9**, 107–129.
- BARBADILLO, L. J., BARAHONA, F., BROWN, R. P., CORTI, C., GUERRERO, F. & LANZA, B., 1993: A systematic survey of the Iberian rock lizard *Lacerta monticola* Boulenger, 1905. – In: VALAKOS, E., BÖHME, W., PEREZ-MELLADO, V., MARAGOU, P. (Eds.): Lacertids of the Mediterranean region. Athens, Bonn, Alicante, 85–105.
- ROITBERG, E. S., 1989: Variation of scalation characters in *Lacerta agilis* L. and *L. strigata* Eichw. in an area of their sympatry. – Unpubl. Cand. dissert., Daghestan State Univ., Makhachkala. (in Russian).
- ROITBERG, E. S., 1992: Some regularities of intraspecific variation of scutellation characters in lizards of the genus *Lacerta*. In: Abstr. 1st International Congress on Lacertids of the Mediterranean Basin, Mytilini, 13–17 April 1992. Mytilini (Hellas), p.23.
- ROITBERG, E. S., 1994: A morphological analysis of the Caucasian rock lizards, *Lacerta caucasica caucasica* and *L. c. daghestanica* from a contact zone. – *Russ. J. Herpetol.*, **1**(2), 179–184.
- ROITBERG, E. S. 1999: Morphological differentiation between nominative and Daghestanian forms of *Lacerta caucasica* (Sauria, Lacertidae) complex in their contact zone: sympatric populations of Daghestan and south-eastern Chechen Republic. – *Zoologicheskii Zhurnal*, **78**(2), 217–227 Russian, with English summary; full translation in: *Russian Journal of Zoology*, **3**(1), 43–52 .
- ROITBERG, E. S. & LOTIEV, K. Yu., 1992: Contribution to the study of intraspecific differentiation of the Caucasian lizard, *Lacerta caucasica*. In: Abstr. 1st International Congress on Lacertids of the Mediterranean Basin, Mytilini, 13–17 April 1992. Mytilini (Hellas), p.24.
- SOULE, M. & KERFOOT, C. W., 1972. On the climatic determination of scale size in a lizard. – *Syst. Zool.*, **21**(1), 97–105.
- VAN DAMME, R., AERTS, P., & VANHOODYONCK, B., 1997: No trade-off between sprinting and climbing in two populations of the lizard *Podarcis hispanica* (Reptilia: Lacertidae). – *Biol. J. Linn. Soc.*, **60**, 493–503.