

Margarita Kharsan, Alla Furman, Boris Mikšić, Ivan Rogan

ISSN 0350-350X

GOMABN 45, 2, 73-89

Prethodno priopćenje/Preliminary communication

UDK 620.197.7 : 665.765.035.9 : 665.761.6.035.9

HLAPLJIVI INHIBITORI KOROZIJE U MAZIVIMA

Sažetak

Uvođenje hlapljivih inhibitora korozije (VCI) u proizvode za podmazivanje daje tim proizvodima brojne prednosti. Kada se takvom proizvodu doda hlapljivi inhibitor korozije, podmazivanje će stroju omogućiti zaštitu i dok je stroj uskladišten, te kada je stroj u primjeni u konkretnom radnom okruženju, i to bez trošenja dodatnog vremena i novca za promjenu maziva. Pravilno odabrana kombinacija hlapljivih inhibitora korozije i maziva produžuje vijek trajanja stroja i svodi oštećenja od korozije na najmanju moguću mjeru. Zahtjevi kojih se pri dodavanju hlapljivih inhibitora korozije u maziva treba pridržavati variraju ovisno o uvjetima njihove primjene. Ti su proizvodi obično termostabilni, ne napadaju obojene metale pri visokim temperaturama, niti utječu na fizikalno kemijska svojstva maziva.

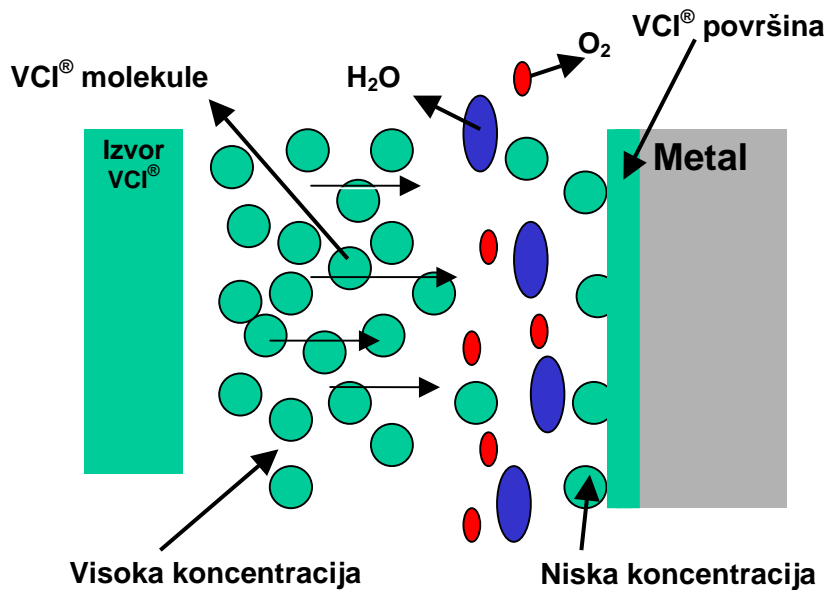
U radu su prikazana dva proizvoda za podmazivanje koji sadrže hlapljive inhibitore korozije.

Uvod

Hlapljivi inhibitori korozije su organski spojevi koji imaju nizak tlak zasićene pare pod atmosferskim uvjetima i inhibiraju koroziju apsorpcijom na površinu metala. Oni mijenjaju kinetiku elektrokemijske reakcije. Najučinkovitiji su oni čiji se tlak pare kreće u rasponu od 10^{-5} – 10^{-7} mm Hg [1-3,4]. Pomoću difuzije prolaze kroz plinsku fazu i apsorbiraju se na metalnu površinu u gustoći od nekoliko monoslojeva i na taj način stvaraju zaštitu od korozije. (Slika 1)

Obično hlapljivi inhibitori korozije formiraju hidrofoban zaštitni sloj na metalu. Utvrđeno je da su najučinkovitiji oni inhibitori čije se molekule sastoje od amino i kiselinskih dijelova. Glavna zadaća maziva je da smanji trenje između dvije površine prilikom njihovog kontakta [5]. Maziva smanjuju trošenje, štede energiju pogonske opreme. Razlika između sredstava za sprječavanje korozije na metalnim dijelovima i strojevima tijekom skladištenja i kada su izvan uporabe te hlapljivih inhibitora korozije u uljima koja se koriste tijekom rada stroja jest u tome da inhibitor ne bi trebao negativno utjecati na radna svojstva maziva.

Slika 1: Difuzija molekula hlapljivog inhibitora korozije



Općenito, maziva na osnovi ugljikovodika pružaju zaštitu metalnih dijelova na koje se nanose, ali često ne u dovoljnoj mjeri [6]. S druge strane, radni uvjeti podmazanih metalnih dijelova mogu biti takvi da uzrokuju različita mehanička oštećenja. Na primjer, zategnute kablove može uništiti napetosna korozija (SCC-stress corrosion cracking) [4], a istodobno strojevi su također podložni korozivnom trošenju [7,8,9,10]. Korozivno trošenje koje je uzrokovano kemijskom reakcijom uklanja materijal s površine. Dijelovi površine se u tom slučaju jednostavno uklanjaju. Voda i nusprodukti izgaranja su katalizatori kemijskog djelovanja. Visoke radne temperature motora obično utječu na izgaranje većine vode i goriva u motoru.

Međutim, u uvjetima niske radne temperature to nije slučaj. Voda koja ostane u motoru može sadržavati korozivne nusprodukte koji formiraju kisele spojeve. Na primjer, sva dizelska goriva, kada izgaraju, ostavljaju malu količinu sumpora. Ta mala količina sumpora u kombinaciji s vodom u dizelovom motoru može reagirati formirajući sumpornu kiselinu koja uzrokuje korozivno trošenje motora [9]. Utvrđeno je da su oštećenja prstenova i stublina klipova motora uzrokovani korozivnim i mehaničkim trošenjima. Također, odnos između korozivnog i mehaničkog trošenja nije točno utvrđen, ali je generalno prihvaćen odnos 4:1 između ove dvije vrste trošenja [10]. Životni vijek motora ovisi o korozivnom trošenju prstena klipova, stublina i ležaja koljenastog vratila. Testovi pokazuju da na korozivno trošenje

motora ne utječe viskoznost ulja za podmazivanje nego kvaliteta aditiva koji se dodaju.

Neke tvrtke smatraju da bi alkalnost u uljima (TBN) trebala spriječiti korozivno trošenje uzrokovano procesom izgaranja. Većina maziva sadrži dodatke za koroziju i oksidacijske inhibitore koji djeluju na različite načine [8]. Oksidacijski inhibitori sprječavaju formiranje korozivnih kiselina. Drugi inhibitori:

- a) uklanjaju vodu i elektrolite s metalne površine i djeluju kao istiskivači vode,
- b) potiču emulgiranje slobodne vode,
- c) kemijski pasiviziraju metalne površine [8,7,4].

Kondenzacija i/ili kontaminacija vodom je poseban problem tijekom dužih razdoblja mirovanja, kad se površine kontinuirano ne oplakuju uljem. Zbog toga je dodavanje inhibitora korozije u maziva ulja presudno kako bi se formirao zaštitni ostatni sloj na površini metala [6,7]. Sve ovo potvrđuje važnost inhibitora korozije u sprječavanju korozivnog trošenja. Također jedna od glavnih prednosti dodavanja inhibitora korozije u maziva jest u tome što se eliminira potreba nanošenja konzervirajućeg zaštitnog sloja na površine metala kada se stroj ili oprema priprema za duže razdoblje skladištenja. S tim u vezi također nema potrebe za uklanjanjem konzervirajućeg sloja kada se stroj ili oprema ponovno stavlja u uporabu [7]. Ako se hlapljivih inhibitora korozije koriste u ovu svrhu, tada će maziva štiti ne samo dijelove metala prekrivene uljem već i okolne površine [12]. Hlapljivi inhibitori korozije po svojoj kemijskoj prirodi štite metale od kombiniranog učinka korozije i mehaničkog trošenja. Utvrđeno je da hlapljivi inhibitori korozije štite nehrđajući čelik od lomljivosti zbog djelovanja vodika.[1,-3].

Korozivno-mehanička destrukcija započinje lokalnom korozijom, na primjer, rupičasta ili intergranularna korozija. Na takvim mjestima koncentrira se mehanička napetost i razvija mikropukotinu. Mikropukotina se ponaša kao vrlo učinkovita elektrokemijska ćelija: zbog niskog stupnja prozračnosti i nedostatka zaštitnih oksida, ulaz u mikropukotinu djeluje kao učinkovita anoda. Istodobno zidovi mikropukotine i okolna područja djeluju kao katoda. Razvoj pukotine je samoubrzavajući proces lokalne korozije praćen porastom mehaničke napetosti na ulazu u pukotinu. Hlapljivi inhibitori korozije zbog bipolarnosti privlače oboje: pozitivne i negativne električne naboje na površini metala. Kada hlapljivi inhibitor korozije prekrije korozivno područje mehaničke pukotine, tada formira zaštitni sloj i na katodnim i na anodnim površinama. Ovo djelovanje hlapljivih inhibitora smanjuje razliku u elektrokemijskom potencijalu galvanskih ćelija i sprječava razvoj korozije mehaničkih pukotina [4,-13].

Hlapljivi inhibitori korozije mogu se dodati u različita maziva, uključujući i maziva na osnovi biljnih ulja. Ne djeluju negativno na radna svojstva maziva i pružaju visoki stupanj zaštite od korozije [14]. Ovo ispitivanje će potvrditi da hlapljivi inhibitori korozije pružaju djelotvornu zaštitu od korozije ne samo tijekom skladištenja i razdoblja kada stroj/oprema nije u radu već i tijekom rada stroja/opreme.

Eksperimentalni dio i rezultati


I. Dodavanje hlapljivih inhibitora korozije u mast na osnovi teflona

Osnovno mazivo sastoji se od hidrotretiranog teškog destilata, organskog poliurea ugušivača i teflon (accrolube), inhibitora korozije sastavljenog od kontaktnog sulfonata i hlapljivog inhibitora korozije na osnovi aminokarboksilata. Hlapljivi inhibitor korozije dodan je ovoj masti u koncentraciji 5 % po težini. Dobivena maziva mast je nanosena na čiste nekorodirane pločice od ugljičnog čelika u debljini sloja od 175-200 μm .

Tablica 1: Rezultati laboratorijskog ispitivanja teflonske mazive masti

Materijal	ASTM B-117 (Slana komora) Vrijeme prije pojave korozije (dani)	F-12 Modificirano Prisutnost korozije na nezaštićenoj etalon-pločici
5 % hlapljivi inhibitor korozije + 95 % teflonska mast	> 14	Nema korozije
Teflonska mast bez inhibitora	9	Korozija
Kontrolna pločica-etalon	< 1 sat	Korozija

Slika 2: ASTM B 117 Rezultati testa u slanoj komori



1. Teflonska mast bez inhibitora (područje razvoja korozivnog djelovanja označeno je kružićima)
2. Teflonska mast s 5% hlapljivog inhibitora korozije

Zaštita od korozije se ispitivala u skladu s ASTM B 117 u slanoj komori. Uvjeti u komori su sljedeći: kontinuirani sprej 5 %-tne otopine natrijevog klorida pri temperaturi od 35 °C. Svojstva hlapljivih inhibitora su testirana na sljedeći način: 50-ml elektrolita koji sadrže 1 % natrijevog klorida i 1 % amonijevog sulfata u deioniziranoj vodi naliveni su u 3,785 litarske (1 galon) posude. Dvije pločice (jedna bez premaza i druga s premazom masti) pričvršćene su na poklopce, limenke su zatvorene i stavljanje u komoru s ciklusima u skladu sa standardnom F-12 test procedurom. Pločice su podvrgnute provjeri nakon 8 dana (vidi rezultate u tablici 1 i sliku 2). Kao što možemo vidjeti, hlapljivi inhibitor korozije ne samo da teflonskoj masti daje svojstva hlapljivih inhibitora već i poboljšava zaštitu od klorida.

II. Dodavanje hlapljivih inhibitora korozije u motorno ulje

Sljedeće testiranje napravljeno je s motornim uljima visokih performanci gradacije 10W-30 i 15W-40. Laboratorijski test je napravljen u svrhu ocjene utjecaja inhibitora korozije na motorna ulja. To uključuje metode ocjene zaštite od elektrokemijske korozije: utjecaj visoke temperature na koroziju obojenih metala; oksidaciju i druga fizikalno-kemijska svojstva ulja.

Test kompatibilnosti. Jedan od zahtjeva koje je inhibitor korozije morao ispuniti jest da ne uzrokuje separaciju, taloženje ili promjenu viskoznosti u originalnom ulju.

Tijekom testa kompatibilnosti uzorci ulja s dodanim inhibitorom korozije podvrgnuti su temperaturnim ciklusima u trajanju od 8 sati na 80 °C i 16 sati na -5 °C za tri ciklusa. Nakon toga uzorci su podvrgnuti pregledu da bi se utvrdilo ima li vidljivih promjena te su 200 dana ostavljeni u ambijentalnim uvjetima.

ASTM D 1748 test korozije u vlažnoj komori. Za ovaj test etalon-pločice od ugljičnog čelika i bakra pjeskarene i očišćene metanolom, te uronjene u uzorke motornih ulja. Potom su etalon-pločice nakon 20 sati stavljen u vlažnu komoru, te su dnevno pregledavane radi utvrđivanja da li ima vidljivih znakova korozije.

ASTM D 130 Test korozije na bakru (Copper Strip Tarnish Test) izveden je skladu sa standardnom procedurom na 80°-95 °C u trajanju od 96 sati.

Ispitivanje antikorozijskih svojstava ulja za podmazivanje motora (The Ball Rust Test - BRT) Pripremljena je sljedeća kiselina mješavina:

Materijal	Težina, g
Octena kiselina	6,646
HBr	4,892
HCl	103,232
Deionizirana voda	Napunjeno do 1l

Za ovaj test uzorak ulja i kisele mješavine su pomiješani u omjeru 5:1. BRT test izveden je u ravnoj staklenoj zdjeli koja je stavljena na vruću metalnu ploču. Pločice su oprane u metanolu, osušene na zraku i uronjene u 350 ml mješavine, okretane na 300 okretaja u minuti uz protok zraka od 40 cm³/min. Temperatura tijekom testa je bila 70 °C, trajanje 48 sati. Tijekom svakog dana testiranja dodano je u 8,30 sati

25 ml kisele otopine, a u 16,30 sati 50 ml kisele otopine. U skladu s kriterijem prihvatljivosti testa na pločicama ne smije biti korozije nakon 18 sati (tablica 2).

Tablica 2: Rezultati laboratorijskog ispitivanja motornog ulja

Materijal	Vlažna komora ASTM D 1748		Korozija na bakru ASTM D130	BRT* 18 h/48 h	Cummins Bench Test Bakar promjena boje
	Uglični čelik	Bakar			
SAE 10W-30	6	5	1b	Prihvatljivo/korozija	2c
SAE 10W-30 + 2 % hlapljivi inhibitor korozije	>21	>10	1b	Nema korozije	2c
SAE 15W-40	4	6	1b	Prihvatljivo/korozija	2c
SAE 15W-40 + 2 % hlapljivi inhibitor korozije	>21	>10	1b	Nema korozije	2c

* SAE 10W-30 i SAE 15W-40 omogućuju zaštitu ugljičnog čelika i nakon 18 sati prema BRT testu, ali nedostaje zaštita nakon 48 sati u istim uvjetima.

** Primijenjene analize ulja: ICP (Inductively Coupled Plasma Mass Spectrometry) za određivanje sadržaja metala, % krutih čestica i vode, oksidacije, TBN i TAN (total Base and Acid Numbers), provedeno je u CTC Analytical Services Laboratory.

Testiranje korozivnosti ulja za podmazivanje dizelovih motora na visokim temperaturama (Cummins High Temperature Corrosion Bench Test)

I. 100 ml ulja stavljeno je u cijev za testiranje. Glicerinska kupka koristila se zbog održavanja temperature tijekom testa na 125°C-130°C. Pločice su oprane u metanolu, osušene na zraku i uronjene u ulje za testiranje. Protok zraka kroz ulje od 5 l/min postignut je pomoću uronjenog raspršivača napravljenog od odgovarajućeg stakla. Zahtjevi za ulje u skladu s ovim testom su:

1. Nakon testa bakrena etalon-pločica ne smije izgubiti na težini i kada se vizualno ocjenjuje prema metodi ASTM D 130, ne smije promijeniti boju više od dopuštenog (3. stupanj).
2. Povećanje koncentracije metala u ulju nakon testa ne smije prijeći utvrđenu osnovnu granicu: za bakar 20 ppm, za olovo 120 ppm.

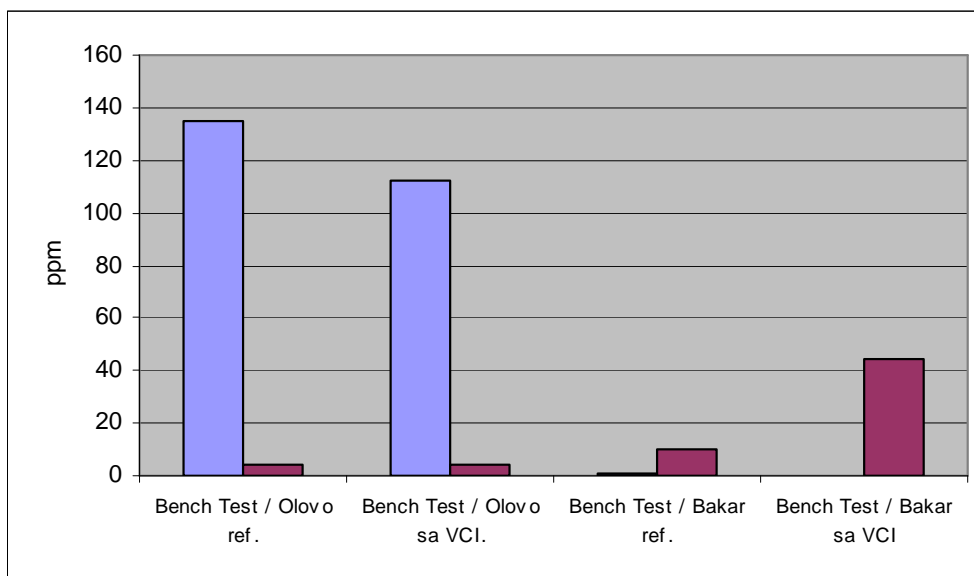
II. Bakrene, olovne i ugljičnog čelika etalon -pločice oprane su metanolom, osušene na zraku i uronjene u uzorak ulja. Test je napravljen na 135 °C i trajao je 7 dana. Zahtjevi su isti kao i za Cummins High Temperature Corrosion Bench Test. Laboratorijski test je pokazao da neki aditivi koji su vrlo učinkoviti u sprječavanju elektrokemijske korozije uzrokuju visokotemperaturnu koroziju bakra i olova i ubrzavaju oksidaciju motornog ulja. Namjera da se ovi negativni efekti potisnu dodavanjem antioksidanata ili antikorozijskih aditiva nije dovela do značajnih

poboljšanja. Između testiranih aditiva za ovu svrhu bili su: aditivi na osnovi triazola, ditiofosfata, molibdena te antioksidanti na osnovi difenilamina i butil-para-krezola i njihove kombinacije. Na kraju, utvrđeno je da kombinacija sulfonata i aminokarboksilata u koncentraciji od 2 % težinski pruža izvrsnu zaštitu od elektrokemijske korozije i ne uzrokuje negativne efekte na visokotemperaturnoj koroziji obojenih metala i oksidacijskoj stabilnosti motornih ulja (tablica 2, slika 3). Motorno ulje gradacije 10W-30 s 2 % aditiva koji sadrži hlapljive inhibitore korozije testirano je 1999. u Ford Lincoln Intercontinental s benzinskim V-8 motorom. Utvrđeno je da je dodani inhibitor korozije smanjio sadržaj bakra i željeza i nije pokazao nikakve negativne efekte na kemijske i fizikalne parametre (slike 4 i 5).

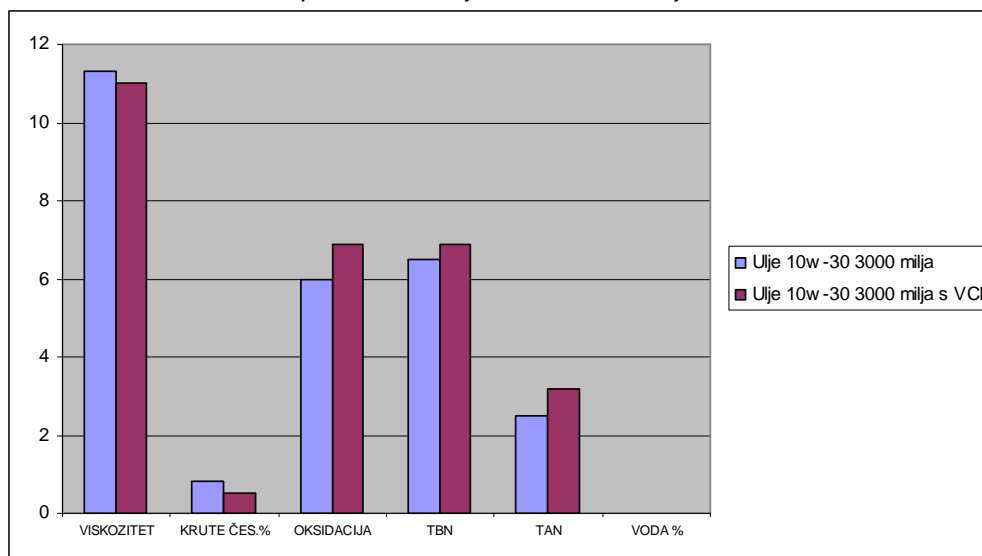
Zaključak

1. Hlapljivi inhibitori korozije u kombinaciji s kontakt inhibitorom dodani u teflonsku mazivu mast pružaju izvrsnu zaštitu od utjecaja slane atmosfere, a također štite od korozije metalne površine u neposrednoj blizini koje su u kontaktu s mazivom mašću.
2. Aditivi koji sadrže kontakt i hlapljive inhibitore korozije dodani motornom ulju pružaju izvrsnu zaštitu od atmosferske korozije tijekom skladištenja i prijevoza, eliminiraju zamjenu ulja koje se stavlja u motor kako bi ga štitilo od korozije u razdoblju mirovanja s motornim uljem kada se stroj ponovno vraća u uporabu, sprječavaju koroziju uzrokovanu agresivnim kondenzatima i smanjuju korozivno trošenje.

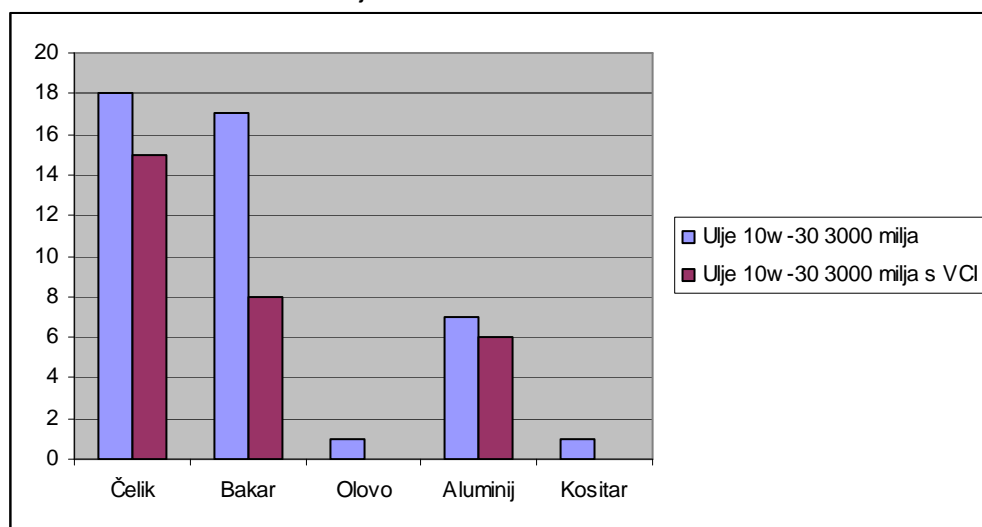
Slika 3: Bench Corrosion Test - Olovo i bakar sa i bez VCI



Slika 4: Analiza fizikalnih parametara ulja nakon 3000 milja



Slika 5: ICP Analize - 3000 milja



Rezultati u ppm

VAPOR CORROSION INHIBITOR IN LUBRICANTS

Abstract

Incorporating of Vapor Corrosion Inhibitors in lubricating products provides a number of advantages. VCIs when added to lubricant will provide corrosion protection to machinery during the storage or transportation period and after that the same lubricant can be used in designed working application without spending extra time and money for changing the corrosion protective product for lubricating. Properly chosen combination of VCI and lubricating product also prolongs service life of machinery by minimizing the corrosive wear of the equipment. The requirements to the Vapor Corrosion Inhibitors, which will be added to the lubricants, vary considering the application condition. Usually these products should be thermostable, should not attack colored metal at high temperatures, and effect physical – chemical properties of lubricant.

Two examples of lubricating product containing vapor corrosion inhibitor are presented in this paper.

Introduction

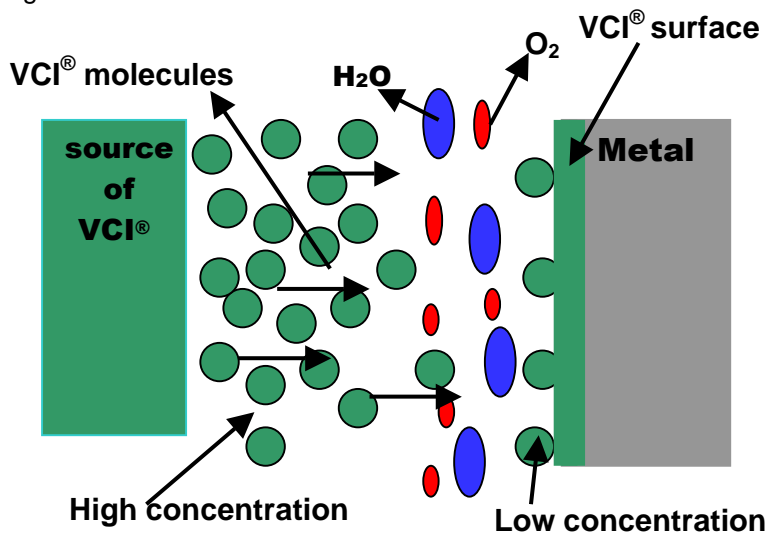
Vapor Corrosion Inhibitors (VCIs) are organic compounds that have appreciable pressure of saturated vapors under atmospheric conditions and inhibit corrosion by adsorption on metal / electrolyte interface. Vapor Corrosion Inhibitors change the kinetics of electrochemical reaction. The most effective are the vapor corrosion inhibitors, which have the vapor pressure in a range 10^{-5} – 10^{-7} mm Hg [1-3,4]. They are transported by diffusion through the gas phase and adsorbed onto metal in a thickness of a few monolayers and protect it from corrosion. (Figure 1)

Usually vapor corrosion inhibitors form a hydrophobic protective layer on the metal. It was found that the most effective are the vapor corrosion the molecule of which consisted from amine and acid parts. The main function of the lubricants is to reduce the friction between two surfaces in rubbing contacts [5]. Lubrication reduces wear, save power of working equipment. The difference between the rust preventative for protection of the metal parts and machinery during mothballing or storage and the corrosion inhibitor in operating oils is that this inhibitor should not negatively affect the working properties of this oil.

Generally hydrocarbon based lubricant provides certain corrosion protection for the metals parts on which it is applied, but often not at the necessary level [6]. From other side, the service conditions of lubricated metal part can cause different kinds of corrosion mechanical damage. For example, post tensioning cables can be

destroyed by stress corrosion cracking [4]; at the same time engines are subjected to the corrosive wear [7,8,9,10]. Corrosive wear caused by a chemical reaction that actually removes material from the surface. Particles of the surface are then easily removed. Water and combustion by-products are the catalysts for the chemical attack. The high operating temperatures of an engine are usually burn off most water and fuel in the engine.

Figure 1. Difusion molecules of VCI



However, in low-temperature operating conditions this is not the case. The water which remains unburned in engine may itself contain corrosive by-products to form acidic compounds. For example all diesel fuels, when combusted, leaves a small amount of sulfur. This small amount of sulfur and water in a diesel engine can react to form sulfur acid, which cause corrosive wear of engine [9]. It was found that wear of the rings and liner in crosshead engine caused by both corrosive and mechanical mechanisms. Also the ratio between corrosive and mechanical wear is not exactly determined, a ratio of 4:1 between the two wears is generally accepted [10]. Engine life span depends on the corrosion wear of piston rings, liner and crankshaft bearings. The test prove, that not the viscosity of lubricating oil, but the quality of the additives package effects the corrosive wear of engine.

Some companies suggest that alkalinity in oils (TBN) should prevent corrosive wear caused by combustion process and rust. Most lubricants contain additive packages: rust, corrosion and oxidation inhibitors that function in many ways [8]. Oxidation inhibitors prevent the formation of corrosive acids. Other inhibitors:

- a) displace water and electrolytes from the metal surface and act as water repellent,
- b) promote emulsification of free water,
- c) chemically passivate metal surfaces [8,7,4].

Condensation and/or water contamination is especially troublesome during lengthy shut down periods, when surfaced not continuously flushed with oil. Because of that incorporating of rust inhibitors in oils is essential for providing a protective residual film on the metal [6,7]. All above confirms the importance of corrosion inhibitors in preventing corrosive wear. Also one of the major advantage of adding the corrosion inhibitors in the lubricants is the possibility to illuminate the step of applying the preservative for the long term storage and removing it, when machinery should be in serves [7]. In case if using of vapor corrosion inhibitors for this purpose, lubricant will protect from corrosion not only the covered parts of the metal but also the surrounding surfaces [12]. Vapor corrosion inhibitors by their chemical nature protect metals from the combined effect of corrosion and mechanical stress on its behavior. It is reported that vapor corrosion inhibitors protect stainless steel from hydrogen embrittlement [1-3].

Corrosive-mechanical destruction starts with localized corrosion, for example pitting or intergranular corrosion. This spot concentrates the mechanical tension and develops in micro crack. Micro crack acts as a very effective electrochemical cell: because of low aeration level and absence of the protective oxides, its head acts as an effective anode. At the same time the walls of the micro crack and surrounding areas become cathode. The development of crack is the self accelerating process of localized corrosion followed by growing level of mechanical tension at the head of the crack. Vapor corrosion inhibitors, being bipolar, are attracted to both: positively and negatively charged areas of the metal. When vapor corrosion inhibitor is introduced in the location of growing corrosive mechanical crack they adsorb and forms the protective films on both cathodic and anodic areas. This action of vapor corrosion inhibitors decreases the difference in electrochemical potential of galvanic cells and prevents developing of the corrosion mechanical cracks [4,13].

Vapor corrosion inhibitors were incorporated into wide variety of lubricants, including vegetable oil based lubrication products. They do not negatively effect working properties of lubricants and provide excellent level of corrosion protection [14,15]. This investigation will confirm that vapor corrosion inhibitors provide effective corrosion protection not only during storage and mothballing but also for the working engine.

Experimental

I. Incorporating of the vapor corrosion inhibitor into teflon based grease

Basic lubricant consisted from hydrotreated heavy distillate, organic polyurea thickener and Teflon (Accrolube) Corrosion inhibitor consisted from the contact sulfonate based inhibitor and aminocarboxylate based vapor corrosion inhibitor

was added to this grease at concentration level of 5 % by weight. Obtained lubricant was applied on clean rust free carbon steel panels with film thickness of 7-8 mil (175-200 μm).


Corrosion protection was evaluated according to ASTM B 117 in salt spray cabinet. Conditions in the cabinet were: constant spray of 5% sodium chloride solution at the temperature 95°F (35°C). Vapor corrosion inhibiting properties were tested as follow: 50-ml of electrolyte containing 1% of sodium chloride and 1% of ammonia sulfate in de-ionized water were poured into 1-gallon (3.785L) jars. Two panels (one bare and one coated with lubricant) were attached to the lids, the jars were sealed and placed in an oven set for cycling according to the standard F-12 test procedure. The panels were inspected for any signs of corrosion after 8 days. Results are presented in Table 1 and Figure 2.

Table 1.

Material	ASTM B 117 (Salt spray) Time before Corrosion (Days)	F-12 Modified Presence of Corrosion on Bare Panel
5% Vapor Corrosion Inhibitor-1+ 95% Teflon grease	>14	No corrosion
Teflon grease	9	Corrosion
Control*	<1 hr.	Corrosion

*Bare Panel

Figure 2: ASTM B 117 (salt Spray) test results



1. Teflon Grease (circled areas are where corrosion developed)
2. Teflon Grease with 5% of vapor corrosion inhibitor

As one can see Vapor Corrosion Inhibitor not only provides Teflon grease with it with vapor corrosion inhibiting ability, but also improves its corrosion protection against chlorides.

II. Incorporating of Vapor Corrosion Inhibitor Into the Engines Oil

The second investigation was conducted with the high performance engine oil grade 10W-30 and grade 15W-40. The set of laboratory tests was utilized for evaluation of corrosion inhibitor for the engine oils. It included methods of evaluation of the protection against electrochemical corrosion; effect on high temperature corrosion of the colored metals; oxidation and others physical-chemical properties of oil.

Compability test. One of the requirements to the corrosion inhibitor was that it should not cause any separation, precipitation or viscosity in original oil. During this the compability test samples of oils with added inhibitor were subjected to the temperature cycle 8 hours at 80°C and 16 hours at -5°C for three cycles. After that samples were evaluated for any visible change and kept for 200 days at ambient condition.

ASTM D 1748 Corrosion test in humidity cabinet. For this test samples of oils were applied on sanded and cleaned with metal carbon steel and copper panels by dipping. Those panels were placed in a humidity chamber 20 hours later and inspected for any signs of corrosion daily.

ASTM 130 (Copper Strip Tarnish Test) was performed according to the standard procedure at 80°-95° for 96 hours.

The Ball Rust Test (BRT). The following acid solution was prepared:

Material	Weight, g
Acetic acid	6.646
HBr	4.892
HCl	103.232
De-ionized water	Fill to 1L mark

For this test the sample of oil and the acid solution were mixed at a ratio of 5:1. The BRT test was performed in a flat glass dish placed on a hotplate. The panels were washed in methanol, air-dried and immersed in 350 ml of the mixture and stirred at a rate of 300 rpm and airflow of 40 cc/min. The temperature of the test was 70°C; the duration was 48 hours. The acid solution was added to the mixture on a regular basis: 25 ml at 8:30 a.m. and 50 ml at 40:30 p.m. each day of testing. According to the test acceptance criteria, the panels must have no corrosion after 18 hours.

Cummins High Temperature Corrosion Bench Test: 100 ml of oil were placed in a test tube. A glycerin bath was used to maintain the temperature during the test at 125° - 130°C. Panels were washed in methanol, air-dried and immersed in oil being tested. An airflow of ~5L/min. was provided through the oil by an immersed atomizer made from fitted glass.

The requirements for the oil according to this test are:

1. After the test, copper specimen should not loose weight, and when visually evaluated according ASTM D 130 Copper Strip Corrosion Standards, should not be discolored more than allowed for grade 3.
2. Increase of concentration of metal in oil after the test should not exceed above baseline: for Copper – 20 ppm, for Lead – 120 ppm.

II. Multimetal Cummins Bench Corrosion Test: Copper, lead and carbon steel panels were washed with methanol, air-dried and immersed in the oil sample. The test was run at 135°C and for 7 days. The requirements are the same as the Cummins High Temperature Bench Test. Conducted laboratory tests indicate, that some of very effective in preventing electrochemical corrosion additives caused high temperature corrosion of copper and lead and accelerates the oxidation of the engine oil. The attempt to suppress this negative effect by adding to the oil antioxidants or anticorrosion additives did not give sufficient improvement. Among the tested for this purpose additives were Triazoles, Tiazoles, Ditiophosphates, Molybdenum containing additives, Diphenylamine and Butyl-Para-Cresol based antioxidants and their combinations.

Finally, it was found that the combination of sulfonate and aminocarboxylate at concentration level of 2% by weight provides excellent protection against electrochemical corrosion and do not caused adverse effects on high temperature corrosion of colored metals and oxidation stability of engine oils (Table 2, Figure 3).

Table 2: Results of laboratory test of engine oils

Material	ASTM D 1748		ASTM D130	BRT*	Cummins Bench Test Copper Discoloration
	Carbon steel	Copper			
SAE 10W-30	6	5	1b	Pass/Corrosion	2c
SAE 10W-30+2% Vapor Corrosion inhibitor-2	>21	>10	1b	Pass	2c
SAE 15W-40	4	6	1b	Pass/Corrosion	2c
SAE 15W-40+2% Vapor Corrosion Inhibitor -2	>21	>10	1b	Pass	2c

*SAE 10W-30 and SAE 15W-40 provide protection to carbon steel after 18 hours of testing according to the BRT test, but fail to protect for 48 hours in these conditions.

**Analyses of used oils: ICP (Inductively Coupled Plasma Mass Spectrometry) for metal content determination; viscosity level, % of solids and water, oxidation, Total Base and Acid Numbers (TBN and TAN) were performed by CTC Analytical Services Laboratory.

Engine oil grade 10W-30 with 2% of vapor corrosion inhibitor containing additive was tested in a 1999 Ford Lincoln Continental with a gasoline powered V-8 engine. It was found that incorporated the corrosion inhibitor lowered copper and iron content and did not show any adverse effects on chemical and physical parameters. (Figures 4, 5).

Figure 2

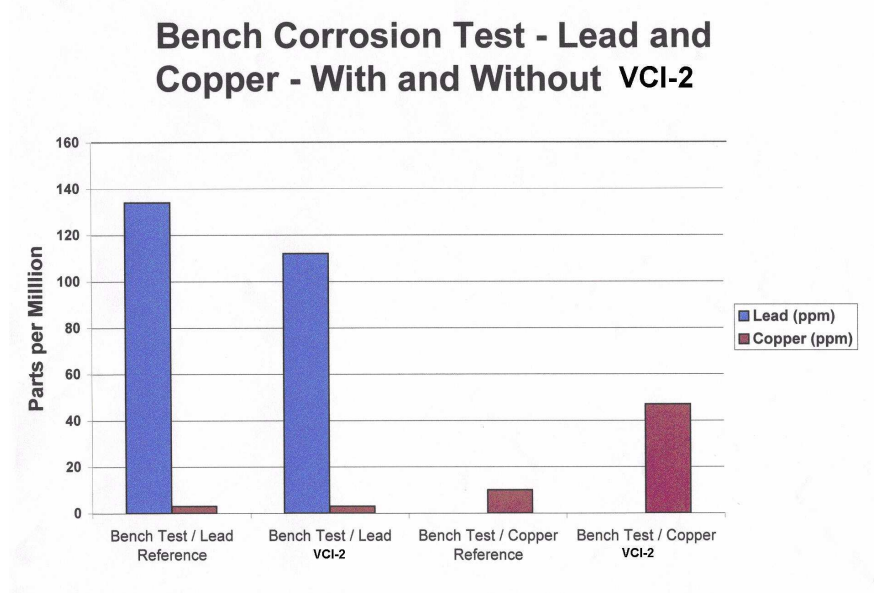


Figure 3

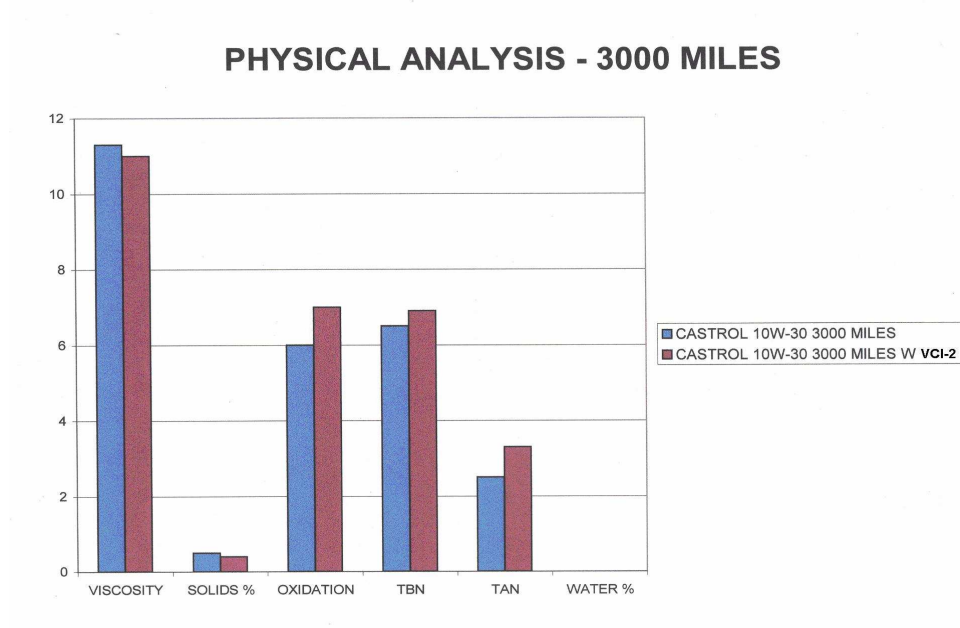
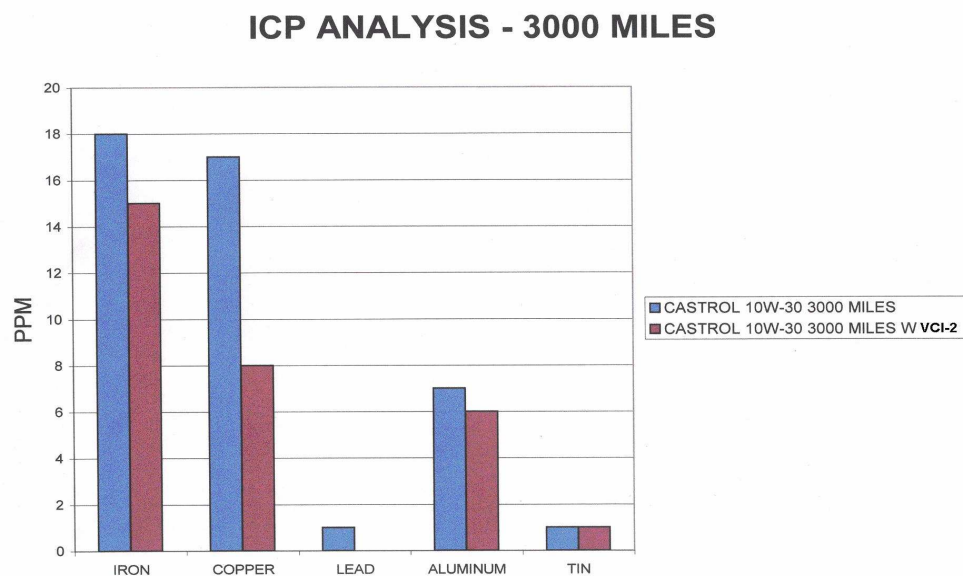


Figure 4



Conclusions

1. Vapor corrosion inhibitors combined with contact inhibitor was incorporated in lubricating Teflon based grease. Containing this additive lubricant provide excellent protection against salt spray and also protects from corrosion the metal surrounding areas coated by lubricant.
2. Additives, containing contact and vapor corrosion inhibitors can be added to the engine oil. They provide excellent protection against atmospheric corrosion during storage and shipping save time and money because illuminate the step of changing the rust preservative oil for operating engine oil, prevent corrosion by aggressive condensates and lower the corrosive wear of the operating engine.

Literatura / References:

1. Miksic, B.A., NACE, National Association of Corrosion Engineers, Use of Vapor phase Inhibitors for Corrosion Protection of Metal Products, Paper 308, Corrosion '83
2. Miksic, B.A., Some Aspects of Metal Protection by Vapor Phase Inhibitors, Journal – Anti – Corrosion, Methods & Materials, Sawell Publications p.5
3. Miksic, B.A., Miller, R.H., Fundamental Principles of Corrosion Protection with Vapor Phase Inhibitors, 5th European Symposium on Corrosion Inhibitors, European Federation of Corrosion
4. V.S. Sartry. Corrosion inhibitors. Principles and Applications. 1998. John Wiley & Sons Ltd. 903p.
5. Robert W., Miller, Lubricants and their Applications. Jigsaw Services Co., Tempe Arizona 1993
6. Helwig, L.E. Temporary rust – preventive compound for steel sheet. Material Performance, vol.25, No.5; 99.26-31 (1986) May
7. Shehter, U.N.; Shkolnikov, V.M.; Bogdanova, T.I., Milovanov, V.D., Lubricants for Servis and Preservation, Moscow, Chemia 1979 (Russian)
8. Fuels, Lubricants, Industrial Liquids. Edited by Shkolnikov, V.M. Moscow, Technochem, 1999 (Russian)
9. Maintenance Technology. December 7-10.2003
10. Marine Lubricants. Information Bulletin, No.12
11. Charles M. Boyles C.P.E. „ Proactive Maintenance Leads to „New Life“. Plant Services. May 1993, pp.24-26
12. Michel Prenosil. Volatile corrosion Inhibitor Coatings. Presentation at 76th Annual Meeting of federation of Societies for Coatings Technology, October,1998. New Orleans, L.A.
13. Corrosion. Understanding the Basics. ASM International. Edited by J.R. Davis, 2000.563p
14. Cracauer, C., Kharshan, M. Interim Corrosion Protection with Soy-based Products Incorporating Vapor Corrosion Inhibitors. Corrosion 2003, NACE, Paper 03485.

UDK	Ključne riječi:	Key words:
620.197.7	hlapljivi inhibitori korozije	vapour phase corrosion inhibitors
665.765.035.9	korozivnost mazive masti	grease corrosivity
665.761.6.035.9	korozivnost visokorafiniranog ulja	corrosivity of highly refined oil

Autori / Authors:

Margarita Kharsan, Alla Furman, Boris Mikšić; Cortec Corporation, Minnesota USA
Ivan Rogan Cortecros d.o.o. Zagreb

Primljeno / Received:

20.9.2005.