

Long-term meteorological measurements at Zagreb: 1862–1990

Ivan Penzar, Josip Juras and Antun Marki

Andrija Mohorovičić Geophysical Institute, Faculty of Science, University of Zagreb, Croatia

Received 19 October 1992, in final form 2 December 1992

Results of long-term meteorological observations and measurements, carried out at the Zagreb-Grič Observatory for the period of 129 years, have been presented. Climatic data represent a homogeneous sequence, as the location of the Observatory has remained unchanged, whereas instruments inside the Observatory have been only slightly and insignificantly changed. In a view of the fact that there are also autographs working at the Observatory and that hourly values of meteorological parameters are available, the analyzed data refer to the standard climatological observation times (7, 14 and 21 h).

The Zagreb-Grič Observatory was in charge of the Andrija Mohorovičić Geophysical Institute from the start of its work until 1986, and has since been put under the management of the State Hydrometeorological Institute. With their permission sequence of measurements was completed until 1990.

Dugoročna meteorološka mjerenja u Zagrebu: 1862–1990

Objavljaju se rezultati 129-godišnjeg niza meteoroloških opažanja i mjerenja na Opservatoriju Zagreb, Grič. Ta su mjerenja započela 1. prosinca 1861. godine i bez i jednog dana prekida traju do danas. Dobiveni podaci predstavljaju homogeni niz, jer se smještaj Opservatorija nije mijenjao, a također ne bitno ni položaj instrumenata unutar Opservatorija. Neposredna okolina postaje ostala je neizgrađena usprkos širenju grada. Rast Zagreba mogao bi imati utjecaj jedino na temperaturne i oborinske prilike, te naoblaku, vidljivost i maglu, zbog postojanja mutne kape i toplinskog otoka nad gradom, od atmosfere onečišćene raznim plinovima, proizvodima izgaranja i drugim tvarima vezanim za ljudske aktivnosti.

Instrumentalna mjerenja na Opservatoriju obuhvaćaju globalno Sunčevo zračenje, temperaturu zraka, vlažnost zraka, tlak vodene pare i tlak zraka, smjer i brzinu vjetra, trajanje sisanja sunca i količina oborine, a vizualna opažanja naoblaku, jačinu vjetra, vidljivost, motrenja svih oblika oborine i drugih pojava.

Podaci ovog 129-godišnjeg niza obuhvaćaju ne samo rezultate mjerenja i motrenja, nego i neke izvedene parametre, kao npr. dozračenu energiju od Sunca iz razdoblja prije početka instrumentalnih mjerenja, zatim prirodno osvjetljenje i razne statističke veličine poput vjerojatnosti, standardnih devijacija i sl. Većina rezultata osniva se na motrenjima u standardnim klimatskim terminima, odnosno iz podataka očitanih iz registracija u 7, 14 i 21 h. Dnevni hodovi i apsolutni ekstremi određeni su na temelju autograma.

Klimatske podatke Opservatorija Zagreb, Grič objavljivao je Geofizički zavod do sada u više navrata. Tako je 10-godišnji niz (1928–1937) objavljen 1943. u građi za klimu Hrvatske 1, zatim 80-godišnji niz (1862–1941) u građi za klimu Hrvatske 2, i 105-godišnji niz (1862–1967) u zasebnom izdanju »Klimatski podaci Opservatorija Zagreb, Grič« 1970. Najveći dio grade iz tog izdanja nadopunjen je ovdje do 1990. godine. Pored toga, Zavod je redovno izdavao meteorološke podatke u svojim godišnjacima pod raznim naslovima u pojedinim razdobljima kao Meteorologijska opažanja, Godišnje izvješće, Mjesečni pregled meteoroloških posmatranja, Mjesečni meteorološki izvještaj, a dio rezultata izlazio je i drugdje u izdanjima bivših austro-ugarskih i jugoslavenskih meteoroloških uprava, te u edicijama Državnog hidrometeorološkog zavoda Hrvatske i svjetskim meteorološkim izvještajima poput »Monthly Climatic Data for the World, National Oceanic and Atmospheric Administration, National Climatic Centre, Asheville, N.C.«

Opservatorij Zagreb, Grič od početka rada 1861. do konca 1986. nalazio se je u sastavu Geofizičkog zavoda »Andrija Mohorovičić«, a od tada dalje je pod upravom Državnog hidrometeorološkog zavoda Hrvatske.

Contents

1. Introduction	6
2. Observations and measurements at the Zagreb-Grič Observatory and their publishing	7
3. Description of the presented data	13
3.1. Global radiation	13
3.2. Natural illumination	14
3.3. Air temperature	14
3.4. Humidity	15
3.5. Atmospheric pressure	15
3.6. Wind	15
3.7. Sunshine duration	16
3.8. Cloudiness	17
3.9. Rainfall	17
3.10. Observations of some forms of precipitation and other phenomena	17
Papers on climate and climate fluctuations, based on data collected at Zagreb-Grič Observatory	19
References	20
Appendix	21

Global radiation and natural illumination

Table 1a. Monthly and annual amounts, kcal/cm ²	23
1b. Monthly and annual amounts, MJ/m ²	26
2. Mean diurnal variation for the period 1958–1967	29
3. Hourly natural illumination on a clear day upon a horizontal surface on $\varphi = 46^{\circ}\text{N}$	29

Air temperature

Table 4.	Monthly and annual mean values	30
5.	Some data on the variability of monthly and annual mean values for the period 1862-1990	33
6.	Intermonthly differences in the annual mean course	34
7.	Mean seasonal values	34
8.	Monthly and annual mean maxima	35
9.	Monthly and annual mean minima	38
10.	Monthly and annual absolute maxima	41
11.	Monthly and annual absolute minima	45
12a.	Daily mean values for the period 1862-1990	49
12b.	Standard deviations of the daily mean values for the period 1862-1990	50
13.	Highest daily mean values for the period 1862-1990 and the year of occurrence	51
14.	Lowest daily mean values for the period 1862-1990 and the year of occurrence	53
15.	Duration of daily mean values above and below certain thresholds for the period 1862-1990	54
16.	Absolute maxima for every day of the year for the period 1921-1950	55
17.	Absolute minima for every day of the year for the period 1921-1950	56
18.	Number of days with minimum temperature -10.0°C or less	57
19.	Number of days with maximum temperature below 0.0°C	59
20.	Number of days with minimum temperature below 0.0°C	62
21.	Number of days with maximum temperature 25.0°C or more	64
22.	Number of days with maximum temperature 30.0°C or more	67
23.	Number of days with minimum temperature 20.0°C or more	69
24.	Diurnal mean variation for the period 1931-1960	72
25.	Diurnal mean variation on clear days for the period 1941-1950	72
26.	Hour of occurrence of daily maxima for the period 1941-1950, frequencies	73
27.	Hour of occurrence of daily minima for the period 1941-1950, frequencies	74
28.	Relative temperatures	74

Relative humidity

Table 29.	Monthly and annual mean values	75
30.	Number of days with relative humidity 30% or less at least at one of the three observation times	76
31.	Number of days with relative humidity 80% or more at 14 h	78
32.	Diurnal mean variation for the period 1946-1965	79

Water vapour pressure

Table 33a.	Monthly and annual mean values, mmHg	80
33b.	Monthly and annual mean values, hPa	81
34.	Monthly and annual maxima on the basis of data at the three observation times	83
35.	Monthly and annual minima on the basis of data at the three observation times	85

Atmospheric pressure

Table 36a.	Monthly and annual mean values, mmHg (700+)	87
36b.	Monthly and annual mean values, hPa	90
37.	Some data on the variability of monthly and annual mean values for the period 1862–1990	93
38.	Intermonthly differences in the mean annual course	94
39.	Monthly and annual mean maxima	94
40.	Monthly and annual mean minima	96
41.	Monthly and annual absolute maxima	98
42.	Monthly and annual absolute minima	100
43.	Diurnal mean variation for the period 1931–1960	102

Wind

Table 44.	Annual relative frequencies of wind directions	103
45.	Monthly relative frequencies of wind directions for the period 1951–1960	104
46.	Monthly relative frequencies of wind directions at synoptic observation times for the period 1951–1960	105
47.	Monthly and annual mean velocities	106
48.	Diurnal course of the hourly mean velocities for the period 1941–1950	108
49.	Monthly and annual absolute maximum velocities	108
50.	Number of days with a wind velocity 15.0 m/s or more	110
51.	Number of days with a strong wind (6 Beauforts or more)	111
52.	Number of days with a gale wind (8 Beauforts or more)	112
53.	Seasonal and annual mean relative frequencies of wind directions depending on wind velocity classes for the period 1950–1965	114
54.	Monthly and annual mean velocities belonging to particular wind directions for the periods 1901–1910 and 1941–1950	116
55.	Monthly and annual mean wind vector and steadiness for the period 1951–1960	117

Sunshine duration

Table 56a.	Monthly and annual sums after Jordan sunshine recorder	118
56b.	Monthly and annual sums after Campbell-Stokes sunshine recorder	120

57. Hourly mean sums for the period 1931-1960 after Jordan sunshine recorder	122
58. Probability of sunshine (regardless of the sunshine duration) for the period 1931-1960	122

Cloudiness

Table 59. Monthly and annual mean values	123
60. Diurnal mean variation for the period 1931-1960	126
61. Number of clear days	126
62. Number of cloudy days	130

Rainfall

Table 63. Monthly and annual amounts	133
64. Some data on the variability of monthly and annual amounts for the period 1862-1990	136
65. Absolute and relative frequencies of the monthly and annual amounts for the period 1862-1990	137
66. Seasonal mean amounts	138
67. Maximum daily amounts	139
68. Number of days with the amount 0.1 mm or more	143
69. Number of days with the amount 1.0 mm or more	146
70. Number of days with the amount 10.0 mm or more	149
71. Daily mean intensity	152
72a. Diurnal variation of mean intensity for the period 1931-1960	152
72b. Annual variation of diurnal mean intensity for the period 1862-1990	153
73a. Diurnal variation of the rainfall probability for the period 1931-1960	154
73b. Annual variation of the probability for day with rainfall 0.1 mm or more for the period 1862-1990	155

Precipitation

Table 74. Number of days with rain (•, ♀, *, ∇, Δ)	156
75. Number of days with snow (*, *, Δ, Δ, ↔)	159
76. Number of days with hail (▲, Δ)	162

Other phenomena

Table 77. Number of days with thunderstorm (⊗, (⊗), T)	165
78. Number of days with snow cover of 1 cm or more	168
79. Number of days with fog (≡, ≡, ≡)	170

1. Introduction

Meteorological measurements at Zagreb started on several occasions and were carried out at different locations in the town. So from 1829 until 1830 air temperature and water-level of the Sava River by the Sava Bridge were measured. For the period 1841–1842 complete meteorological observations and measurements were carried out at an unknown location so far, and then in 1853 the »Observatorium meteorologični« in Opatička Street 18 started to work but it ceased to work the very next year. The instruments were then moved to the »Gospodarsko pokušalište« in Malinova Street 9, where the measurements continued for two years subsequently. Another attempt was made at the secondary school at Katarina Zrinska Square. Measurements were carried out there in the period between 1857 and 1859. Finally, regular meteorological observations and



Figure 1. The outline of the Upper Town in Zagreb with the locations of meteorological stations: 1. in Opatička Street, 2. in Malinova Street, 3. in Katarina Zrinska Square, 4. at Grič.

measurements started at Grič on December 1, 1861 and have been continued without interruptions.

The last four meteorological stations, locations of which are displayed in Fig. 1, are all situated on the same hill which slopes from the mountain of Medvednica to the plain of the Sava River and ends near Ilica street. The Grič Observatory is located on its very brow, roughly 40 meters above the Lower Town.

2. Observations and measurements at the Zagreb-Grič Observatory and their publishing

Ever since the start of the work of the Zagreb-Grič Observatory, homogeneous series of meteorological data taken at the approximately same location during more than 130 years in succession has been available. These data can be considered homogeneous for several reasons. Firstly, both the location of the Observatory (Fig. 2) and the position of instruments inside the Observatory have remained very much the same (Fig. 3). The thermometer screen was twice transferred from one window to another in 1864 and in 1871, but its position – at the same height of the first floor and facing north – has always been the same (Fig. 4). Instruments for measuring pressure have continuously remained at the same place, i.e., in the Observatory's room on the first floor. Instruments for measuring precipitation have been constantly placed in the yard (Fig. 5) and instruments for measuring other elements such as wind, solar radiation and sunshine duration (Fig. 6, 7 and 8) have been installed on the terrace above the



Figure 2. Surrounding of the Observatory, located at a park in Grič, has not significantly changed during the last 130 years.

roof. Secondly, measurements have been continuously carried out every day without a single day break, so that none of data had to be interpolated. Instruments have always been taken great care of and they have been kept in a good working condition. Measurements and basic data analysis have been performed from the very beginning of the Observatory's activity by properly qualified persons, often by highly qualified meteorologists, geophysicists and physicists, who have been constantly working by turns. Hence, the probability of making some systematic mistakes in the course of either measurements or analysis is reduced to a minimum. The area around the Observatory has not been changed considerably during the period of interest. New buildings have not been built since and the surrounding parks and promenade have remained untouched. The data can be taken for time series that are suitable for research of climate and climate changes.

However, during the past 130 years, town of Zagreb has grown and the area laid with concrete and asphalt has become wider and larger. Some influence of the town growth can be seen in the temperature, cloudiness and precipitation data. This effect that has also been registered in other towns is based not only on the expansion of the built-up area, but also on the increasing production of various waste products of combustion that affect energy balance by warming an »opaque cap« and a »heat island« above the city.

Climate data published here include the results of measurements of almost all meteorological elements. From the start of the work of the station, measurements and observations were carried out at 7, 14 and 21 h, and in the period between April 6, 1941 and January 1, 1987 at 7, 13 and 19 h; furthermore,




Figure 3. Thermometer shelter at the window of the northern Observatory's wall.



Figure 4. A view onto the thermometric shelter from the observing area that is at the Observatory's yard.

control measurements were performed regularly at 9 o'clock. The phenomena had been observed continuously while cloudiness had been observed since May 1, 1926 at every full hour between 7 and 21 h.

After the Geophysical Institute had moved into its new building (Fig. 9) the management over the Grič Observatory has been taken over by the State Hydrometeorological Institute since January 1, 1987. Since that time the measurements have been carried out seven times a day between 7 and 21 h.




Figure 5. Various types of ombrometers and ombrographs.




Figure 6. Anemographs and heliographs on the roof terrace of the Observatory.

By means of measured data, corrections for autographs at full hours according to mean local time have been defined. Thus, obtained values at standard climatological observation time at 7, 14 and 21 h have been selected as the basis for all the tables in this publication.

We believe that the prepared data are useful not only to those who are interested in changes and fluctuations of climate, but also to experts in fields in which taking climate circumstances into consideration may help to improve business and increase production. As almost all of human activities depend upon weather and climate, we hope that the circle of a users of this publication will be wide. All the users of these data are kindly requested to inform the publisher if any mistakes should be noticed.

Data of the Zagreb-Grič Observatory have been published on several occasions. Some data from the beginning period of 80 years were published in 1946 by the Geophysical Institute under the title »Climatic data taken at the Zagreb-Grič Observatory for the period 1862–1941«. The greatest part of material used in this publication is taken from the earlier similar edition of the Geophysical Institute titled »Climatic data of the Zagreb-Grič Observatory for the period 1862–1967«. Annual reports on regular measurements and observations have been published during the past 130 years under various titles as: »Meteorological Observations«, »Annual Report«, »Monthly Review of Meteorological Observa-



Figure 7. A view on the southern roof terrace with instruments and the mast of the universal Fuess anemometer.

tions«, »Monthly Meteorological Report« etc. The data taken in the period between 1889 and 1986 have been published mainly »in extenso«. Besides that, the results have been published elsewhere, for instance, in the meteorological year-books of the former Austro-Hungarian and Yugoslav state administration, then in editions of the State Hydrometeorological Institute and in the world meteorological reports like »Monthly Climatic Data for the World, National Oceanic and Atmospheric Administration, Environmental Data Service, National Climatic Data Center, Asheville, N.C.«.



Figure 8. Pyranometer and pyranometer with shadow ring at the central terrace of the Observatory.



Figure 9. The new building of the Geophysical Institute at Horvátovac.




Figure 10. Sprung-Fuess barograph.

3. Description of the presented data

At the Zagreb-Grič Observatory the following meteorological parameters are measured and analyzed: global solar radiation, air temperature, humidity, atmospheric pressure, wind, sunshine duration and rainfall. Cloudiness is visually observed as well as duration of precipitation and other phenomena. Some details about the kind of presented data and about the way in which they are analyzed are given in the following notes.

3.1 Global radiation

Continuous series of measurements of global radiation at the Zagreb-Grič Observatory has existed since November 25, 1948. Data were obtained by means of the Robitzsch's actinograph until 1957, and since 1958 the solarigraph Moll-Gorczyński has come into use. Instruments are situated about 18 meters above the ground. They are placed on the terrace of the building at Grič 3 and have a free horizon during the whole year.

Tables 1a and 1b show monthly and annual amounts of global radiation (kcal/cm^2 , or MJ/m^2) and refer to the period between 1862–1990. These amounts have been obtained only to a lesser extent (since 1949) by means of an instrument, and to a larger extent (for the period 1862–1948) they were obtained by calculation.

The data for the period 1862–1888 are obtained from monthly mean values of cloudiness (N) at observation hours using the formula:

$$G = G_o (0.73 - 0.24N - 0.42N^2)$$

while the data for period 1888–1948 are obtained as a mean of two values, the first being calculated according to the above-mentioned formula and the second being calculated from data on insolation duration using the formula:

$$G = G_o (0.16 + 0.64s/S)$$

In both formulas G is the amount of global radiation, G_o is the extraterrestrial radiation value, S is the probable and s the actual insolation duration; cloudiness, N , has been in the first formula expressed in the decimal form and not in tenths as is usually done.

The calculated values have been taken from Penzar (1962) while measurements performed with the Robitzsch's actinograph have been taken from Penzar (1959). Until 1984, the global radiation was measured in cal/cm^2 , and since 1984 it has been expressed in J/cm^2 for every unit of time.

Table 2 represents mean diurnal course of global radiation and is based on the Moll-Gorczyński solarigraph. Hourly amounts have been taken from a solarigram and refer to the actual solar time.

3.2 Natural illumination

As natural illumination is not measured, the estimation of the daily course of illumination for the clear sky is only given here. Table 3 is based on the data taken from Penzar and Marki (1992).

3.3 Air temperature

The main instrument for air temperature measurement has been a bulb thermometer with mercury since the beginning. Records of air temperature started on January 1, 1880 and were at first performed by means of the Hipp's thermograph that samples at every 10 minutes. From the beginning of 1896 records have been continuous. While the Richard's thermographs were used in the beginning, since 1927 the Fuess thermograph has come into use. Air temperature was measured in degrees R (°R) until the end of 1870 and in degrees C (°C) later.

A thermometer is placed in the meteorological shelter at the window on the first floor, 6.2 m above the ground.

Tables 4, 5, 6 and 7 show monthly mean temperatures and are calculated according to the formula: $(t_7 + t_{14} + 2t_{21})/4$. For the period of 1862–1870, monthly mean values were calculated from the daily means that had been first converted into degrees C.

Tables 8 and 9 give mean maxima and minima determined from thermograms. Since there were no records before, the tables begin with the year 1880. Data are based on the values of daily maxima and minima that until 1961 refer to time interval 0–24 h, and after 1961 to the 24 h interval starting at the 21 h until 21 h next day (shorten 21–21 h).

Tables 10, 11, 16 and 17 represent absolute maxima and minima: for the period 1862–1879 extremes from measurements at 7, 14 and 21 h, for the period 1880–1898 extremes from 24 hourly values, since 1899 the actual extremes according to thermograph records. Data given here also refer to the interval between 0 and 24 h until 1961 and after that time to the interval 21–21 h.

Tables 12a, 12b, 13 and 14 contain daily mean values, standard deviation, highest and lowest values. Daily mean values have been calculated according to the formula: $(t_7 + t_{14} + t_{21})/3$.

Table 15 provides data obtained from the mean annual course of temperature that consists of 365 daily values.

Tables 18–23 show data based on records between 0 and 24 h until 1961, and between 21 and 21 h after 1961.

Table 25 displays clear days, i.e. those for which daily mean cloudiness determined by measurements at 7, 14 and 21 h is not larger than 2 tenths.

Tables 26 and 27 have been taken from Štok (1956).

Table 28 shows the degrees by which mean monthly averages exceed the temperature of the coldest month expressed in percent of the amplitude.

3.4. Humidity

Measurements of humidity performed with a psychrometer have been carried out since the beginning of the work of the Observatory while records by a hygrograph started in 1892. Due to some changes in the methods of measuring humidity (moistening and ventilating of instruments, psychrometrical tables), only data since 1944 that are completely homogeneous are given here. Data are obtained by means of the Fuess aspiration psychrometer and by the appropriate psychrometrical tables edition »Reichsamt für Wetterdienst, Berlin« from 1940. For a continuous record of relative humidity, the Fuess daily hygrograph is used. The psychrometer is placed inside the shelter at the first floor, 6.2 m above the ground. Until 1984 water vapour pressure was measured in mmHg, and since then in hPa.

Tables 29, 33a and 33b show monthly mean values determined as an arithmetical mean of data obtained at 7, 14 and 21 h.

Tables 34 and 35 refer to the climatological observation times, 7, 14 and 21 h, and are determined from temperature and relative humidity.

3.5. Atmospheric pressure

The main instrument for measuring atmospheric pressure has been a mercury barometer from the start of the work of the Observatory. Records of atmospheric pressure started on January 1, 1880 and were at first performed with Hipp's barograph that samples every 10 minutes. Since January 1, 1896 records have been continuous. Over the beginning period the Richard's barograph was used. Since March 1, 1903 the Sprung-Fuess mercury barograph (Fig. 10), that works on the principle of scales, has been used.

Until the end of 1870 atmospheric pressure was measured in the Paris lines, after that in mmHg and since 1984 in hPa (1 Paris line = 2.2559 mmHg, 1mmHg = 1.3332 hPa). The height of the barometer is 162.5 m above sea-level.

Tables 36a, 36b, 37 and 38 show monthly mean values of atmospheric pressure determined from the formula $(p_7 + p_{14} + p_{21})/3$.

Tables 39–42 represent maxima and minima of atmospheric pressure determined by the barograph records and refer to time interval 0–24 h.

3.6. Wind

From the very beginning of measurements at the Observatory, wind direction has been determined by means of a wind vane while wind force was estimated according to the Beaufort scale. Records of wind directions and velocity began in 1880 and were at first performed at intervals of 10 minutes with the Moritz-Ornaghi anemoscope. After 1900 the Sprung-Fuess anemograph was in use and since 1946 the universal Fuess anemograph has been employed. Instruments were and still are situated on the terrace of the Observatory building. The

receiver of the universal anemograph is placed on a mast 5.7 m above the roof, or 23.0 m above the ground.

The tables do not contain data for the whole secular period of measurement on the Observatory but for some chosen parts of that period as representative for the significant characteristics of the wind regime to describe.

Table 44 contains data on the particular wind directions calculated from three hourly data (time intervals 6-7, 13-14 and 20-21 h).

Tables 45 and 46 contain data on particular wind directions during the appropriate hourly intervals but for January, April, July and October. Data are obtained from the universal anemograph. Table 45 has been taken from Lisac (1967).

Tables 47 and 48 are based upon mean velocities from 24 hourly intervals.

Tables 49 and 50 contain data on instantaneous gusts of wind recorded with the universal anemometer.

Tables 51 and 52 are based upon the visual estimations of the wind force according to the Beaufort scale.

Table 53 is based upon the data from Lisac (1968).

Table 54 shows data calculated from hourly intervals 6-7, 13-14 and 20-21 h.

Table 55 shows elements of the mean resultant wind vector (calculated from hourly intervals 6-7, 13-14 and 20-21 h) determined in the usual way (comp.: Conrad, Pollak, 1950).

3.7. *Sunshine duration*

Data on sunshine duration are available since 1889. Over the entire time interval heliographs working on the principle of the photochemical effect of the sun-rays are in use; the Maurer heliograph with one cylinder until 1889, and Jordan heliograph with two cylinders since 1900. Since 1937 also the Campbell-Stokes heliograph that works on the principle of the thermal effect of the sun-rays has been used. The instruments are constantly mounted on the terrace that is located in the south-west wing of the building, about 18 m above the ground. They have a free horizon throughout the year.

Table 56-a contains measurements performed with the Maurer and Jordan heliograph.

Table 56-b refers to the Campbell-Stokes heliograph.

Table 57 can be compared to those from the 36-year long sequence taken from Goldberg (1933).

Table 58 gives probability of sunshine as the quotient of a mean number of hours per month during which the sunshine duration lasted at least 0.1 hour and of a number of days in a month.

3.8. Cloudiness

Cloudiness is determined visually. From the beginning of the work of the Observatory until 1926, cloudiness was observed only at the observation times while from 1926 at every full hour between 7 and 21 h. Hourly observations were introduced in 1906 but they continued for only three years.

Observation of characteristic forms of clouds in terms of genera, species, varieties and quantity of clouds is determined. Here are given only data on quantity that is expressed in the tenths of a sky.

Table 59 shows monthly mean values of cloudiness that have been obtained as an arithmetical mean of data observed at 7, 14 and 21 h. The data in the table are calculated with accuracy to an additional decimal place than is usually obtained by the observation.

3.9. Rainfall

Rainfall is measured ever since the Observatory started to work and that is performed regularly at 7 h by means of a rain-gauge. From the beginning of 1894 the Usteri-Reinacher ombrograph was in use, and since July 1, 1908 the Fuess pluviograph and nyphograph have been used to record precipitation duration and intensity. Instruments are situated in the Observatory's yard. Open ends of a rain-gague, of a pluviograph and of a nyphograph are placed 1.9 m above the ground.

Rainfall were expressed in the Paris lines until the end of 1870 (1 Paris line = 2.2559 mm), and after that time in millimetres.

Tables 63, 64, 65 and 66 contain monthly, seasonal and annual amounts rounded up to whole millimetres.

Table 67 shows maximum daily amounts that refer to the time period from 7 h of the previous day until 7 h of the day of measurement.

Tables 68, 69 and 70 contain amounts of precipitation and also refer to the time intervals 7-7 h.

Table 71 displays days with precipitation, defined as the 24 hourly interval from 7 until 7 h, during which at least 0.1 mm of rainfall has been measured.

Table 72a shows hourly mean intensities obtained as the total rainfall within the particular hour in the course of 30 years divided by the number of hourly intervals during which at least 0.1 mm of rainfall has been recorded.

Table 72b gives the ratio between total amount for a given day and the number of days with rainfall 0.1 mm or more.

Table 73a shows the probability that during a particular hour at least 0.1 mm of rainfall is recorded.

Table 73b shows the probability for daily amount 0.1 mm or more.

3.10. *Observations of some forms of precipitation and other phenomena*

Visual observations of atmospheric phenomena have been carried out from the start of the work of the Observatory. Data given here refer only to some of these phenomena. Regular measurements of the snow depth at the ground began in the autumn of 1893. A snow stake for measuring snowfall is still in use and measurement is being performed at 7 h at several places inside the Observatory's yard. The height of new snow cover has been measured since autumn 1949.

Table 74. As a day with rain we consider the period from 0 to 24 h during which any of the following phenomena has been registered: rain, drizzle, sleet or frozen rain drops and since 1963 also ice pellets that according to the new international definition contains in itself both of the old terms – frozen rain drops and small hail or soft hail. Amount of precipitation as well as the fact whether precipitation had the form of a shower or not, have not been taken into consideration. We would like to point out that during the first few years of the work of the Observatory a common symbol used for rain and drizzle was $\ddot{\cdot}$.

Table 75. As a day with snow we consider the period 0–24 h during which any of the following kinds of precipitation has been registered: snow, sleet, snow pellets, snow grains, ice prisms and small hail. Amount and character of – showery or non-showery – precipitation have not been taken into consideration.

Table 76. As a day with hail we consider the period 0–24 h in which it hailed. Until 1963 the size of hail stones was not taken into consideration, so that small or soft hail (the former symbol Δ) was also regarded as the same phenomenon. After the international definition of hydrometeors had been changed, only phenomenon of hail, i.e., ice-stone the diameter of which amounts to more than 0.5 cm has been taken into consideration.

Table 77. As a day with thunderstorm we consider that period from 0 to 24 h during which at the Observatory at least once a thunderstorm or only a thunder without lightning has been observed, regardless the fact whether this discharging of electricity happened in the vicinity of the Observatory or not. We would like to point out that at the very beginning of the Observatory's work, a symbol used for thunderstorm was \uparrow .

Table 78. As a day with snow cover we consider that one on which the mean depth of snow cover in the yard of the Observatory's building measured at 7 h amounted to 1 cm at least. Such phenomenon has been marked with symbol \boxplus . Data before 1911 have not been taken into consideration because of some inhomogeneities that existed in the way that measurements were performed, as it has been found out by Kirigin (1957).

Table 79. As a day with fog we consider that one during which the horizontal visibility was less than 1 km because of the presence of water droplets in the air. Intensity and duration of fog have not been taken into consideration. Data before 1921 have not been presented because of the fact that fog was not regularly observed always.

Acknowledgements

Statistical analysis of the material obtained since 1967 was performed by the assistants of the Institute, Dr. Branko Grisogono and M.Sc. Zvezdana Klaić, and by the meteorological technicians, Zdenko Freljeh and Zlatko Matica.

We would like to emphasize here that we are grateful to the State Hydrometeorological Institute for their help as they have kindly put the obtained data for the period between 1987 and 1990 at our disposal.

Papers on climate and climatic fluctuations, based on data collected at the Zagreb-Grič Observatory (listed chronologically)

1. Goldberg, J (1953): Beiträge zur Untersuchung der Klimafluktuationen in Jugoslawien, Papers of Geophysical Institute in Zagreb, III/3, 27 pp (in Croatian).
2. Goldberg, J. (1954): O recentnim fluktuacijama naše klime, Predavanja održana u JAZU, Zagreb, 12, 1-27. (in Croatian).
3. Penzar, B. (1957): Temperaturklassifikation der Winter in Zagreb, Papers of Geophysical Institute in Zagreb, III/9, (in Croatian).
4. Penzar, I. (1959): Die Globalstrahlung in Zagreb auf grund 10-Jährigen Messreihe, Papers of Geophysical Institute in Zagreb, III/12, 31 pp.
5. Penzar, B., Volarić, B., Penzar, I. (1967): Contribution to knowledge of secular fluctuation of temperature and rainfall in Yugoslavia, Zbornik radova povodom proslave 20. godine rada Hidrometeorološke službe, Savezni hidrometeorološki zavod, Beograd, 63-89 (in Croatian).
6. Šegota, T. (1969): Secular fluctuations of precipitation in Zagreb, Croatia, Geografski glasnik, 31, 5-53 (in Croatian).
7. Šegota, T. (1970): Secular fluctuations of temperature in Zagreb, Croatia, Geografski glasnik, 32, 39-60 (in Croatian).
8. Lisac, I. (1974): Orographic influence on the near-ground air flow in Zagreb, Zbornik radova 5, Savezni hidrometeorološki zavod Beograd, 105-113.
9. Penzar, B. (1976): The climates of Zagreb, Osijek, Rijeka and Split, Geographical papers 3, 195-224.
10. Penzar, B. (1976): Drought severity index for Zagreb and its statistical forecast, Rasprave i prikazi, 13, 1-58 (in Croatian).
11. Jurčec, V., Juras, J. (1976): The statistical analysis of dry and wet spells by the application of Markov chain probability model, Rasprave i prikazi, 13, 59-98 (in Croatian).
12. Jurčec, V. (1976): Statistical analysis of rainfall extremes in the upper part of Sava river basin, Rasprave i prikazi, 13, 99-141 (in Croatian).
13. Penzar, I., Penzar, B. (1976): Assessment of dryness and wetness based on precipitation, water supply in the soil and potential evapotranspiration, Poljoprivredna znanstvena smotra 36(46), 113-138 (in Croatian).
14. Makjanić, B. (1977): On Alt's measure of continentality, Időjárás 81, 176-181.
15. Makjanić, B., Penzar, B., Penzar, I. (1977): The contribution to the study of the climate of Zagreb, I, Papers of Geophysical Institute, III/18, 186 pp (in Croatian).
16. Makjanić, B. (1977): Da li se klima u posljednje vrijeme mijenja, Priroda 64, 140-145 (in Croatian).
17. Lisac, I. (1977): Seasonal and interannual variation of the surface energy spectra in a period range 2 hours to 12 days, Proceedings US Nat. Conf. Wind Engineering Research, CSU Ft Collins Colorado USA, I-30-1 to I-30-4.

18. Lisac, I. (1977): The structure of the near-ground air flow in Zagreb, Doktorska disertacija, Sveučilište u Zagrebu, 116 pp (in Croatian).
19. Lisac, I. (1978): The optimal line for turbulent wind oscillations, determined from energy spectra, Proceedings ICAM-78, 77–79.
20. Lisac, I. (1980): The space differences in surface energy spectra, Abhandlungen des Meteorologischen Dienstes DDR, Nr 124, B. XVI, Berlin, 111–113.
21. Šinik, N. (1980): Variation of Zagreb climate, Doktorska disertacija, Sveučilište u Zagrebu, 101 pp (in Croatian).
22. Šinik, N. (1981): Air temperature secular climatic fluctuation at Zagreb, Zbornik meteoroloških i hidroloških radova 7, 37–40 (in Croatian).
23. Šinik, N. (1984): Local climatic model of cloudiness and air temperature applied to Zagreb, Monografije 2, 30 pp (in Croatian).
24. Lisac, I. (1984): The wind in Zagreb, Geofizika 1, 47–134 (in Croatian).
25. Lukšić, I. (1984): Air humidity in Zagreb, Geofizika 1, 3–45 (in Croatian).
26. Juras, J. (1985): Some characteristics of climatic change at Zagreb during the last thirty years, Geofizika 2, 93–102 (in Croatian).
27. Šegota, T. (1986): The mean air temperature in Zagreb, Geografski glasnik, 48, 13–25 (in Croatian).

References

- Conrad, V., Pollak, L.W. (1950): *Methods in Climatology*, Cambridge Mass, 178 pp.
- Goldberg, J. (1933): Trajanje insolacije u Zagrebu, Rad JAZU, 246, 119–160.
- Kirigin, B. (1957): Snježni pokrivač u Zagrebu, Rasprave i prikazi HMZ SRH 2, 1957, 27 pp.
- Lisac, I. (1967): Dnevni hod smjera vjetra u Zagrebu (manuscript).
- Lisac, I. (1968): Vjetar za studiju o klimi Zagreba (manuscript).
- Penzar, I. (1959): Globalna radijacija u Zagrebu na temelju 10-godišnjeg mjerenja, Papers of the Geophysical Institute 12, 31 pp.
- Penzar, I. (1962): Dinamički utjecaj vremena na globalnu radijaciju u Zagrebu, M. Sc. Thesis, Faculty of Science, University of Zagreb, 40 pp.
- Penzar, I., Marki, A. (1992): Mathematical simulation of diurnal variation of natural illumination, Proceedings of meeting of the group for Agrometeorology in the Working community Alpe-Adria, Ljubljana, 89–98
- Štok, N. (1956): Aperiodička i periodička amplituda temperature, te njihov omjer u Zagrebu, B. Sc. Thesis, Faculty of Science, University of Zagreb, 30 pp.

Appendix

GLOBAL RADIATION

Monthly and annual amounts (kcal/cm²)

Year	I	II	III	IV	V	VI	VII	VIII	IX	X	XI	XII	Sum
1862	2.62	3.72	9.39	12.41	14.06	12.52	17.90	14.12	10.03	7.12	0.85	3.40	108.14
63	3.55	7.99	6.39	13.15	16.15	15.25	15.73	15.97	11.11	7.12	2.70	2.89	118.00
64	4.29	4.06	7.28	10.77	13.48	13.18	14.85	13.24	9.37	5.63	2.53	1.37	100.05
65	2.85	4.59	5.27	14.61	16.46	12.52	15.91	13.69	13.11	6.36	3.51	2.89	111.77
66	3.14	3.95	5.76	11.10	12.06	16.37	15.38	12.29	11.65	8.13	3.73	3.51	107.07
67	3.07	5.84	6.84	11.61	16.15	15.81	16.59	14.92	11.86	5.95	5.38	2.40	116.42
68	1.83	7.42	5.27	11.61	15.14	13.61	12.03	11.61	10.28	6.36	4.09	2.27	101.52
69	3.68	5.93	5.92	10.24	13.68	12.28	14.09	10.54	10.76	6.16	3.19	1.14	97.61
70	2.77	2.92	5.92	13.30	15.32	12.52	14.66	9.58	10.28	6.36	3.03	1.80	98.46
1871	2.32	6.92	9.28	10.06	13.87	14.24	18.04	13.83	11.54	5.74	1.25	3.45	110.54
72	2.24	2.80	8.26	12.25	15.00	13.18	15.02	13.08	11.11	6.46	3.95	2.95	106.30
73	2.92	4.38	8.90	10.59	13.28	16.36	17.33	15.64	10.76	7.47	3.95	3.66	115.24
74	3.28	6.11	10.51	10.94	10.51	15.81	16.87	11.78	11.75	6.85	2.70	2.07	109.18
75	3.81	6.11	9.15	13.00	15.49	16.37	16.07	15.41	10.88	5.52	3.88	3.56	119.25
76	3.14	5.09	7.85	11.61	11.85	15.45	14.66	14.39	9.64	7.30	2.87	2.78	106.63
77	3.99	5.40	8.39	10.41	13.87	16.72	15.91	15.17	9.50	7.12	4.99	2.34	113.81
78	3.74	3.76	9.39	11.28	14.43	15.63	13.08	13.97	9.77	6.36	3.51	2.21	107.13
79	2.77	4.49	9.39	7.71	12.06	17.55	16.87	15.86	11.35	5.19	3.58	3.86	110.68
80	4.73	4.79	11.11	11.28	13.08	14.86	18.42	9.97	10.40	6.26	3.35	2.27	110.52
1881	2.77	5.29	7.13	6.66	14.06	15.45	17.90	15.29	9.64	2.69	5.11	2.27	104.26
82	3.93	7.81	10.41	12.41	14.79	16.00	14.47	13.08	8.67	4.96	4.16	2.59	113.28
83	3.62	4.99	6.54	9.87	14.06	15.63	17.18	14.79	9.64	4.96	2.87	2.59	106.74
84	3.41	5.75	6.99	7.93	14.97	8.29	15.02	12.93	11.54	6.36	3.73	3.30	100.22
85	2.62	5.93	8.51	11.61	14.06	18.19	17.62	14.79	12.52	5.74	2.18	2.78	116.55
86	2.39	3.04	9.74	12.10	14.79	12.96	17.48	12.78	12.20	6.94	2.95	1.80	109.17
87	3.21	4.70	6.84	12.25	11.62	14.45	16.87	14.48	11.00	5.07	3.19	1.58	105.26
88	1.49	2.18	6.08	8.73	14.97	14.96	14.66	14.65	9.77	6.75	3.95	2.78	100.97
89	2.92	4.87	7.91	10.06	14.33	16.16	16.29	13.55	6.83	4.98	3.27	1.43	102.60
90	1.97	2.70	8.88	10.23	13.68	15.04	15.47	16.27	9.56	6.78	2.70	1.76	105.04
1891	2.67	5.23	8.40	9.07	14.91	15.28	15.68	14.57	11.95	7.13	2.89	2.73	110.51
92	3.04	4.01	8.18	10.14	13.65	15.41	17.06	15.66	12.41	6.56	3.69	2.91	112.72
93	2.91	6.59	9.78	14.55	12.84	13.66	16.48	14.11	10.83	7.86	2.29	2.39	114.29
94	2.41	7.20	9.22	11.97	14.06	15.43	18.34	15.26	9.34	5.93	3.53	2.23	114.92
95	2.67	5.25	7.46	9.88	14.60	15.84	17.16	14.97	12.51	5.41	3.48	2.20	111.43
96	2.53	6.98	9.19	10.50	11.75	14.15	16.19	12.29	10.13	5.51	2.65	1.72	103.59
97	2.60	6.45	8.65	10.79	12.05	17.12	15.62	16.19	10.52	5.91	4.22	2.58	112.70
98	2.66	4.24	8.30	10.48	14.09	16.10	15.35	16.15	11.54	5.40	2.04	3.06	109.41
99	3.52	7.04	9.25	10.43	11.27	14.93	14.99	14.27	9.93	8.46	4.48	2.04	110.61
1900	2.36	5.40	7.34	9.68	10.34	14.78	17.35	12.15	11.32	6.02	1.78	1.93	100.45
1901	3.84	6.54	6.17	11.30	14.59	15.08	16.51	13.36	8.06	4.93	3.97	2.59	106.94
02	4.31	2.07	8.84	12.24	12.08	13.61	16.59	14.72	11.23	4.52	2.82	2.24	105.27
03	4.50	6.19	9.51	10.81	14.25	13.61	14.50	15.63	11.56	6.28	2.94	1.06	110.84
04	1.45	3.41	5.31	9.07	13.88	14.47	17.68	14.39	6.93	4.85	3.98	2.52	97.94
05	4.30	4.80	7.28	11.41	11.65	14.95	18.01	15.01	11.21	5.65	2.63	3.13	110.03
06	3.19	3.89	8.77	13.04	14.18	11.80	14.42	15.87	9.61	5.60	4.43	1.50	106.30
07	3.26	4.69	8.93	6.89	15.67	15.69	13.62	15.65	11.23	6.74	3.58	2.24	108.19
08	3.99	5.60	6.91	8.33	13.15	17.77	15.32	11.78	11.45	7.94	4.40	1.70	108.34
09	2.34	4.07	6.16	11.79	12.24	15.15	14.68	12.30	9.41	6.06	2.94	2.16	99.30
10	3.38	4.22	9.25	9.92	11.50	15.35	14.26	12.40	7.90	5.46	3.37	1.76	98.77
1911	3.40	6.44	7.93	11.82	11.77	15.97	16.57	13.85	10.26	7.00	2.99	2.12	110.12
12	2.78	5.33	7.94	8.66	12.17	15.03	15.33	12.10	5.39	6.23	3.75	2.51	97.22
13	2.25	5.34	8.67	10.11	12.79	15.65	11.95	11.41	8.90	7.43	3.70	3.03	101.23
14	2.70	6.51	7.95	12.12	12.27	14.14	13.31	15.64	9.66	5.38	2.57	2.28	104.53
15	2.61	4.83	7.06	9.49	11.75	14.78	15.48	12.39	9.81	3.22	3.06	2.55	97.03

Year	I	II	III	IV	V	VI	VII	VIII	IX	X	XI	XII	Sum
1916	3.86	4.90	7.49	10.94	14.82	15.11	15.70	14.47	8.54	5.88	2.21	1.69	105.61
17	2.11	6.09	6.96	9.75	15.83	18.13	16.09	15.55	12.95	5.55	3.54	1.92	114.47
18	3.43	5.54	8.37	10.02	13.29	13.11	14.50	12.37	10.94	4.62	2.67	2.05	100.91
19	1.61	4.61	7.22	7.95	12.47	14.43	13.07	13.61	11.27	3.82	2.21	1.89	94.16
20	2.98	5.77	8.11	10.23	14.50	11.33	16.61	11.31	9.75	5.85	2.12	1.35	99.91
1921	3.43	4.99	11.11	9.30	14.62	13.82	16.72	14.28	11.65	8.13	2.16	2.07	112.28
22	2.04	5.40	8.20	9.10	14.25	14.15	17.68	15.64	7.83	2.91	2.65	2.63	102.48
23	2.67	3.34	8.12	9.47	17.35	12.70	16.37	14.85	9.96	7.74	2.66	1.90	107.13
24	2.51	3.87	6.54	7.13	13.19	13.60	15.74	12.00	10.03	6.08	2.75	1.26	94.70
25	2.67	4.31	8.01	10.17	12.29	13.17	14.33	13.01	7.57	6.34	2.53	2.56	96.96
26	2.45	4.02	6.43	11.92	11.30	11.79	11.72	14.09	10.36	5.77	3.59	1.96	95.40
27	2.10	5.66	7.33	10.24	12.26	15.71	16.42	13.21	8.35	5.44	1.99	1.29	100.00
28	1.59	6.05	4.11	7.82	11.57	16.58	18.85	13.52	8.47	5.46	2.67	1.69	98.38
29	2.51	4.74	8.85	14.34	11.96	14.10	16.38	12.50	11.85	6.29	2.14	2.14	107.80
30	2.43	4.89	7.65	9.47	10.24	15.48	14.96	14.11	8.91	4.32	4.42	1.17	98.05
1931	2.25	2.22	7.23	11.06	14.52	16.59	17.64	13.43	7.14	6.63	2.73	2.82	104.26
32	2.65	7.04	6.76	10.24	13.37	15.75	16.33	15.34	11.00	4.75	2.57	1.13	106.93
33	1.19	4.85	7.68	8.23	9.04	13.42	15.96	14.98	9.56	5.25	2.36	1.31	93.83
34	1.96	6.59	6.32	11.92	12.84	13.03	15.90	12.08	10.41	5.06	3.77	1.43	101.31
35	3.20	5.10	8.77	9.70	13.43	16.29	15.82	13.23	11.42	5.69	2.51	1.49	106.65
36	2.32	3.58	7.38	8.42	10.42	12.47	16.58	13.80	9.81	4.83	2.38	2.56	94.55
37	2.45	3.79	5.15	6.30	12.48	12.76	14.95	11.98	8.47	5.60	2.47	1.71	88.11
38	3.30	5.43	9.60	9.18	12.41	17.39	15.57	9.88	9.84	5.94	3.13	1.71	103.38
39	2.26	5.82	7.19	12.50	9.04	15.07	17.82	13.19	9.64	4.10	2.42	2.75	101.80
40	2.36	4.65	7.45	11.19	9.47	11.23	13.66	12.60	9.39	4.83	2.64	2.28	91.75
1941	2.41	3.97	7.44	7.23	11.80	13.42	12.85	12.84	9.11	5.25	1.57	2.94	90.83
42	2.18	2.33	5.46	7.00	12.91	13.77	15.57	14.41	10.04	7.43	2.52	2.44	96.06
43	2.65	6.43	9.41	11.49	12.71	12.84	16.03	15.52	9.37	5.97	2.07	1.59	106.08
44	3.36	3.63	6.10	11.18	12.38	12.54	14.21	14.97	8.16	5.65	3.05	1.81	96.84
45	2.37	5.89	7.95	11.96	15.33	16.87	15.86	14.26	10.00	6.70	2.51	2.17	111.87
46	2.12	4.97	7.07	13.91	13.41	15.21	16.50	14.80	11.82	6.05	2.25	1.89	110.00
47	3.05	2.07	5.37	11.94	13.27	13.95	16.82	13.84	11.97	7.17	2.65	2.09	104.19
48	2.87	5.17	10.65	10.81	12.67	13.64	14.74	13.07	10.13	5.44	2.84	1.68	103.71
49	3.44	5.99	8.69	11.35	13.75	12.80	13.93	13.86	10.63	6.82	2.48	3.96	107.70
50	3.01	4.73	9.80	9.42	15.01	13.75	14.90	14.95	9.50	6.49	2.95	1.41	105.92
1951	2.30	4.10	8.00	10.10	11.09	12.86	13.60	14.20	9.40	4.06	3.70	2.30	95.71
52	2.44	4.38	8.66	11.56	14.94	16.61	16.27	14.20	9.02	6.27	3.35	1.16	108.86
53	2.50	5.28	11.17	11.15	15.25	13.00	16.00	13.74	9.50	6.13	2.93	1.23	107.88
54	2.95	4.09	7.60	9.22	11.91	14.30	14.57	14.06	9.94	6.50	2.37	1.94	99.45
55	1.27	3.22	6.83	11.12	14.09	14.09	13.11	12.14	9.65	4.70	2.95	1.48	94.65
56	2.57	2.78	7.38	9.41	13.65	13.58	17.17	13.42	10.18	6.24	2.03	1.41	99.82
57	2.56	4.21	8.72	9.86	11.93	18.17	15.21	12.62	8.63	5.13	2.27	1.27	100.58
58	2.47	4.01	7.64	9.08	16.88	13.95	17.61	15.41	11.09	5.97	1.60	2.79	108.50
59	2.92	4.49	6.83	12.05	14.02	13.39	14.53	12.39	10.64	6.44	2.66	1.73	102.09
60	2.78	4.30	6.08	9.47	13.34	14.28	15.50	15.02	9.31	6.51	2.99	1.90	101.48
1961	2.80	3.60	9.09	11.52	14.12	15.34	15.44	15.22	11.34	5.12	2.50	2.32	108.41
62	2.65	4.40	5.62	10.54	14.40	15.57	14.27	14.95	9.80	6.52	1.78	2.15	102.65
63	2.83	3.64	8.72	11.60	14.66	16.87	15.90	13.81	9.71	5.77	3.47	1.56	108.54
64	2.66	4.73	4.76	11.29	14.51	13.88	16.48	13.86	9.88	4.40	2.84	1.25	100.54
65	2.37	4.86	7.83	9.47	11.83	14.68	17.45	12.88	9.52	7.28	2.26	1.90	102.33
66	2.66	4.43	7.96	11.18	14.61	15.88	14.60	11.70	10.17	6.77	2.37	1.99	104.32
67	3.17	5.12	7.49	9.46	14.30	14.17	15.66	13.35	8.90	6.58	3.18	2.08	103.46
68	3.34	3.18	8.82	12.18	13.04	13.27	15.12	11.91	8.12	6.59	2.11	1.49	99.17
69	1.98	3.17	4.78	11.06	14.34	12.97	15.22	11.01	8.49	6.25	3.74	1.59	94.60
70	1.68	4.00	6.72	9.77	13.62	14.32	15.12	12.07	9.95	6.10	3.22	1.76	98.33
1971	2.22	4.53	5.97	10.72	14.25	14.60	15.42	13.53	9.15	7.61	3.21	2.35	103.56
72	1.60	2.81	8.49	8.35	12.84	15.11	12.60	11.86	8.11	5.27	2.96	1.61	91.61
73	2.13	4.59	8.52	9.82	16.93	13.59	16.31	13.96	10.50	6.88	4.33	2.78	110.34
74	1.85	4.43	7.99	11.52	13.60	14.75	17.59	14.57	9.61	4.54	3.48	2.69	106.62
75	3.76	5.33	7.08	11.30	13.80	12.56	16.69	13.21	11.46	5.98	2.49	1.94	105.60

Year	I	II	III	IV	V	VI	VII	VIII	IX	X	XI	XII	Sum
1976	3.85	4.03	9.88	11.46	16.03	16.61	15.54	12.93	9.20	5.04	3.06	1.89	109.52
77	2.11	4.46	9.05	11.60	15.59	16.87	15.82	13.44	10.46	6.80	2.95	2.19	111.34
78	2.07	3.85	9.04	11.02	10.93	14.95	15.35	13.83	10.84	6.25	1.41	2.04	101.58
79	3.27	1.29	8.64	11.30	15.26	13.46	13.27	12.71	8.52	5.63	2.61	2.22	98.18
80	2.25	4.37	6.77	9.48	10.05	12.32	13.99	11.95	9.09	5.32	2.84	3.01	91.44
1981	3.85	4.48	7.89	11.05	12.77	13.58	15.26	12.80	8.00	5.79	3.72	2.17	101.36
82	1.83	3.90	7.13	8.51	13.17	12.96	14.11	12.55	9.80	4.73	2.85	1.79	93.33
83	3.73	5.13	8.34	12.76	15.24	14.83	16.71	12.89	10.76	7.01	3.05	2.94	113.39
84	2.46	3.48	7.84	9.60	12.56	15.64	15.55	13.25	9.83	6.52	3.33	1.32	101.38
85	2.82	5.37	6.62	11.85	15.79	14.17	16.66	14.08	11.63	6.73	2.45	2.68	110.85
86	3.35	3.19	6.09	8.84	16.22	13.86	16.14	14.89	11.80	6.52	3.38	1.51	105.79
87	1.36	4.13	5.57	11.32	10.74	13.10	16.64	14.38	12.27	6.16	3.98	3.20	102.85
88	3.46	4.76	7.51	10.07	12.13	13.58	16.29	13.46	8.81	4.89	3.64	2.68	101.28
89	1.80	3.12	8.54	8.85	12.28	11.68	14.47	11.29	7.96	6.80	3.71	2.72	93.22
1990	2.24	5.77	8.88	9.37	13.50	12.75	15.54	13.98	8.52	5.64	2.29	1.59	100.07

Note: I 1987. - VII 1988., VIII - IX 1990. PUNTIJARKA; VIII 1988 - VII 1989., X - XII 1990. HORVATOVAC

Mean values (kcal/cm²)

Period	I	II	III	IV	V	VI	VII	VIII	IX	X	XI	XII	Sum
1862-1870	3.09	5.16	6.45	12.09	14.72	13.78	15.24	12.88	10.94	6.58	3.22	2.41	106.56
1871-1880	3.29	4.98	9.22	10.91	13.34	15.62	16.23	13.91	10.67	6.43	3.40	2.91	110.93
1881-1890	2.83	4.73	7.90	10.19	14.13	14.71	16.30	14.26	10.14	5.52	3.41	2.29	106.41
1891-1900	2.74	5.84	8.58	10.75	12.96	15.27	16.42	14.56	11.05	6.42	3.11	2.38	110.06
1901-1910	3.46	4.55	7.71	10.48	13.32	14.75	15.56	14.11	9.86	5.80	3.51	2.09	105.19
1911-1920	2.77	5.54	7.77	10.11	13.17	14.77	14.86	13.27	9.75	5.50	2.88	2.14	102.52
1921-1930	2.44	4.73	7.63	9.90	12.90	14.11	15.92	13.72	9.50	5.85	2.76	1.87	101.32
1931-1940	2.39	4.91	7.35	9.87	11.70	14.40	16.02	13.05	9.67	5.27	2.70	1.92	99.26
1941-1950	2.75	4.52	7.79	10.63	13.32	13.88	15.14	14.25	10.07	6.30	2.49	2.18	103.32
1951-1960	2.48	4.09	7.89	10.30	13.71	14.42	15.36	13.72	9.74	5.80	2.69	1.72	101.90
1961-1970	2.61	4.11	7.18	10.81	13.94	14.69	15.53	13.08	9.59	6.14	2.75	1.81	102.24
1971-1980	2.51	3.97	8.14	10.66	13.93	14.48	15.26	13.20	9.69	5.93	2.93	2.27	102.98
1981-1990	2.69	4.33	7.44	10.22	13.44	13.61	15.74	13.36	9.94	6.08	3.24	2.26	102.35
1862-1890	3.07	4.95	7.91	11.03	14.04	14.74	15.94	13.71	10.57	6.16	3.35	2.54	108.01
1871-1900	2.95	5.18	8.57	10.62	13.48	15.20	16.31	14.24	10.62	6.12	3.31	2.53	109.13
1881-1910	3.01	5.04	8.06	10.47	13.47	14.91	16.09	14.31	10.35	5.92	3.34	2.25	107.22
1891-1920	2.99	5.31	8.02	10.45	13.15	14.93	15.61	13.98	10.22	5.91	3.16	2.20	105.92
1901-1930	2.89	4.94	7.71	10.16	13.13	14.54	15.45	13.70	9.70	5.72	3.05	2.03	103.01
1911-1940	2.54	5.06	7.59	9.96	12.59	14.43	15.60	13.35	9.64	5.54	2.78	1.98	101.03
1921-1950	2.53	4.72	7.59	10.13	12.64	14.13	15.69	13.67	9.75	5.80	2.65	1.99	101.30
1931-1960	2.54	4.50	7.68	10.27	12.91	14.23	15.51	13.67	9.83	5.79	2.62	1.94	101.49
1941-1970	2.61	4.24	7.62	10.58	13.66	14.33	15.34	13.68	9.80	6.08	2.64	1.90	102.49
1951-1980	2.53	4.06	7.74	10.59	13.86	14.53	15.38	13.33	9.67	5.96	2.79	1.93	102.37
1961-1990	2.61	4.14	7.59	10.56	13.77	14.26	15.51	13.21	9.74	6.05	2.97	2.11	102.51
1862-1990	2.77	4.72	7.78	10.52	13.42	14.51	15.66	13.65	10.04	5.96	3.00	2.17	104.22

ZAGREB-GRİÇ

TABLE 1b

GLOBAL RADIATION

Monthly and annual amounts (MJ/m²)

Year	I	II	III	IV	V	VI	VII	VIII	IX	X	XI	XII	Sum
1862	109.7	155.7	393.1	519.6	588.7	524.2	749.4	591.2	419.9	298.1	35.6	142.4	4527.6
63	148.6	334.5	267.5	550.6	676.2	638.5	658.6	668.6	465.2	298.1	113.0	121.0	4940.4
64	179.6	170.0	304.8	450.9	564.4	551.8	621.7	554.3	392.3	235.7	105.9	57.4	4188.9
65	119.3	192.2	220.6	611.7	689.1	524.2	666.1	573.2	548.9	266.3	147.0	121.0	4679.6
66	131.5	165.4	241.2	464.7	504.9	685.4	643.9	514.6	487.8	340.4	156.2	147.0	4482.8
67	128.5	244.5	286.4	486.1	676.2	661.9	694.6	624.7	496.6	249.1	225.2	100.5	4874.3
68	76.6	310.7	220.6	486.1	633.9	569.8	503.7	486.1	430.4	266.3	171.2	95.0	4250.4
69	154.1	248.3	247.9	428.7	572.8	514.1	589.9	441.3	450.5	257.9	133.6	47.7	4086.7
70	116.0	122.3	247.9	556.8	641.4	524.2	613.8	401.1	430.4	266.3	126.9	75.4	4122.3
1871	97.1	289.7	388.5	421.2	580.7	596.2	755.3	579.0	483.2	240.3	52.3	144.4	4628.1
72	93.8	117.2	345.8	512.9	628.0	551.8	628.9	547.6	465.2	270.5	165.4	123.5	4450.6
73	122.3	183.4	372.6	443.4	556.0	685.0	725.6	654.8	450.5	312.8	165.4	153.2	4824.9
74	137.3	255.8	440.0	458.0	440.0	661.9	706.3	493.2	491.9	286.8	113.0	86.7	4571.1
75	159.5	255.8	383.1	544.3	648.5	685.4	672.8	645.2	455.5	231.1	162.4	149.1	4992.8
76	131.5	213.1	328.7	486.1	496.1	646.9	613.8	602.5	403.6	305.6	120.2	116.4	4464.4
77	167.1	226.1	351.3	435.8	580.7	700.0	666.1	635.1	397.7	298.1	208.9	98.0	4765.0
78	156.6	157.4	393.1	472.3	604.2	654.4	547.6	584.9	409.1	266.3	147.0	92.5	4485.3
79	116.0	188.0	393.1	322.8	504.9	734.8	706.3	664.0	475.2	217.3	149.9	161.6	4634.0
80	198.0	200.5	465.2	472.3	547.6	622.2	771.2	417.4	435.4	262.1	140.3	95.0	4627.3
1881	116.0	221.5	298.5	278.8	588.7	646.9	749.4	640.2	403.6	112.6	213.9	95.0	4365.2
82	164.5	327.0	435.8	519.6	619.2	669.9	605.8	547.6	363.0	207.7	174.2	108.4	4742.8
83	151.6	208.9	273.8	413.2	588.7	654.4	719.3	619.2	403.6	207.7	120.2	108.4	4469.0
84	142.8	240.7	292.7	332.0	626.8	347.1	628.9	541.4	483.2	266.3	156.2	138.2	4196.0
85	109.7	248.3	356.3	486.1	588.7	761.6	737.7	619.2	524.2	240.3	91.3	116.4	4879.7
86	100.1	127.3	407.8	506.6	619.2	542.6	731.9	535.1	510.8	290.6	123.5	75.4	4570.7
87	134.4	196.8	286.4	512.9	486.5	605.0	706.3	606.2	460.5	212.3	133.6	66.2	4407.0
88	62.4	91.3	254.6	365.5	626.8	626.3	613.8	613.4	409.1	282.6	165.4	116.4	4227.4
89	122.3	203.9	331.2	421.2	600.0	676.6	682.0	567.3	286.0	208.5	136.9	59.9	4295.7
90	82.5	113.0	371.8	428.3	572.8	629.7	647.7	681.2	400.3	283.9	113.0	73.7	4397.8
1891	111.8	219.0	351.7	379.7	624.3	639.7	656.5	610.0	500.3	298.5	121.0	114.3	4626.8
92	127.3	167.9	342.5	424.5	571.5	645.2	714.3	655.7	519.6	274.7	154.5	121.8	4719.4
93	121.8	275.9	409.5	609.2	537.6	571.9	690.0	590.8	453.4	329.1	95.9	100.1	4785.1
94	100.9	301.4	386.0	501.2	588.7	646.0	767.9	638.9	391.0	248.3	147.8	93.4	4811.5
95	111.8	219.8	312.3	413.7	611.3	663.2	718.5	626.8	523.8	226.5	145.7	92.1	4665.4
96	105.9	292.2	384.8	439.6	491.9	592.4	677.8	514.6	424.1	230.7	111.0	72.0	4337.1
97	108.9	270.0	362.2	451.8	504.5	716.8	654.0	677.8	440.5	247.4	176.7	108.0	4718.5
98	111.4	177.5	347.5	438.8	589.9	674.1	642.7	676.2	483.2	226.1	85.4	128.1	4580.8
99	147.4	294.8	387.3	436.7	471.9	625.1	627.6	597.5	415.7	354.2	187.6	85.4	4631.0
1900	98.8	226.1	307.3	405.3	432.9	618.8	726.4	508.7	473.9	252.0	74.5	80.8	4205.6
1901	160.8	273.8	258.3	473.1	610.9	631.4	691.2	559.4	337.5	206.4	166.2	108.4	4477.4
02	180.5	86.7	370.1	512.5	505.8	569.8	694.6	616.3	470.2	189.2	118.1	93.8	4407.4
03	188.4	259.2	398.2	452.6	596.6	569.8	607.1	654.4	484.0	262.9	123.1	44.4	4640.6
04	60.7	142.8	222.3	379.7	581.1	605.8	740.2	602.5	290.1	203.1	166.6	105.5	4100.6
05	180.0	201.0	304.8	477.7	487.8	625.9	754.0	628.4	469.3	236.6	110.1	131.0	4606.7
06	133.6	162.9	367.2	546.0	593.7	494.0	603.7	664.4	402.4	234.5	185.5	62.8	4450.6
07	136.5	196.4	373.9	288.5	656.1	656.9	570.2	655.2	470.2	282.2	149.9	93.8	4529.7
08	167.1	234.5	289.3	348.8	550.6	744.0	641.4	493.2	479.4	332.4	184.2	71.2	4536.0
09	98.0	170.4	257.9	493.6	512.5	634.3	614.6	515.0	394.0	253.7	123.1	90.4	4157.5
10	141.5	176.7	387.3	415.3	481.5	642.7	597.0	519.2	330.8	228.6	141.1	73.7	4135.3
1911	142.4	269.6	332.0	494.9	492.8	668.6	693.8	579.9	429.6	293.1	125.2	88.8	4610.5
12	116.4	223.2	332.4	362.6	509.5	629.3	641.8	506.6	225.7	260.8	157.0	105.1	4070.4
13	94.2	223.6	363.0	423.3	535.5	655.2	500.3	477.7	372.6	311.1	154.9	126.9	4238.3
14	113.0	272.6	332.9	507.4	513.7	592.0	557.3	654.8	404.4	225.2	107.6	95.5	4376.5
15	109.3	202.2	295.6	397.3	491.9	618.8	648.1	518.7	410.7	134.8	128.1	106.8	4062.5

Year	I	II	III	IV	V	VI	VII	VIII	IX	X	XI	XII	Sum
1916	161.6	205.2	313.6	458.0	620.5	632.6	657.3	605.8	357.6	246.2	92.5	70.8	4421.7
17	88.3	255.0	291.4	408.2	662.8	759.1	673.7	651.0	542.2	232.4	148.2	80.4	4792.6
18	143.6	231.9	350.4	419.5	556.4	548.9	607.1	517.9	458.0	193.4	111.8	85.8	4224.9
19	67.4	193.0	302.3	332.9	522.1	604.2	547.2	569.8	471.9	159.9	92.5	79.1	3942.3
20	124.8	241.6	339.5	428.3	607.1	474.4	695.4	473.5	408.2	244.9	88.8	56.5	4183.0
1921	143.6	208.9	465.2	389.4	612.1	578.6	700.0	597.9	487.8	340.4	90.4	86.7	4700.9
22	85.4	226.1	343.3	381.0	596.6	592.4	740.2	654.8	327.8	121.8	111.0	110.1	4290.6
23	111.8	139.8	340.0	396.5	726.4	531.7	685.4	621.7	417.0	324.1	111.4	79.5	4485.3
24	105.1	162.0	273.8	298.5	552.2	569.4	659.0	502.4	419.9	254.6	115.1	52.8	3964.9
25	111.8	180.5	335.4	425.8	514.6	551.4	600.0	544.7	316.9	265.4	105.9	107.2	4059.5
26	102.6	168.3	269.2	499.1	473.1	493.6	490.7	589.9	433.8	241.6	150.3	82.1	3994.2
27	87.9	237.0	306.9	428.7	513.3	657.7	687.5	553.1	349.6	227.8	83.3	54.0	4186.8
28	66.6	253.3	172.1	327.4	484.4	694.2	789.2	566.1	354.6	228.6	111.8	70.8	4119.0
29	105.1	198.5	370.5	600.4	500.7	590.3	685.8	523.3	496.1	263.3	89.6	89.6	4513.4
30	101.7	204.7	320.3	396.5	428.7	648.1	626.3	590.8	373.0	180.9	185.1	49.0	4105.2
1931	94.2	92.9	302.7	463.1	607.9	694.6	738.6	562.3	298.9	277.6	114.3	118.1	4365.2
32	111.0	294.8	283.0	428.7	559.8	659.4	683.7	642.3	460.5	198.9	107.6	47.3	4476.9
33	49.8	203.1	321.5	344.6	378.5	561.9	668.2	627.2	400.3	219.8	98.8	54.8	3928.5
34	82.1	275.9	264.6	499.1	537.6	545.5	665.7	505.8	435.8	211.9	157.8	59.9	4241.6
35	134.0	213.5	367.2	406.1	562.3	682.0	662.4	553.9	478.1	238.2	105.1	62.4	4465.2
36	97.1	149.9	309.0	352.5	436.3	522.1	694.2	577.8	410.7	202.2	99.6	107.2	3958.6
37	102.6	158.7	215.6	263.8	522.5	534.2	625.9	501.6	354.6	234.5	103.4	71.6	3689.0
38	138.2	227.3	401.9	384.3	519.6	728.1	651.9	413.7	412.0	248.7	131.0	71.6	4328.3
39	94.6	243.7	301.0	523.3	378.5	631.0	746.1	552.2	403.6	171.7	101.3	115.1	4262.2
40	98.8	194.7	311.9	468.5	396.5	470.2	571.9	527.5	393.1	202.2	110.5	95.5	3841.4
1941	100.9	166.2	311.5	302.7	494.0	561.9	538.0	537.6	381.4	219.8	65.7	123.1	3802.9
42	91.3	97.6	228.6	293.1	540.5	576.5	651.9	603.3	420.4	311.1	105.5	102.2	4021.8
43	111.0	269.2	394.0	481.1	532.1	537.6	671.1	649.8	392.3	250.0	86.7	66.6	4441.4
44	140.7	152.0	255.4	468.1	518.3	525.0	594.9	626.8	341.6	236.6	127.7	67.4	4054.5
45	99.2	246.6	332.9	500.7	641.8	706.3	664.0	597.0	418.7	280.5	105.1	90.9	4683.8
46	88.8	208.1	296.0	582.4	561.4	636.8	690.8	619.6	494.9	253.3	94.2	79.1	4605.5
47	127.7	86.7	224.8	499.9	555.6	584.1	704.2	579.5	501.2	300.2	111.0	87.5	4362.2
48	120.2	216.5	445.9	452.6	530.5	571.1	617.1	547.2	424.1	227.8	118.9	70.3	4342.1
49	144.0	250.8	363.8	475.2	575.7	535.9	583.2	580.3	445.1	285.5	103.8	165.8	4509.2
50	126.0	198.0	410.3	394.4	628.4	575.7	623.8	625.9	397.7	271.7	123.5	59.0	4434.7
1951	96.3	171.7	334.9	422.9	464.3	538.4	569.4	594.5	393.6	170.0	154.9	96.3	4007.2
52	102.2	183.4	362.6	484.0	625.5	695.4	681.2	594.5	377.6	262.5	140.3	48.6	4557.8
53	104.7	221.1	467.7	466.8	638.5	544.3	669.9	575.3	397.7	256.7	122.7	51.5	4516.7
54	123.5	171.2	318.2	386.0	498.6	598.7	610.0	588.7	416.2	272.1	99.2	81.2	4163.8
55	53.2	134.8	286.0	465.6	589.9	589.9	548.9	508.3	404.0	196.8	123.5	62.0	3962.8
56	107.6	116.4	309.0	394.0	571.5	568.6	718.9	561.9	426.2	261.3	85.0	59.0	4179.3
57	107.2	176.3	365.1	412.8	499.5	760.7	636.8	528.4	361.3	214.8	95.0	53.2	4211.1
58	103.4	167.9	319.9	380.2	706.7	584.1	737.3	645.2	464.3	250.0	67.0	116.8	4542.7
59	122.3	188.0	286.0	504.5	587.0	560.6	608.3	518.7	445.5	269.6	111.4	72.4	4274.3
60	116.4	180.0	254.6	396.5	558.5	597.9	649.0	628.9	389.8	272.6	125.2	79.5	4248.8
1961	117.2	150.7	380.6	482.3	591.2	642.3	646.4	637.2	474.8	214.4	104.7	97.1	4538.9
62	111.0	184.2	235.3	441.3	602.9	651.9	597.5	625.9	410.3	273.0	74.5	90.0	4297.8
63	118.5	152.4	365.1	485.7	613.8	706.3	665.7	578.2	406.5	241.6	145.3	65.3	4544.4
64	111.4	198.0	199.3	472.7	607.5	581.1	690.0	580.3	413.7	184.2	118.9	52.3	4209.4
65	99.2	203.5	327.8	396.5	495.3	614.6	730.6	539.3	398.6	304.8	94.6	79.5	4284.4
66	111.4	185.5	333.3	468.1	611.7	664.9	611.3	489.9	425.8	283.4	99.2	83.3	4367.7
67	132.7	214.4	313.6	396.1	598.7	593.3	655.7	558.9	372.6	275.5	133.1	87.1	4331.7
68	139.8	133.1	369.3	510.0	546.0	555.6	633.0	498.6	340.0	275.9	88.3	62.4	4152.0
69	82.9	132.7	200.1	463.1	600.4	543.0	637.2	461.0	355.5	261.7	156.6	66.6	3960.7
70	70.3	167.5	281.4	409.1	570.2	599.5	633.0	505.3	416.6	255.4	134.8	73.7	4116.9
1971	92.9	189.7	250.0	448.8	596.6	611.3	645.6	566.5	383.1	318.6	134.4	98.4	4335.8
72	67.0	117.6	355.5	349.6	537.6	632.6	527.5	496.6	339.5	220.6	123.9	67.4	3835.5
73	89.2	192.2	356.7	411.1	708.8	569.0	682.9	584.5	439.6	288.1	181.3	116.4	4619.7
74	77.5	185.5	334.5	482.3	569.4	617.6	736.5	610.0	402.4	190.1	145.7	112.6	4464.0
75	157.4	223.2	296.4	473.1	577.8	525.9	698.8	553.1	479.8	250.4	104.3	81.2	4421.3

Year	I	II	III	IV	V	VI	VII	VIII	IX	X	XI	XII	Sum
1976	161.2	168.7	413.7	479.8	671.1	695.4	650.6	541.4	385.2	211.0	128.1	79.1	4585.4
77	88.3	186.7	378.9	485.7	652.7	706.3	662.4	562.7	437.9	284.7	123.5	91.7	4661.6
78	86.7	161.2	378.5	461.4	457.6	625.9	642.7	579.0	453.8	261.7	59.0	85.4	4253.0
79	136.9	54.0	361.7	473.1	638.9	563.5	555.6	532.1	356.7	235.7	109.3	92.9	4110.6
80	94.2	183.0	283.4	396.9	420.8	515.8	585.7	500.3	380.6	222.7	118.9	126.0	3828.4
1981	161.2	187.6	330.3	462.6	534.7	568.6	638.9	535.9	334.9	242.4	155.7	90.9	4243.7
82	76.6	163.3	298.5	356.3	551.4	542.6	590.8	525.4	410.3	198.0	119.3	74.9	3907.5
83	156.2	214.8	349.2	534.2	638.1	620.9	699.6	539.7	450.5	293.5	127.7	123.1	4747.4
84	103.0	145.7	328.2	401.9	525.9	654.8	651.0	554.8	411.6	273.0	139.4	55.3	4244.6
85	118.1	224.8	277.2	496.1	661.1	593.3	697.5	589.5	486.9	281.8	102.6	112.2	4641.1
86	140.3	133.6	255.0	370.1	679.1	580.3	675.7	623.4	494.0	273.0	141.5	63.2	4429.2
87	56.9	172.9	233.2	473.9	449.7	548.5	696.7	602.1	513.7	257.9	166.6	134.0	4306.1
88	144.9	199.3	314.4	421.6	507.9	568.6	682.0	563.5	368.9	204.7	152.4	112.2	4240.4
89	75.4	130.6	357.6	370.5	514.1	489.0	605.8	472.7	333.3	284.7	155.3	113.9	3902.9
1990	93.8	241.6	371.8	392.3	565.2	533.8	650.5	585.3	356.7	236.1	95.9	66.6	4189.6

Note: I 1987. – VII 1988., VIII – IX 1990. PUNTIJARKA; VIII 1988 – VII 1989., X – XII 1990. HORVATOVAC

Mean values (MJ/m²)

Period	I	II	III	IV	V	VI	VII	VIII	IX	X	XI	XII	Sum
1862–1870	129.3	216.0	270.0	506.1	616.4	577.1	638.0	539.5	458.0	275.4	135.0	100.8	4461.4
1871–1880	137.9	208.7	386.1	456.9	558.7	653.9	679.4	582.4	446.7	269.1	142.5	122.0	4644.4
1881–1890	118.6	197.9	330.9	426.4	591.7	616.0	682.3	597.1	424.4	231.2	142.8	95.8	4455.1
1891–1900	114.6	244.5	359.1	450.0	542.4	639.3	687.6	609.7	462.6	268.8	130.0	99.6	4608.1
1901–1910	144.7	190.4	322.9	438.8	557.7	617.5	651.4	590.8	412.8	243.0	146.8	87.5	4404.2
1911–1920	116.1	231.8	325.3	423.2	551.2	618.3	622.2	555.6	408.1	230.2	120.7	89.6	4292.3
1921–1930	102.2	197.9	319.7	414.3	540.2	590.7	666.4	574.5	397.6	244.8	115.4	78.2	4242.0
1931–1940	100.2	205.4	307.8	413.4	490.0	602.9	670.9	546.4	404.8	220.6	112.9	80.4	4155.7
1941–1950	115.0	189.2	326.3	445.0	557.8	581.1	633.9	596.7	421.7	263.6	104.2	91.2	4325.8
1951–1960	103.7	171.1	330.4	431.3	574.0	603.9	643.0	574.4	407.6	242.6	112.4	72.0	4266.5
1961–1970	109.4	172.2	300.6	452.5	583.8	615.2	650.0	547.5	401.4	257.0	115.0	75.7	4280.4
1971–1980	105.1	166.2	340.9	446.2	583.1	606.3	638.8	552.6	405.9	248.4	122.8	95.1	4311.5
1981–1990	112.6	181.4	311.5	428.0	562.7	570.0	658.9	559.2	416.1	254.5	135.6	94.6	4285.3
1862–1890	128.6	207.2	331.0	461.7	588.0	617.0	667.5	574.1	442.5	258.0	140.3	106.4	4522.3
1871–1900	123.7	217.0	358.7	444.5	564.3	636.4	683.1	596.4	444.6	256.4	138.4	105.8	4569.2
1881–1910	126.0	210.9	337.6	438.4	564.0	624.3	673.8	599.2	433.3	247.7	139.9	94.3	4489.1
1891–1920	125.1	222.2	335.8	437.4	550.4	625.0	653.7	585.4	427.8	247.3	132.5	92.2	4434.9
1901–1930	121.0	206.7	322.6	425.4	549.7	608.8	646.7	573.6	406.2	239.3	127.6	85.1	4312.8
1911–1940	106.2	211.7	317.6	417.0	527.1	604.0	653.2	558.8	403.5	231.9	116.3	82.7	4230.0
1921–1950	105.8	197.5	317.9	424.2	529.3	591.6	657.1	572.5	408.0	243.0	110.8	83.2	4241.2
1931–1960	106.3	188.6	321.5	429.9	540.6	596.0	649.2	572.5	411.4	242.3	109.9	81.2	4249.3
1941–1970	109.4	177.5	319.1	442.9	571.9	600.1	642.3	572.9	410.3	254.4	110.5	79.7	4290.9
1951–1980	106.1	169.8	324.0	443.3	580.3	608.5	643.9	558.2	405.0	249.3	116.8	81.0	4286.1
1961–1990	109.1	173.3	317.7	442.2	576.5	597.2	649.2	553.1	407.8	253.3	124.5	88.5	4292.4
1862–1990	116.0	197.8	325.9	440.4	561.9	607.3	655.7	571.5	420.3	249.7	125.8	90.9	4363.3

ZAGREB-GRİÇ

TABLE 2

GLOBAL RADIATION

Mean diurnal variation for the period 1958-1967 (kJ/m²/h)

Hour	I	II	III	IV	V	VI	VII	VIII	IX	X	XI	XII	Year
3- 4						0							0
4- 5				2	39	67	52	9					14
5- 6			7	79	242	312	277	136	28	0			90
6- 7		14	97	330	602	669	664	460	221	48	2		259
7- 8	32	126	347	709	1035	1116	1116	924	584	245	51	15	525
8- 9	155	365	678	1141	1501	1574	1602	1379	1039	541	186	108	856
9-10	352	658	1043	1509	1900	1951	2028	1864	1449	864	364	258	1187
10-11	529	905	1317	1795	2158	2277	2354	2188	1784	1151	530	405	1449
11-12	662	1043	1399	1922	2315	2394	2502	2380	1939	1290	639	500	1582
12-13	699	1089	1426	1903	2318	2392	2511	2344	1916	1292	665	515	1589
13-14	604	956	1249	1776	2119	2259	2343	2160	1749	1159	550	437	1447
14-15	421	725	991	1512	1804	1957	2019	1844	1446	893	375	284	1189
15-16	195	422	701	1084	1431	1523	1595	1429	1041	546	182	118	856
16-17	40	150	361	689	1009	1117	1174	963	588	225	41	16	531
17-18	0	15	101	298	557	687	689	491	195	30	0		255
18-19			5	63	197	297	283	129	20				83
19-20				0	27	61	51	8					12
20-21							0						0

ZAGREB-GRİÇ

TABLE 3

NATURAL ILLUMINATION

Hourly natural illumination (kilolux) on a clear day upon a horizontal surface on $\varphi = 46^\circ \text{N}$

Hours (solar time)	I	II	III	IV	V	VI	VII	VIII	IX	X	XI	XII
3- 4						0.1	0.1					
4- 5				0.2	0.4	5.7	4.1	0.3				
5- 6			0.1	8.1	12.3	16.9	15.4	6.8	0.4			
6- 7		0.2	4.0	20.7	33.4	39.0	37.7	28.3	13.5	0.5	0.1	
7- 8	0.3	4.1	23.5	39.9	52.1	58.1	57.0	46.7	30.3	15.2	2.1	0.2
8- 9	9.6	25.4	42.3	61.4	74.3	80.7	79.6	67.7	49.8	31.1	18.1	7.5
9-10	25.9	38.2	58.8	78.4	91.6	97.9	97.1	84.9	67.4	47.5	31.9	22.7
10-11	36.0	50.1	70.9	90.5	103.7	111.0	109.2	98.0	79.9	58.4	41.2	32.8
11-12	41.1	56.1	77.9	98.0	111.2	117.3	115.6	105.6	87.2	64.8	46.6	37.7
12-13	41.1	56.1	77.9	98.0	111.2	117.3	115.6	105.6	87.2	64.8	46.6	37.7
13-14	36.0	50.1	70.9	90.5	103.7	111.0	109.2	98.0	79.9	58.4	41.2	32.8
14-15	25.9	38.2	58.8	78.4	91.6	97.9	97.1	84.9	67.4	47.5	31.9	22.7
15-16	9.6	25.4	42.3	61.4	74.3	80.7	79.6	67.7	49.8	31.1	18.1	7.5
16-17	0.3	4.1	23.5	39.9	52.1	58.1	57.0	46.7	30.3	15.2	2.1	0.2
17-18		0.2	4.0	20.7	33.4	39.0	37.7	28.3	13.5	0.5	0.1	
18-19			0.1	8.1	12.3	16.9	15.4	6.8	0.4			
19-20				0.2	0.4	5.7	4.1	0.3				
20-21						0.1	0.1					

ZAGREB-GRIČ

TABLE 4

AIR TEMPERATURE

Monthly and annual mean values (°C)

Year	I	II	III	IV	V	VI	VII	VIII	IX	X	XI	XII	Mean
1862	-2.3	1.3	9.4	14.9	18.9	20.7	23.8	21.8	18.2	14.2	5.3	0.2	12.2
63	4.8	3.8	8.7	13.0	19.3	21.1	21.9	24.3	18.9	13.5	6.0	1.6	13.1
64	-7.1	0.3	8.4	8.6	15.0	19.7	20.6	19.6	17.2	10.9	5.2	-1.5	9.7
65	0.8	-2.3	1.7	13.6	19.6	18.0	24.2	21.7	18.3	12.6	8.4	0.8	11.5
66	1.4	6.0	8.5	13.4	14.5	23.1	21.9	19.6	18.8	10.1	5.8	1.5	12.0
67	2.1	5.7	5.9	12.7	17.7	20.5	21.4	22.5	19.3	10.6	4.0	-1.2	11.8
68	-1.0	4.3	6.0	11.2	21.0	21.8	21.8	21.5	19.8	14.2	4.8	6.8	12.7
69	-1.0	8.0	5.5	13.8	19.2	17.6	23.0	20.4	17.5	9.7	5.1	2.6	11.8
70	0.1	-2.9	3.7	10.4	17.9	19.3	22.6	19.0	15.0	11.1	8.7	-1.1	10.3
1871	-1.6	1.9	7.1	11.9	12.9	17.4	22.9	20.9	18.2	8.7	4.6	-4.9	10.0
72	0.6	2.7	8.0	13.0	17.7	18.6	21.7	20.2	18.0	14.4	9.1	5.7	12.5
73	2.4	1.5	10.0	10.6	13.7	19.1	23.2	22.4	16.3	14.7	7.0	0.9	11.8
74	0.3	2.5	5.6	13.1	12.5	20.6	24.2	19.4	18.8	11.6	1.3	0.7	10.9
75	0.5	-3.2	1.3	10.0	17.3	22.1	21.6	21.9	15.5	11.0	5.1	-2.3	10.1
76	-4.3	1.7	7.9	13.4	12.0	20.0	20.7	20.8	15.7	12.7	1.5	5.7	10.7
77	4.3	4.1	5.6	10.9	14.4	21.1	21.9	23.6	14.2	9.3	7.4	0.3	11.4
78	-1.2	2.7	5.8	11.8	17.1	19.6	20.7	21.2	18.2	13.2	7.2	-1.2	11.3
79	0.4	5.3	6.6	11.2	13.9	21.2	20.1	22.0	18.1	10.0	2.0	-7.4	10.3
80	-5.2	-1.8	6.2	13.9	14.7	18.4	23.0	18.8	17.0	12.4	6.2	5.2	10.7
1881	-3.6	-0.1	6.8	9.2	15.1	18.8	22.6	20.9	15.7	7.9	4.7	1.2	9.9
82	1.2	3.2	10.5	11.1	16.3	17.9	21.0	18.6	16.5	12.9	7.3	4.2	11.7
83	-0.8	3.1	2.1	9.7	16.5	19.3	21.2	20.3	16.4	11.3	5.3	-0.2	10.3
84	1.3	3.6	7.4	11.5	17.1	16.0	22.0	19.5	16.6	10.4	3.1	2.6	10.9
85	-0.5	5.0	7.3	13.2	15.1	20.2	23.0	20.0	18.0	11.5	7.2	-0.5	11.6
86	0.3	0.2	3.7	12.6	16.3	18.4	21.6	20.6	18.9	12.8	7.1	4.3	11.4
87	-1.6	-1.6	4.3	11.8	15.2	19.1	23.7	21.3	18.6	9.1	7.1	0.5	10.6
88	-4.0	-1.1	6.4	10.7	16.1	20.2	19.7	20.2	17.4	10.2	2.6	1.9	10.0
89	-2.6	-0.3	4.3	10.7	18.6	20.9	20.8	20.2	14.0	13.2	4.9	-1.4	10.3
90	2.4	-0.7	7.5	11.2	17.0	18.1	21.3	23.5	15.6	9.8	5.1	-3.3	10.6
1891	-6.5	-2.8	5.8	8.7	17.4	19.2	21.0	20.1	17.1	13.6	5.7	2.7	10.2
92	0.1	3.0	4.2	11.9	16.1	19.6	20.2	21.8	18.8	12.2	4.2	-1.1	10.9
93	-6.3	3.2	6.8	11.5	15.6	18.1	20.7	20.2	16.4	13.1	4.4	2.1	10.5
94	-2.0	3.7	7.7	14.3	15.7	18.1	22.9	20.0	15.1	12.6	6.1	0.5	11.2
95	-0.3	-3.8	4.4	10.9	15.3	19.4	22.0	19.5	18.2	11.0	7.0	1.4	10.4
96	-4.1	0.1	8.3	9.3	14.8	19.7	21.5	18.6	16.6	13.8	4.8	2.2	10.5
97	0.0	4.5	9.9	11.6	13.9	19.8	21.5	20.8	17.1	9.8	3.9	0.8	11.1
98	1.3	2.7	6.9	12.9	15.9	19.0	19.4	21.1	16.7	13.2	9.2	2.6	11.7
99	4.4	4.7	5.6	11.8	15.1	18.3	21.1	20.5	16.4	11.0	7.3	-3.0	11.1
1900	2.9	6.4	4.4	10.1	14.9	19.6	22.3	19.6	17.8	12.3	8.2	1.0	11.6
1901	-4.0	-2.4	6.3	11.8	16.6	20.2	22.3	20.3	16.3	12.5	4.2	4.2	10.7
02	3.8	2.7	6.7	11.8	12.2	17.7	20.4	20.5	16.5	11.5	2.9	-0.8	10.5
03	-0.1	5.2	9.0	8.5	15.9	18.1	20.6	20.8	16.8	12.7	7.2	2.6	11.4
04	-0.4	5.0	7.7	12.6	16.4	19.9	23.5	21.1	15.1	12.1	4.9	3.4	11.8
05	-3.1	1.2	8.1	10.5	15.5	19.4	23.2	21.9	18.5	6.8	7.4	3.3	11.1
06	0.3	2.1	7.1	12.4	16.5	18.7	21.1	20.7	15.4	11.7	9.1	-0.3	11.2
07	-0.5	-0.2	4.7	8.8	18.1	20.6	20.1	21.5	17.5	15.6	6.3	3.9	11.4
08	-1.0	3.1	5.8	10.0	19.4	21.6	21.7	19.0	15.4	10.8	1.2	-0.8	10.5
09	-1.6	-0.3	6.4	12.5	15.2	18.8	20.3	21.0	17.2	13.4	4.6	5.7	11.1
10	2.4	5.4	8.0	10.9	15.4	19.5	19.7	20.5	15.0	12.1	6.2	6.5	11.8
1911	-0.5	2.0	7.6	11.0	15.7	18.9	22.6	22.4	17.8	11.9	9.6	4.9	12.0
12	0.2	6.6	9.8	9.4	16.1	19.5	21.3	18.9	11.9	10.0	3.7	3.1	10.9
13	-0.4	1.9	9.8	11.8	15.5	19.5	18.4	18.8	16.4	12.7	8.8	2.7	11.3
14	-4.2	-0.4	7.9	13.0	15.0	18.3	20.1	20.8	15.7	11.0	4.9	5.0	10.6
15	2.3	3.6	6.1	11.1	16.6	20.2	20.9	19.2	14.9	8.9	4.6	7.6	11.3

Year	I	II	III	IV	V	VI	VII	VIII	IX	X	XI	XII	Mean
1916	3.9	3.2	10.4	11.9	16.9	19.7	22.2	20.6	15.4	11.2	8.0	6.0	12.4
17	1.1	-3.2	4.6	9.7	17.3	22.0	22.2	22.7	19.1	12.4	6.1	-0.3	11.1
18	3.1	2.3	7.4	13.4	16.9	17.0	21.1	20.0	17.9	11.2	4.8	4.0	11.6
19	4.0	2.4	7.8	9.6	13.2	18.5	18.8	20.7	18.5	9.9	5.6	2.7	11.0
20	4.3	5.3	9.7	14.2	18.5	18.5	22.3	19.4	17.9	9.4	1.9	2.6	12.0
1921	5.2	3.3	9.3	10.8	17.9	18.5	23.8	22.6	17.5	13.3	3.2	0.5	12.2
22	-0.8	-0.4	9.2	10.3	16.8	20.5	21.7	21.7	15.6	9.2	4.1	3.8	11.0
23	2.3	2.2	7.7	10.7	17.7	16.1	22.3	21.7	17.1	15.2	7.9	1.9	11.9
24	-1.8	0.0	5.5	11.5	17.6	19.9	21.0	18.6	18.1	11.7	5.4	1.5	10.8
25	1.8	6.4	5.5	12.4	16.8	18.6	21.4	20.6	15.0	11.9	6.1	0.9	11.4
26	0.6	7.6	6.3	13.0	15.5	17.7	20.0	19.4	18.2	13.3	12.8	1.4	12.2
27	2.9	2.4	9.5	12.2	15.9	21.0	23.3	21.9	18.4	11.7	7.4	-1.4	12.1
28	0.9	3.7	5.2	12.6	13.4	19.1	25.0	22.4	17.0	12.3	8.6	1.7	11.8
29	-4.0	-7.2	4.7	8.9	17.5	19.7	22.0	22.3	18.3	12.9	8.2	4.0	10.6
30	1.6	3.0	9.7	12.9	15.4	22.0	21.0	20.2	18.2	11.6	10.2	2.5	12.4
1931	2.6	1.9	3.5	9.8	18.1	21.7	23.4	21.1	13.6	11.0	6.1	0.7	11.1
32	0.6	-3.2	1.4	11.0	16.4	18.6	22.4	23.4	20.8	12.6	6.4	1.8	11.0
33	-1.9	2.4	7.7	10.4	14.6	17.0	21.5	21.1	16.5	11.7	6.1	-2.8	10.4
34	0.1	2.8	9.7	14.7	18.1	18.5	21.9	20.8	18.4	11.2	7.8	6.8	12.6
35	-1.7	3.4	6.0	11.7	14.7	22.0	21.9	20.9	17.3	14.1	6.3	3.5	11.7
36	6.7	4.5	9.8	12.1	17.2	19.3	22.7	20.6	17.3	7.8	6.1	1.6	12.1
37	-1.0	4.1	8.5	10.9	18.2	20.8	21.6	20.4	17.2	12.4	5.8	2.5	11.8
38	1.6	2.6	10.3	8.7	14.8	21.8	22.7	20.8	16.8	12.6	8.3	0.6	11.8
39	4.4	4.5	4.8	15.0	14.7	19.8	22.9	21.9	17.1	11.4	7.3	1.2	12.1
40	-5.9	-2.9	5.4	12.0	14.8	19.3	20.7	18.3	16.9	11.3	9.3	-3.0	9.7
1941	-0.7	3.6	7.6	10.8	13.5	19.7	21.3	19.8	14.9	10.8	3.3	1.9	10.5
42	-6.5	-2.1	4.1	10.2	17.0	19.6	21.0	21.7	21.0	13.8	5.6	4.3	10.8
43	-1.7	5.3	8.7	13.3	15.7	18.2	21.7	23.2	18.9	13.9	5.0	3.0	12.1
44	3.0	0.4	3.7	12.7	15.0	18.6	21.1	23.5	16.7	12.1	6.3	1.4	11.2
45	-3.3	4.1	8.7	12.7	19.2	21.7	23.1	21.4	17.9	11.7	5.3	3.0	12.1
46	-1.9	4.8	8.5	14.6	18.7	21.0	23.8	24.0	19.9	9.2	6.3	-0.1	12.4
47	-4.8	-1.3	8.6	14.7	17.7	21.2	22.8	22.0	21.0	10.9	8.0	3.6	12.0
48	6.0	2.7	8.6	13.3	17.8	18.8	19.5	21.1	17.6	12.7	6.0	-0.0	12.0
49	3.7	4.3	4.8	14.2	16.3	18.0	21.6	20.3	19.1	13.4	7.9	4.4	12.3
50	-1.5	4.0	8.9	12.1	18.8	22.4	24.6	23.3	17.9	10.5	7.6	3.1	12.6
1951	3.8	6.2	6.8	12.1	16.2	20.0	21.0	22.4	19.1	10.8	9.8	3.5	12.6
52	0.9	1.4	5.9	15.2	16.1	20.9	24.4	24.0	15.8	11.9	5.8	1.6	12.0
53	0.8	2.2	7.6	13.3	16.1	19.9	22.4	20.1	18.0	13.5	4.9	1.7	11.7
54	-3.6	-3.2	7.7	9.6	15.0	20.8	19.4	20.3	18.1	11.5	6.0	4.9	10.5
55	1.7	3.6	3.7	10.0	15.0	18.5	20.8	19.6	17.2	11.6	5.3	4.2	10.9
56	3.9	-6.7	3.6	11.0	16.8	18.0	22.0	20.7	18.4	11.6	3.5	1.1	10.3
57	-1.9	6.8	9.7	11.5	13.8	22.0	22.0	19.9	16.3	11.6	7.6	2.6	11.8
58	-0.5	5.9	3.7	9.7	20.2	19.2	22.9	22.4	17.9	12.7	7.0	5.3	12.2
59	2.2	1.0	10.0	12.7	16.2	18.6	22.2	20.1	15.9	11.0	7.1	5.7	11.9
60	0.7	3.2	7.4	11.4	15.5	20.4	19.5	21.0	16.1	13.4	9.1	5.3	11.9
1961	0.5	5.3	10.4	15.0	15.0	20.3	19.9	20.9	19.3	13.6	7.4	1.1	12.4
62	1.3	2.1	3.6	12.4	15.1	17.6	19.8	22.7	16.4	12.6	5.3	-1.9	10.6
63	-4.7	-2.1	5.6	13.0	16.1	20.6	23.0	21.5	17.9	11.5	12.0	-2.5	11.0
64	-4.8	2.0	4.6	12.8	16.2	21.4	21.6	19.6	16.8	11.4	8.6	1.4	11.0
65	2.4	-0.4	7.4	10.5	14.9	19.6	20.9	18.8	17.0	11.5	4.8	4.0	11.0
66	-1.7	8.9	6.5	14.0	16.2	20.4	19.9	19.5	17.5	15.6	4.8	2.8	12.0
67	-0.2	4.3	8.7	11.0	17.1	18.8	23.1	21.1	17.9	13.4	7.0	0.9	11.9
68	-0.2	4.4	8.2	14.2	16.7	19.5	21.2	19.4	16.2	12.8	7.0	-0.9	11.5
69	-1.0	1.2	5.0	11.6	18.1	18.7	21.1	19.2	17.3	11.4	9.8	-1.8	10.9
70	0.2	2.2	5.5	10.7	14.1	20.7	20.8	20.8	17.0	10.9	9.5	1.4	11.2
1971	0.8	4.6	3.8	13.0	17.6	18.7	22.2	22.0	14.8	11.4	6.2	2.0	11.4
72	-0.6	5.0	9.7	11.6	15.4	20.0	21.2	19.8	14.0	10.5	6.4	2.1	11.3
73	0.3	3.4	7.0	9.6	17.6	19.7	21.2	21.0	17.4	10.2	4.8	2.6	11.2
74	2.2	7.2	9.3	11.3	15.0	18.0	21.0	22.1	16.8	7.6	7.3	4.6	11.9
75	5.6	3.2	8.4	11.9	17.6	18.4	21.3	20.1	19.3	11.0	5.2	2.1	12.0

Year	I	II	III	IV	V	VI	VII	VIII	IX	X	XI	XII	Mean
1976	2.4	1.8	4.1	11.8	16.5	19.2	22.1	17.7	15.5	11.5	8.4	1.8	11.1
77	3.2	6.3	11.0	10.4	16.4	20.3	20.7	20.2	14.7	12.5	6.8	0.8	11.9
78	1.4	2.1	8.4	10.6	14.0	18.8	19.6	19.0	15.8	11.1	2.2	2.1	10.4
79	-0.3	3.1	9.0	10.9	17.5	21.6	20.0	19.7	16.8	10.6	7.0	5.4	11.8
80	-0.7	4.2	6.9	9.4	13.5	18.9	20.2	20.7	16.6	11.4	5.1	0.7	10.6
1981	-0.4	1.8	10.3	12.2	16.2	19.9	21.3	20.9	17.2	13.6	6.2	2.1	11.8
82	-0.9	0.8	6.9	9.4	17.0	20.6	22.2	20.7	19.6	12.5	7.2	5.1	11.8
83	4.4	0.8	8.7	14.1	17.8	19.3	23.8	21.4	17.3	12.1	3.9	2.3	12.2
84	1.6	1.3	6.2	11.2	14.5	18.4	19.5	20.0	16.8	12.8	7.0	2.0	10.9
85	-3.5	-1.3	6.1	11.7	17.5	17.6	22.0	21.6	17.8	11.5	4.2	6.4	11.0
86	2.2	-2.1	4.5	12.8	19.2	18.3	20.5	21.8	16.2	11.6	7.0	0.7	11.1
87	-1.8	3.0	2.7	12.6	14.8	19.5	23.2	19.8	20.6	12.8	6.0	2.7	11.3
88	5.0	5.0	6.8	11.5	16.8	18.8	23.3	22.0	17.2	11.6	2.6	2.6	11.9
89	0.2	5.4	11.0	12.9	15.7	17.7	21.8	20.8	16.9	12.3	5.5	4.2	12.0
1990	1.1	8.6	11.3	11.2	17.9	19.2	21.6	22.2	15.8	12.5	6.8	2.2	12.5

Mean values (°C)

Period	I	II	III	IV	V	VI	VII	VIII	IX	X	XI	XII	Mean
1862-1870	-0.2	2.7	6.4	12.4	18.1	20.2	22.4	21.2	18.1	11.9	5.9	1.1	11.7
1871-1880	-0.4	1.7	6.4	12.0	14.6	19.8	22.0	21.1	17.0	11.8	5.1	0.3	11.0
1881-1890	-0.8	1.1	6.0	11.2	16.3	18.9	21.7	20.5	16.8	10.9	5.4	0.9	10.7
1891-1900	-1.0	2.2	6.4	11.3	15.5	19.1	21.3	20.2	17.0	12.3	6.1	0.9	10.9
1901-1910	-0.4	2.2	7.0	11.0	16.1	19.4	21.3	20.7	16.4	11.9	5.4	2.8	11.2
1911-1920	1.4	2.4	8.1	11.5	16.2	19.2	21.0	20.4	16.6	10.9	5.8	3.8	11.4
1921-1930	0.9	2.1	7.3	11.5	16.4	19.3	22.2	21.1	17.3	12.3	7.4	1.7	11.6
1931-1940	0.6	2.0	6.7	11.6	16.2	19.9	22.2	20.9	17.2	11.6	7.0	1.3	11.4
1941-1950	-0.8	2.6	7.2	12.9	17.0	19.9	22.0	22.0	18.5	11.9	6.1	2.5	11.8
1951-1960	0.8	2.0	6.6	11.6	16.1	19.8	21.7	21.0	17.3	12.0	6.6	3.6	11.6
1961-1970	-0.8	2.8	6.6	12.5	16.0	19.8	21.1	20.4	17.3	12.5	7.6	0.4	11.4
1971-1980	1.4	4.1	7.8	11.0	16.1	19.4	21.0	20.2	16.2	10.8	5.9	2.4	11.4
1981-1990	0.8	2.3	7.4	12.0	16.7	18.9	21.9	21.1	17.5	12.3	5.6	3.0	11.6
1862-1890	-0.5	1.8	6.3	11.8	16.3	19.6	22.0	20.9	17.3	11.5	5.5	0.7	11.1
1871-1900	-0.7	1.7	6.3	11.5	15.5	19.3	21.6	20.6	16.9	11.7	5.6	0.7	10.9
1881-1910	-0.8	1.8	6.5	11.2	16.0	19.1	21.4	20.5	16.7	11.7	5.6	1.5	10.9
1891-1920	0.0	2.2	7.2	11.3	15.9	19.2	21.2	20.4	16.6	11.7	5.8	2.5	11.2
1901-1930	0.6	2.2	7.4	11.3	16.2	19.3	21.5	20.7	16.8	11.7	6.2	2.8	11.4
1911-1940	0.9	2.2	7.4	11.6	16.3	19.5	21.8	20.8	17.0	11.6	6.7	2.3	11.5
1921-1950	0.2	2.2	7.1	12.0	16.5	19.7	22.1	21.4	17.7	11.9	6.8	1.8	11.6
1931-1960	0.2	2.2	6.8	12.0	16.4	19.9	22.0	21.3	17.7	11.8	6.6	2.4	11.6
1941-1970	-0.3	2.5	6.8	12.3	16.3	19.8	21.6	21.1	17.7	12.1	6.8	2.2	11.6
1951-1980	0.5	3.0	7.0	11.7	16.0	19.6	21.2	20.5	16.9	11.7	6.7	2.2	11.4
1961-1990	0.5	3.1	7.3	11.8	16.3	19.4	21.3	20.6	17.0	11.9	6.4	2.0	11.5
1862-1990	0.1	2.3	6.9	11.7	16.2	19.5	21.7	20.8	17.2	11.8	6.2	1.9	11.4

AIR TEMPERATURE

Some data on the variability of monthly and annual mean values for the period 1862-1990

Highest monthly and annual mean values (°C) and the year of occurrence

I	II	III	IV	V	VI	VII	VIII	IX	X	XI	XII	Year
6.7	8.9	11.3	15.2	21.0	23.1	25.0	24.3	21.0	15.6	12.8	7.6	13.1
1936	1966	1990	1952	1868	1866	1928	1863	1942	1907	1926	1915	1863
								1947	1966			

Lowest monthly and annual mean values (°C) and the year of occurrence

I	II	III	IV	V	VI	VII	VIII	IX	X	XI	XII	Year
-7.1	-7.2	1.3	8.5	12.0	16.0	18.4	17.7	11.9	6.8	1.2	-7.4	9.7
1864	1929	1875	1903	1876	1884	1913	1976	1912	1905	1908	1879	1864
												1940

Absolute variability of monthly and annual mean values (°C)

I	II	III	IV	V	VI	VII	VIII	IX	X	XI	XII	Year
13.8	16.1	10.0	6.7	9.0	7.1	6.6	6.6	9.1	8.8	11.6	15.0	3.4

Standard deviations (°C)

I	II	III	IV	V	VI	VII	VIII	IX	X	XI	XII	Year
2.85	3.02	2.24	1.58	1.70	1.35	1.29	1.31	1.55	1.58	2.08	2.53	0.73

Frequency of occurrence of highest monthly mean values (%)

I	II	III	IV	V	VI	VII	VIII	IX	X	XI	XII
					8.1	65.2	26.7				

Frequency of occurrence of lowest monthly mean values (%)

I	II	III	IV	V	VI	VII	VIII	IX	X	XI	XII
60.9	14.6									1.2	23.3

ZAGREB-GRİČ

TABLE 6

AIR TEMPERATURE

Intermonthly differences in the annual mean course (°C)

	II-I	III-II	IV-III	V-IV	VI-V	VII-VI	VIII-VII	IX-VIII	X-IX	XI-X	XII-XI	I-XII
1862-1890	2.3	4.5	5.5	4.3	3.3	2.4	-1.1	-3.6	-5.8	-6.0	-4.8	-1.2
1871-1900	2.5	4.6	5.2	4.0	3.8	2.4	-1.1	-3.6	-5.3	-6.1	-4.9	-1.5
1881-1910	2.6	4.7	4.7	4.8	3.1	2.0	-1.0	-3.7	-5.0	-6.1	-4.1	-2.3
1891-1920	2.2	5.0	4.1	4.6	3.3	2.0	-0.8	-3.8	-4.9	-5.9	-3.3	-2.5
1901-1930	1.6	4.3	3.8	4.9	3.1	2.2	-0.8	-3.9	-5.1	-5.5	-3.4	-2.2
1911-1940	1.3	5.2	4.2	4.7	3.2	2.3	-1.0	-3.8	-5.4	-4.9	-4.4	-1.4
1921-1950	2.0	4.9	5.9	4.5	3.2	2.4	-0.7	-3.5	-5.8	-5.1	-5.0	-1.6
1931-1960	2.0	4.2	5.2	4.4	3.5	2.1	-0.7	-3.6	-5.9	-5.2	-4.2	-2.2
1941-1970	2.2	4.3	5.5	4.0	3.5	1.8	-0.5	-3.4	-5.6	-5.3	-4.6	-2.5
1951-1980	2.5	4.0	4.7	4.3	3.6	1.6	-0.7	-3.6	-5.2	-5.0	-4.5	-1.7
1961-1990	2.6	4.2	4.5	4.5	3.1	1.9	-0.7	-3.6	-5.1	-5.5	-4.4	-1.5
1862-1990	2.2	4.6	4.8	4.5	3.3	2.2	-0.9	-3.6	-5.4	-5.6	-4.3	-1.8

ZAGREB-GRİČ

TABLE 7

AIR TEMPERATUREMean seasonal values (°C)
(winter: XII,I,II, etc)

Period	Winter	Spring	Summer	Autumn	Period	Winter	Spring	Summer	Autumn
1862-1870	1.2	12.3	21.2	11.9	1862-1890	0.7	11.5	20.8	11.4
1871-1880	0.6	11.0	21.0	11.3	1871-1900	0.5	11.1	20.5	11.4
1881-1890	0.4	11.2	20.4	11.0	1881-1910	0.8	11.2	20.3	11.3
1891-1900	0.7	11.1	20.2	11.8	1891-1920	1.6	11.5	20.3	11.4
1901-1910	1.5	11.4	20.5	11.2	1901-1930	1.9	11.7	20.5	11.6
1911-1920	2.5	11.9	20.2	11.1	1911-1940	1.8	11.8	20.7	11.8
1921-1930	1.6	11.8	20.9	12.3	1921-1950	1.4	11.9	21.1	12.1
1931-1940	1.3	11.5	21.0	11.9	1931-1960	1.6	11.7	21.1	12.0
1941-1950	1.1	12.4	21.3	12.2	1941-1970	1.5	11.8	20.8	12.2
1951-1960	2.1	11.5	20.9	12.0	1951-1980	1.9	11.6	20.4	11.8
1961-1970	0.8	11.7	20.4	12.5	1961-1990	1.9	11.8	20.4	11.8
1971-1980	2.6	11.6	20.2	11.0					
1981-1990	2.0	12.0	20.6	11.8	1862-1990	1.4	11.6	20.6	11.7

AIR TEMPERATURE

Monthly and annual mean maxima (°C)

Year	I	II	III	IV	V	VI	VII	VIII	IX	X	XI	XII	Mean
1880	-1.8	1.3	11.3	19.1	19.1	23.5	29.0	22.7	21.0	16.3	9.1	8.0	15.0
1881	-1.1	2.9	10.6	13.1	20.2	24.3	28.5	26.7	19.9	10.1	7.9	3.1	13.9
82	3.8	7.8	15.6	16.2	21.9	23.0	25.8	23.4	20.6	15.9	10.5	6.3	15.9
83	1.6	6.1	6.0	14.2	21.5	24.7	26.7	26.1	20.5	15.0	8.1	2.3	14.4
84	4.2	7.4	11.5	16.3	22.8	20.6	26.8	24.0	20.2	13.9	5.5	5.2	14.9
85	1.4	8.4	11.6	17.9	20.0	25.5	28.5	25.1	23.0	14.9	9.1	2.1	15.6
86	2.4	2.2	7.7	17.5	21.4	23.4	25.8	24.9	23.5	15.5	10.0	6.8	15.1
87	1.1	0.9	8.4	16.5	19.6	23.8	29.5	26.5	23.7	12.1	9.6	2.7	14.5
88	-0.9	1.7	10.3	14.6	21.0	24.3	24.2	25.2	20.5	14.0	5.3	4.3	13.7
89	-0.3	2.9	7.7	15.2	23.4	25.4	25.3	24.4	17.5	16.2	7.4	0.2	13.8
90	4.9	1.9	11.7	15.4	22.2	22.8	25.7	28.3	19.6	13.9	7.5	-1.6	14.4
1891	-3.4	0.3	9.9	12.2	21.9	23.4	25.4	24.2	21.4	17.3	8.3	5.2	13.8
92	2.5	5.6	7.8	16.3	20.6	24.3	25.6	27.1	23.5	16.0	6.4	0.9	14.7
93	-4.0	7.0	11.2	16.7	20.6	22.7	25.8	25.1	21.1	17.0	6.2	4.0	14.5
94	0.0	7.2	11.8	19.1	20.5	23.2	28.2	25.5	19.3	16.4	8.3	2.2	15.1
95	1.9	-0.9	7.8	14.8	20.0	24.1	27.0	24.5	22.9	14.3	9.0	3.2	14.1
96	-1.8	3.1	12.8	13.5	19.6	24.6	26.4	23.1	20.6	17.2	7.1	4.1	14.2
97	1.6	7.8	14.1	16.0	18.2	24.5	26.7	25.8	20.9	12.8	6.6	3.1	14.8
98	3.4	5.4	10.8	17.5	20.6	23.9	24.3	26.3	21.0	16.3	11.3	5.1	15.5
99	7.6	8.2	10.7	16.2	19.9	23.4	26.5	26.0	21.1	15.3	10.8	-0.7	15.4
1900	5.2	10.0	8.4	14.7	19.8	25.4	28.0	24.4	23.1	16.4	10.1	2.9	15.7
1901	-0.7	1.1	9.8	17.2	22.4	25.9	28.1	25.6	19.8	15.8	7.4	6.6	14.9
02	7.2	4.5	11.3	17.0	16.9	23.1	26.1	25.8	21.2	14.8	5.2	1.2	14.5
03	3.3	9.2	13.5	13.1	21.2	23.1	25.8	26.4	22.0	16.6	9.7	3.9	15.7
04	1.0	8.1	10.9	17.5	21.8	25.0	29.6	26.5	18.6	15.3	7.9	6.0	15.7
05	0.0	4.1	12.2	15.4	20.2	24.7	29.2	28.2	23.4	10.4	9.9	5.5	15.3
06	3.4	4.8	11.6	17.6	22.2	23.6	25.9	26.0	20.2	14.9	13.0	1.5	15.4
07	2.0	2.6	8.8	12.4	23.6	25.8	25.6	27.4	22.5	19.5	8.9	6.1	15.4
08	2.0	6.7	9.7	14.3	25.6	27.8	27.9	24.1	20.4	15.0	4.3	0.8	14.9
09	0.6	2.6	10.2	18.0	19.8	24.5	25.8	26.0	22.4	17.0	7.1	8.6	15.2
10	5.3	8.3	12.7	15.5	20.5	25.2	25.4	26.3	19.1	15.6	9.0	8.4	15.9
1911	2.4	5.9	11.9	15.4	20.6	24.4	28.5	28.5	22.8	16.0	12.1	7.1	16.3
12	3.0	10.0	14.0	13.3	21.2	24.9	26.8	24.1	15.5	13.7	6.4	5.7	14.9
13	1.5	5.5	14.6	17.0	20.0	24.8	23.1	23.6	21.0	17.3	12.0	5.6	15.5
14	-1.9	3.2	11.8	18.3	19.4	23.3	24.9	26.2	20.1	14.7	7.2	7.6	14.6
15	4.3	6.1	10.3	15.1	21.8	25.3	25.9	23.9	19.5	11.1	7.2	10.0	15.0
16	6.5	6.1	14.4	16.8	22.3	25.4	28.0	26.7	19.7	14.8	10.2	7.9	16.6
17	3.1	0.2	7.9	14.3	23.0	28.2	27.9	28.6	24.5	16.5	9.1	1.4	15.4
18	5.9	5.4	11.2	18.3	21.5	22.2	26.4	24.8	22.8	14.1	6.9	5.8	15.4
19	5.5	5.1	10.9	13.3	18.2	23.6	23.6	25.7	23.1	12.9	8.6	4.7	14.6
20	6.9	8.9	14.1	18.8	23.8	23.8	28.1	24.1	22.7	12.9	3.8	3.9	16.0
1921	8.1	6.3	14.3	14.8	23.3	23.3	29.7	28.3	22.7	18.1	5.1	3.0	16.4
22	1.5	2.7	13.9	14.9	21.9	25.8	27.9	27.5	19.4	11.5	6.9	6.1	15.0
23	4.2	4.8	11.2	15.1	23.5	21.2	27.9	27.0	21.9	19.9	10.6	4.2	16.0
24	0.5	2.4	8.9	15.6	22.8	25.2	26.7	23.3	22.8	15.4	7.9	3.2	14.6
25	4.4	9.4	9.4	17.1	21.8	23.7	26.8	26.1	18.9	15.6	8.2	3.7	15.4
26	2.6	10.3	10.1	18.0	20.7	22.4	24.6	24.6	22.7	17.4	15.8	3.6	16.1
27	4.9	5.8	13.6	17.2	21.3	26.8	29.1	27.5	23.0	15.0	10.0	0.2	16.2
28	2.9	7.3	7.7	17.0	18.4	24.8	31.1	28.4	21.1	16.2	11.2	3.3	15.8
29	-1.7	-3.6	8.7	13.3	22.3	25.0	27.2	27.1	23.4	17.2	10.1	6.1	14.6
30	3.4	5.8	13.8	17.8	20.4	27.7	26.3	25.3	22.5	15.0	13.9	3.9	16.3

Year	I	II	III	IV	V	VI	VII	VIII	IX	X	XI	XII	Mean
1931	4.9	4.0	7.5	14.6	23.4	27.5	29.7	26.5	18.1	15.1	8.1	3.3	15.2
32	2.7	0.5	4.4	15.6	21.8	23.8	27.8	28.7	26.0	16.1	8.2	2.9	14.9
33	-0.4	5.0	11.7	14.5	18.9	22.2	27.0	26.5	21.0	15.3	8.6	-1.1	14.1
34	1.9	6.3	13.4	19.5	23.3	23.5	27.1	25.5	22.6	14.1	10.7	8.4	16.4
35	0.6	7.1	10.2	16.3	19.7	27.5	27.5	26.1	22.3	17.7	8.2	5.4	15.7
36	9.4	7.4	13.9	16.2	21.9	24.3	27.9	25.8	22.0	11.1	8.4	3.6	16.0
37	1.3	6.8	12.1	14.8	22.8	25.5	26.3	25.2	21.4	15.7	7.9	4.4	15.4
38	4.3	5.5	15.0	13.3	19.6	27.3	28.1	25.5	21.2	16.3	10.8	2.5	15.8
39	6.7	8.1	8.3	20.3	19.1	24.6	28.9	26.8	21.7	14.4	9.3	3.4	16.0
40	-3.5	0.0	9.4	16.6	19.1	24.2	25.9	23.4	21.3	14.6	11.8	-0.8	13.5
1941	1.6	6.2	11.5	15.1	18.6	25.0	26.4	24.9	19.3	14.4	5.3	4.8	14.4
42	-4.1	-0.2	7.5	13.9	21.8	24.3	26.2	26.6	26.1	18.5	7.8	6.4	14.6
43	0.9	9.1	12.9	18.4	20.2	23.1	27.1	28.7	23.2	17.2	7.2	4.5	16.0
44	5.8	3.1	7.4	17.8	19.2	23.4	26.3	28.7	21.3	14.9	9.0	3.4	15.0
45	-0.8	7.6	13.3	18.1	24.6	27.5	28.4	26.8	22.5	16.0	7.0	5.2	16.4
46	0.0	8.3	12.7	20.4	24.4	26.4	29.4	29.7	25.4	12.9	8.5	1.5	16.7
47	-2.5	1.0	12.5	20.1	22.1	26.6	28.1	27.2	26.5	15.1	11.2	6.0	16.1
48	8.7	5.8	13.2	18.2	23.0	23.9	24.6	25.9	22.2	16.6	8.5	1.8	16.0
49	6.9	8.5	9.0	20.0	21.4	23.3	26.6	25.5	23.7	17.4	10.3	6.8	16.6
50	1.3	7.5	12.8	16.7	24.2	28.0	30.5	29.3	22.7	14.0	10.1	4.7	16.8
1951	6.0	9.0	10.2	16.8	20.7	24.5	26.0	27.4	23.2	13.7	13.2	5.9	16.4
52	3.3	4.1	10.1	20.5	21.0	26.7	30.2	29.6	20.3	15.9	8.4	3.4	16.1
53	3.0	5.5	12.6	17.9	20.8	24.2	27.4	25.2	22.3	16.6	7.3	3.3	15.5
54	-1.1	0.8	11.4	13.5	19.3	25.3	24.4	26.0	22.5	15.2	8.1	7.5	14.4
55	3.6	6.4	7.0	14.3	20.2	23.5	25.4	24.5	21.4	15.1	7.0	6.9	14.6
56	6.6	-3.7	7.0	15.2	21.7	22.9	27.3	26.1	23.3	15.8	5.8	3.4	14.3
57	0.5	10.1	14.2	15.6	17.8	27.3	27.4	24.7	20.9	15.0	10.2	4.7	15.7
58	2.0	9.7	7.3	13.9	25.5	24.2	28.2	27.8	22.9	16.2	8.4	8.0	16.2
59	4.8	3.9	13.3	17.5	21.1	23.4	26.7	24.3	20.2	15.5	9.0	7.5	15.6
60	3.1	6.2	10.7	15.9	20.0	26.2	25.1	26.4	20.1	17.1	12.0	7.0	15.8
1961	2.4	8.3	15.3	19.9	19.6	25.1	25.2	25.9	24.7	16.9	10.0	3.8	16.4
62	4.1	4.6	6.1	17.0	20.0	22.5	24.2	27.5	20.6	16.1	6.9	0.0	14.1
63	-3.0	-0.1	9.3	17.7	21.1	25.5	28.1	26.5	22.0	14.9	15.7	-0.9	14.7
64	-2.5	4.9	7.1	16.9	20.6	25.6	26.1	23.9	20.8	14.1	11.0	2.8	14.3
65	4.3	2.5	11.3	14.6	19.4	24.6	26.2	23.2	21.4	15.5	7.4	6.2	14.7
66	0.7	12.0	10.8	18.3	21.2	25.0	24.4	23.6	21.8	19.4	6.9	4.8	15.7
67	2.3	7.6	12.7	15.0	21.6	23.1	27.4	25.9	22.0	17.4	10.1	3.3	15.7
68	2.7	7.2	12.6	19.6	21.5	24.1	26.3	23.9	20.3	16.6	9.1	0.4	15.4
69	1.0	3.5	7.4	16.5	23.3	22.9	25.9	23.2	21.0	15.2	13.4	-0.3	14.4
70	2.2	5.1	8.8	15.4	18.8	25.2	25.8	25.0	21.2	14.8	12.6	3.3	14.9
1971	2.6	7.8	6.8	17.3	22.3	23.4	27.1	27.0	18.7	16.1	9.0	4.4	15.2
72	0.6	7.3	14.1	15.5	20.4	25.0	25.3	23.9	18.0	13.9	10.0	3.7	14.8
73	1.8	6.1	10.5	13.7	21.9	24.0	26.4	25.6	21.7	14.1	8.3	4.9	15.0
74	3.8	9.6	12.6	15.2	19.4	22.8	26.1	26.8	20.9	10.6	10.0	7.5	15.4
75	8.2	5.9	12.0	15.7	21.4	21.9	25.7	24.4	23.6	14.0	7.2	3.9	15.3
76	5.5	3.6	7.6	16.8	21.4	24.2	26.8	22.0	19.6	14.7	10.7	3.7	14.7
77	5.3	9.5	15.4	14.7	21.3	25.3	25.6	24.6	19.1	16.3	9.7	2.6	15.8
78	3.2	4.4	12.6	14.5	18.2	23.6	24.4	23.4	20.2	14.5	3.5	4.1	13.9
79	2.4	5.0	12.8	15.2	22.2	26.0	24.2	23.9	20.7	13.9	9.5	7.9	15.3
80	1.5	7.5	10.9	13.9	17.7	23.2	24.9	25.1	20.7	14.8	7.9	3.4	14.3
1981	2.2	4.8	14.4	16.9	20.8	24.9	26.0	25.6	21.4	17.2	9.8	4.5	15.7
82	1.3	3.3	10.7	13.6	21.5	25.8	26.5	25.5	23.9	15.3	9.7	7.4	15.4
83	7.8	3.3	13.3	18.9	22.3	23.9	29.2	26.4	22.2	16.5	6.5	4.8	16.3
84	4.0	3.3	9.6	15.1	19.1	23.3	24.5	24.1	21.4	16.8	9.7	3.4	14.5
85	-1.0	1.9	9.2	16.4	22.1	22.2	26.9	26.3	22.6	15.1	6.6	9.6	14.8
86	4.7	0.0	7.8	17.3	23.8	22.4	25.1	26.7	20.9	15.6	10.2	2.6	14.8
87	1.1	6.0	7.0	17.5	19.9	24.7	28.6	24.7	25.2	16.2	8.8	5.3	15.4
88	7.6	8.4	11.2	16.4	21.6	24.2	29.0	27.4	21.4	15.3	5.8	5.7	16.2
89	2.5	8.9	15.4	17.6	20.1	22.4	26.8	25.2	20.6	16.6	9.2	7.0	16.0
1990	3.7	13.1	16.2	15.6	23.0	24.0	27.3	27.9	20.6	16.4	9.5	4.0	16.8

Mean values (°C)

Period	I	II	III	IV	V	VI	VII	VIII	IX	X	XI	XII	Mean
1881-1890	1.7	4.2	10.1	15.7	21.4	23.8	26.7	25.5	20.9	14.2	8.1	3.1	14.6
1891-1900	1.3	5.4	10.5	15.7	20.2	24.0	26.4	25.2	21.5	15.9	8.4	3.0	14.8
1901-1910	2.4	5.2	11.1	15.8	21.4	24.9	26.9	26.2	21.0	15.5	8.2	4.9	15.3
1911-1920	3.7	5.6	12.1	16.1	21.2	24.6	26.3	25.6	21.2	14.4	8.4	6.0	15.4
1921-1930	3.1	5.1	11.2	16.1	21.6	24.6	27.7	26.5	21.8	16.1	10.0	3.7	15.6
1931-1940	2.8	5.1	10.6	16.2	21.0	25.0	27.6	26.0	21.8	15.0	9.2	3.2	15.3
1941-1950	1.8	5.7	11.3	17.9	22.0	25.2	27.4	27.3	23.3	15.7	8.5	4.5	15.9
1951-1960	3.2	5.2	10.4	16.1	20.8	24.8	26.8	26.2	21.7	15.6	8.9	5.8	15.5
1961-1970	1.4	5.6	10.2	17.1	20.7	24.4	26.0	24.9	21.6	16.1	10.3	2.3	15.0
1971-1980	3.5	6.7	11.5	15.2	20.6	23.9	25.6	24.7	20.3	14.3	8.6	4.6	15.0
1981-1990	3.4	5.3	11.5	16.5	21.4	23.8	27.0	26.0	22.0	16.1	8.6	5.4	15.6
1881-1910	1.8	4.9	10.6	15.7	21.0	24.2	26.7	25.6	21.1	15.2	8.2	3.7	14.9
1891-1920	2.5	5.4	11.2	15.9	20.9	24.5	26.6	25.7	21.2	15.3	8.3	4.6	15.2
1901-1930	3.1	5.3	11.4	16.0	21.4	24.7	27.0	26.1	21.3	15.3	8.9	4.9	15.5
1911-1940	3.2	5.3	11.3	16.1	21.3	24.7	27.2	26.0	21.6	15.2	9.2	4.3	15.5
1921-1950	2.6	5.3	11.0	16.7	21.5	24.9	27.6	26.6	22.3	15.6	9.2	3.8	15.6
1931-1960	2.6	5.3	10.8	16.7	21.2	25.0	27.3	26.5	22.3	15.4	8.9	4.5	15.5
1941-1970	2.1	5.5	10.6	17.0	21.2	24.8	26.7	26.1	22.2	15.8	9.2	4.2	15.4
1951-1980	2.7	5.8	10.7	16.2	20.7	24.4	26.1	25.2	21.2	15.3	9.3	4.2	15.2
1961-1990	2.8	5.8	11.1	16.3	20.9	24.0	26.2	25.2	21.3	15.5	9.2	4.1	15.2
1880-1990	2.5	5.3	10.9	16.2	21.1	24.4	26.8	25.8	21.5	15.4	8.8	4.3	15.3

ZAGREB-GRİÇ

TABLE 9

AIR TEMPERATURE

Monthly and annual mean minima (°C)

Year	I	II	III	IV	V	VI	VII	VIII	IX	X	XI	XII	Mean
1880	-9.0	-5.5	0.8	9.4	10.4	13.9	17.4	15.3	12.8	8.3	3.3	2.0	6.6
1881	-6.3	-2.9	3.1	5.9	10.4	13.7	16.9	15.3	11.6	5.9	1.2	-0.7	6.2
82	-2.0	-1.5	5.2	6.4	11.0	12.4	15.6	13.6	12.7	10.0	4.0	1.7	7.4
83	-3.6	-0.1	-1.5	5.3	11.7	14.5	15.2	15.5	12.5	8.4	2.7	-2.7	6.5
84	-2.3	-0.1	3.9	6.9	11.4	12.2	16.8	14.9	11.4	6.4	0.0	-0.3	6.8
85	-3.0	1.4	3.0	8.2	10.2	14.6	17.4	15.0	13.0	8.0	5.5	-3.1	7.5
86	-2.3	-1.6	0.8	7.7	10.7	14.7	16.6	15.2	14.0	8.7	4.1	1.3	7.5
87	-4.8	-4.5	0.4	6.7	11.1	14.4	18.1	15.8	13.6	6.1	4.4	-2.4	6.6
88	-8.2	-4.0	2.1	6.2	10.8	14.7	15.1	15.2	12.8	6.2	-0.6	-1.1	5.8
89	-5.1	-4.3	0.9	6.5	14.3	16.5	15.9	15.9	10.4	9.7	2.3	-3.0	6.7
90	-0.1	-3.0	2.8	7.1	12.5	13.4	16.5	17.7	11.5	4.9	2.7	-5.5	6.7
1891	-10.1	-6.3	1.8	5.1	12.4	14.5	16.4	14.9	12.5	10.2	3.0	0.0	6.2
92	-3.1	-0.7	0.1	6.8	10.9	14.8	15.2	16.2	13.8	8.3	1.6	-4.0	6.7
93	-9.1	-1.2	2.7	6.1	10.8	14.1	16.1	15.6	12.0	8.6	2.2	0.1	6.5
94	-4.6	-0.2	4.0	9.5	11.7	13.4	17.5	14.5	10.7	9.1	3.6	-1.4	7.3
95	-3.1	-7.0	0.6	7.5	10.8	14.7	16.8	14.3	12.9	7.3	4.3	-0.9	6.5
96	-6.3	-3.7	3.7	5.3	10.7	15.5	17.1	14.3	12.7	10.4	2.7	0.2	6.9
97	-1.9	0.4	6.0	7.5	10.0	15.1	16.8	15.8	13.0	7.0	0.8	-1.5	7.4
98	-0.8	-0.3	3.1	8.9	11.6	14.6	15.2	16.0	12.2	9.9	7.2	-0.3	8.1
99	1.3	0.8	0.8	7.3	10.9	13.4	16.6	15.8	12.1	6.4	3.5	-6.0	6.9
1900	0.5	3.0	0.7	6.2	10.5	14.6	17.1	15.4	12.6	8.2	6.4	-0.9	7.9
1901	-7.9	-6.5	2.7	7.0	11.7	15.2	17.0	15.8	13.0	8.9	0.9	1.1	6.6
02	-0.1	0.4	2.8	7.0	7.7	13.2	15.1	15.3	11.9	8.5	0.8	-3.6	6.6
03	-3.9	0.8	4.5	4.4	11.4	13.7	15.5	15.1	11.6	8.7	4.7	1.2	7.3
04	-1.9	2.0	4.5	8.3	11.3	15.2	17.6	15.7	12.1	9.3	1.5	0.3	8.0
05	-7.1	-2.4	4.4	6.5	11.3	14.9	17.7	16.2	14.1	3.7	4.6	0.7	7.1
06	-3.1	-0.6	2.9	7.4	11.8	14.5	16.8	15.7	11.0	8.3	5.7	-2.5	7.3
07	-4.1	-3.1	1.0	5.4	12.4	15.3	15.6	15.7	12.7	12.0	3.6	1.3	7.3
08	-4.3	-0.2	2.3	6.3	13.7	15.5	16.1	14.6	10.4	5.8	-2.3	-2.8	6.3
09	-4.2	-3.3	2.8	7.4	10.6	13.6	15.4	15.9	12.7	9.6	2.0	2.6	7.1
10	-1.0	2.8	4.2	6.7	10.9	14.8	14.5	15.5	11.3	8.5	3.0	4.3	8.0
1911	-3.4	-2.3	3.5	5.9	11.4	13.9	16.9	17.0	12.9	7.7	6.6	2.3	7.7
12	-3.0	2.2	5.8	5.5	11.1	14.4	16.1	13.8	8.9	6.0	0.7	0.4	6.8
13	-2.4	-1.7	4.9	7.1	10.7	14.5	14.5	14.3	12.4	8.6	5.3	-0.6	7.3
14	-6.8	-5.3	4.2	7.4	10.8	13.6	15.8	15.5	11.3	6.8	2.6	2.3	6.5
15	-0.1	0.8	2.3	7.3	12.3	15.7	16.3	15.0	10.7	6.8	1.8	4.8	7.8
16	1.0	0.2	6.5	7.3	11.7	14.4	16.8	15.2	11.4	6.8	5.9	3.6	8.4
17	-0.9	-8.0	1.1	5.8	11.8	16.1	16.5	16.8	13.5	8.6	3.1	-2.5	6.8
18	-0.5	-1.4	3.3	9.2	12.5	12.4	16.4	15.3	12.7	8.5	2.9	1.7	7.8
19	2.6	-0.6	3.8	6.1	8.9	13.4	14.6	15.9	13.9	7.2	2.9	0.6	7.4
20	1.6	1.7	5.2	9.7	13.7	14.3	16.8	15.4	13.7	6.1	0.0	0.7	8.2
1921	2.0	-0.9	3.3	6.9	12.9	13.8	18.1	17.1	11.9	7.7	1.4	-2.0	7.7
22	-3.0	-4.4	5.3	6.3	11.9	15.4	15.5	15.5	12.2	7.2	1.2	1.2	7.0
23	0.2	-0.4	3.9	6.9	11.7	11.6	17.1	16.5	12.7	10.9	5.6	-0.3	8.0
24	-4.6	-2.1	2.3	8.0	13.1	15.5	16.1	14.1	14.1	8.0	2.8	-0.1	7.3
25	-1.0	3.1	2.2	7.7	12.7	14.4	17.1	16.0	11.4	8.0	4.1	-2.5	7.8
26	-2.0	4.6	2.9	8.3	10.9	13.8	16.1	15.0	14.0	9.0	10.0	-0.8	8.5
27	0.7	-1.1	5.2	7.5	11.2	15.3	17.3	16.3	14.4	8.0	4.9	-3.2	8.0
28	-1.0	-0.2	2.7	8.5	9.2	13.2	18.4	16.4	13.2	8.3	5.8	-0.2	7.9
29	-7.1	-11.4	0.2	4.6	12.9	14.8	16.4	17.3	13.1	9.0	6.1	1.7	6.5
30	-0.7	-0.1	5.7	8.9	11.2	16.8	15.7	15.2	14.1	8.2	6.4	1.1	8.5

Year	I	II	III	IV	V	VI	VII	VIII	IX	X	XI	XII	Mean
1931	0.1	-0.3	-0.1	5.5	13.1	15.9	17.2	15.8	9.8	7.0	3.6	-2.2	7.1
32	-1.8	-7.8	-2.0	6.9	11.9	13.8	17.0	18.1	15.9	9.2	4.4	0.7	7.2
33	-3.4	-0.4	3.7	6.4	11.1	12.9	16.2	16.2	12.4	8.5	3.8	-4.7	6.9
34	-1.7	-1.3	6.2	10.2	13.3	14.3	17.0	16.6	14.3	7.8	4.3	4.7	8.8
35	-4.6	-0.1	2.2	7.2	10.0	16.5	16.2	15.9	11.9	10.9	4.1	0.9	7.6
36	3.8	1.8	6.0	8.4	13.3	15.2	17.9	15.7	12.6	4.4	3.6	-0.9	8.5
37	-4.1	1.3	5.2	7.7	13.5	16.8	17.0	16.7	13.2	9.2	3.5	0.4	8.4
38	-1.7	-0.5	4.5	4.5	10.4	16.4	17.6	17.0	12.5	9.2	5.5	-1.3	7.8
39	1.4	0.5	1.4	9.8	10.8	15.3	16.9	17.3	12.8	8.3	5.1	-1.3	8.2
40	-8.6	-6.8	1.7	7.6	11.2	15.2	16.1	13.9	12.3	8.0	6.6	-5.9	5.9
1941	-3.3	0.8	3.3	7.1	9.2	15.0	17.1	14.9	10.9	7.2	1.3	-1.6	6.8
42	-9.5	-4.6	0.8	6.6	11.7	15.1	16.2	16.3	16.0	8.9	3.3	1.4	6.9
43	-4.8	1.0	4.1	7.8	10.9	13.7	16.4	17.6	14.6	10.9	2.4	1.3	8.0
44	-0.3	-2.5	0.4	8.1	10.4	13.8	16.4	18.1	12.3	9.0	3.2	-0.7	7.4
45	-6.2	0.2	4.1	7.6	13.6	16.1	18.1	16.4	13.4	7.5	3.4	0.5	7.9
46	-4.0	1.1	4.6	8.5	13.5	15.7	18.3	18.0	14.8	5.5	3.8	-1.8	8.2
47	-7.5	-4.2	4.7	9.6	13.3	16.2	17.9	17.3	14.9	5.9	4.5	1.1	7.8
48	2.7	-0.2	3.2	8.9	13.2	13.9	14.6	16.3	13.1	8.9	3.4	-2.3	8.0
49	0.5	-0.3	0.8	8.5	11.7	13.3	16.6	15.2	14.1	9.5	5.6	1.4	8.1
50	-4.6	0.3	4.6	7.8	13.4	17.2	19.3	17.5	13.4	6.7	4.3	1.2	8.4
1951	1.2	3.2	3.4	7.7	12.1	15.6	16.5	17.5	15.2	7.8	6.2	1.0	9.0
52	-1.8	-1.8	1.9	9.9	11.2	15.8	18.4	18.1	11.6	8.0	2.7	-0.6	7.8
53	-1.7	-1.3	2.1	8.8	11.6	15.7	17.6	15.3	13.8	10.5	2.2	-0.1	7.9
54	-6.6	-6.2	4.3	6.2	11.1	16.5	14.8	15.4	13.8	7.8	3.4	1.8	6.9
55	-0.4	0.7	0.6	5.5	9.7	14.1	16.7	15.5	13.3	8.3	3.1	0.9	7.4
56	1.1	-10.3	0.2	7.2	11.8	13.6	17.1	15.8	13.3	7.2	0.9	-0.9	6.4
57	-4.9	3.4	5.0	7.3	9.4	16.7	17.0	15.2	12.0	8.1	5.3	0.2	7.9
58	-3.2	1.8	0.3	5.6	14.1	14.5	17.0	16.8	12.7	9.2	5.5	2.6	8.1
59	-1.4	-2.3	6.7	8.1	11.6	14.3	17.8	16.2	11.5	6.1	4.5	3.1	8.0
60	-2.2	0.2	4.4	7.6	11.4	15.2	14.5	16.1	12.4	9.8	6.1	3.1	8.2
1961	-2.3	2.1	5.3	11.0	10.6	15.6	15.1	15.4	13.9	10.4	4.3	-1.8	8.3
62	-1.9	-0.8	0.9	7.8	10.2	12.7	15.0	17.5	12.5	9.0	3.6	-4.3	6.8
63	-7.1	-4.1	1.6	8.6	11.5	15.6	17.8	16.7	13.8	7.8	8.9	-4.2	7.2
64	-7.9	-1.6	2.1	8.4	11.7	17.0	16.9	15.1	12.5	8.6	5.9	-0.2	7.4
65	0.3	-3.0	3.9	7.1	11.0	15.2	16.0	14.6	13.4	7.3	2.5	1.7	7.5
66	-3.6	5.4	3.0	9.4	11.8	15.7	15.5	15.4	13.6	12.5	2.8	0.6	8.5
67	-3.2	0.8	5.5	7.1	12.5	14.3	18.2	16.6	14.0	9.2	3.7	-1.9	8.1
68	-3.6	1.7	4.0	9.3	12.1	15.2	16.3	15.6	12.7	8.8	5.1	-2.4	7.9
69	-3.3	-1.0	2.8	6.9	13.0	14.9	16.2	15.4	13.6	7.6	6.5	-3.2	7.4
70	-1.6	-0.7	2.6	6.9	9.9	16.1	15.9	16.9	13.2	7.2	6.6	-0.5	7.7
1971	-1.4	1.8	1.1	8.8	12.8	14.4	17.0	17.3	10.8	6.6	3.0	-0.6	7.6
72	-1.7	3.0	5.4	8.3	11.3	15.3	17.4	16.1	10.6	7.6	2.7	0.4	8.0
73	-1.4	0.6	3.3	6.0	12.3	15.4	16.9	16.5	13.1	6.6	1.3	0.0	7.6
74	0.6	4.8	5.8	7.3	11.1	13.3	16.1	17.3	13.3	5.1	4.7	1.8	8.4
75	2.8	-0.1	5.1	8.1	13.3	15.1	16.8	16.4	15.3	8.2	3.6	0.2	8.7
76	-0.6	-0.5	0.6	7.6	11.2	14.3	17.6	13.8	11.9	8.8	5.9	-0.3	7.5
77	1.0	3.8	6.4	6.0	11.9	15.4	16.2	16.0	11.0	9.3	4.3	-1.1	8.4
78	-0.5	-0.3	4.6	6.8	10.3	13.9	14.7	14.8	11.6	8.2	1.0	-0.2	7.1
79	-3.2	1.3	5.5	6.8	12.5	17.4	15.6	15.7	12.8	7.6	4.5	2.7	8.3
80	-2.9	1.4	3.2	5.9	10.3	14.8	15.6	16.6	12.6	8.4	2.6	-2.0	7.2
1981	-3.5	-0.8	6.4	7.9	11.8	15.5	16.7	16.8	14.1	10.6	3.0	-0.5	8.2
82	-2.8	-1.7	3.3	5.7	12.6	16.3	18.4	16.7	15.7	10.3	4.5	2.6	8.5
83	1.0	-2.1	4.2	10.0	13.1	14.9	18.8	17.3	13.0	8.1	1.4	-0.2	8.3
84	-0.8	-0.6	3.1	7.9	10.4	13.9	15.3	16.1	12.8	9.8	4.5	0.6	7.8
85	-6.1	-4.6	3.4	7.3	13.0	13.2	17.4	16.9	13.3	8.1	2.1	3.7	7.3
86	-0.3	-3.8	1.5	8.5	15.0	14.3	16.0	17.5	12.0	7.7	4.1	-1.2	7.6
87	-4.4	0.2	-0.8	7.9	10.3	14.7	18.1	15.9	16.4	10.1	3.7	0.4	7.7
88	2.6	2.0	3.1	7.2	12.6	14.4	18.0	16.9	13.1	8.7	-0.1	0.1	8.2
89	-1.6	2.6	7.0	9.0	11.4	14.0	17.2	16.7	13.3	7.7	2.6	1.4	8.4
1990	-1.5	4.0	6.4	7.5	13.2	14.8	16.4	16.6	11.5	9.3	4.6	0.4	8.6

Mean values (°C)

Period	I	II	III	IV	V	VI	VII	VIII	IX	X	XI	XII	Mean
1881-1890	-3.8	-2.1	2.1	6.7	11.4	14.1	16.4	15.4	12.4	7.4	2.6	-1.6	6.8
1891-1900	-3.7	-1.5	2.4	7.0	11.0	14.5	16.5	15.3	12.4	8.5	3.5	-1.5	7.0
1901-1910	-3.8	-1.0	3.2	6.6	11.3	14.6	16.1	15.6	12.1	8.3	2.4	0.3	7.2
1911-1920	-1.2	-1.4	4.1	7.1	11.5	14.3	16.1	15.4	12.1	7.3	3.2	1.3	7.5
1921-1930	-1.6	-1.3	3.4	7.4	11.8	14.5	16.8	15.9	13.1	8.4	4.8	-0.5	7.7
1931-1940	-2.1	-1.4	2.9	7.4	11.9	15.2	16.9	16.3	12.8	8.2	4.4	-1.0	7.6
1941-1950	-3.7	-0.8	3.1	8.0	12.1	15.0	17.1	16.8	13.8	8.0	3.5	0.0	7.8
1951-1960	-2.0	-1.3	2.9	7.4	11.4	15.2	16.7	16.2	13.0	8.3	4.0	1.1	7.8
1961-1970	-3.4	-0.1	3.2	8.2	11.4	15.2	16.3	15.9	13.3	8.8	5.0	-1.6	7.7
1971-1980	-0.7	1.6	4.1	7.2	11.7	14.9	16.4	16.0	12.3	7.6	3.4	0.1	7.9
1981-1990	-1.7	-0.5	3.8	7.9	12.3	14.6	17.2	16.7	13.5	9.0	3.0	0.7	8.1
1881-1910	-3.8	-1.5	2.5	6.8	11.2	14.4	16.3	15.4	12.3	8.1	2.9	-0.9	7.0
1891-1920	-2.9	-1.3	3.2	6.9	11.3	14.4	16.2	15.4	12.2	8.1	3.1	0.0	7.2
1901-1930	-2.2	-1.2	3.5	7.0	11.5	14.4	16.3	15.6	12.4	8.0	3.5	0.4	7.4
1911-1940	-1.6	-1.4	3.4	7.3	11.7	14.7	16.6	15.9	12.7	8.0	4.2	0.0	7.6
1921-1950	-2.5	-1.2	3.1	7.6	11.9	14.9	16.9	16.3	13.2	8.2	4.3	-0.5	7.7
1931-1960	-2.6	-1.2	2.9	7.6	11.8	15.1	16.9	16.4	13.2	8.2	4.0	0.1	7.7
1941-1970	-3.0	-0.7	3.0	7.9	11.6	15.1	16.7	16.3	13.3	8.4	4.2	-0.2	7.7
1951-1980	-2.0	0.1	3.4	7.6	11.5	15.1	16.5	16.1	12.9	8.3	4.1	-0.1	7.8
1961-1990	-2.0	0.3	3.7	7.8	11.8	14.9	16.6	16.2	13.0	8.5	3.8	-0.3	7.9
1880-1990	-2.6	-0.9	3.2	7.4	11.6	14.7	16.6	16.0	12.8	8.2	3.6	-0.2	7.5

AIR TEMPERATURE

Monthly and annual absolute maxima (°C)

Year	I	II	III	IV	V	VI	VII	VIII	IX	X	XI	XII	Max.
1862	9.1	11.5	20.4	24.5	28.3	31.8	35.0	34.0	29.3	23.0	14.5	11.5	35.0
63	12.8	17.3	18.5	23.5	29.0	33.3	32.0	35.8	30.8	23.3	16.0	11.3	35.8
64	8.3	10.4	19.4	24.3	25.0	29.4	31.3	31.8	27.9	21.5	13.4	5.4	31.8
65	13.8	4.3	8.4	27.4	31.9	32.0	34.0	32.5	31.0	23.3	18.5	15.8	34.0
66	9.8	14.9	17.0	24.0	28.1	32.3	34.8	28.4	28.6	24.0	12.8	16.8	34.8
67	12.8	16.0	16.8	25.8	29.0	32.0	34.0	33.1	31.5	22.6	19.3	11.9	34.0
68	8.8	17.5	14.6	22.0	34.3	32.3	33.8	31.6	28.0	31.0	18.0	16.4	34.3
69	10.3	16.6	16.5	26.8	33.4	29.3	34.5	34.3	26.8	28.3	15.0	11.0	34.5
70	12.9	6.8	14.6	24.0	32.8	31.6	34.3	31.3	26.0	21.4	19.4	14.8	34.3
1871	12.2	15.4	17.8	28.5	28.0	29.8	33.8	31.4	29.2	19.3	12.8	7.2	33.8
72	10.0	13.5	21.9	22.8	32.5	29.3	33.4	32.6	28.8	25.7	19.3	17.6	33.4
73	12.1	14.9	20.8	21.2	24.5	29.9	31.3	33.5	26.1	25.0	18.8	10.4	33.5
74	12.0	11.5	20.6	26.9	28.7	32.5	34.9	30.5	27.8	25.5	7.9	17.6	34.9
75	11.7	5.0	12.2	23.5	29.3	33.6	32.5	32.7	24.6	21.3	18.7	8.0	33.6
76	7.6	13.2	20.7	26.4	24.6	30.6	30.5	31.1	25.4	25.0	8.0	16.4	31.1
77	15.0	13.8	20.6	21.4	24.4	30.9	32.1	35.2	28.2	20.8	18.3	9.0	35.2
78	9.8	13.0	19.2	22.8	29.6	30.3	30.8	30.8	28.2	22.6	19.2	7.0	30.8
79	12.0	15.2	18.0	21.4	26.8	33.3	32.9	32.0	29.4	20.4	16.2	7.2	33.3
80	8.4	12.6	19.8	25.8	29.4	27.8	34.2	26.2	27.8	24.0	17.4	13.8	34.2
1881	6.2	10.4	18.6	19.0	27.3	32.0	33.2	33.0	24.7	16.7	15.0	9.0	33.2
82	10.3	14.6	21.7	21.7	29.4	28.0	34.0	29.0	26.6	22.1	17.4	14.2	34.0
83	14.4	12.5	14.0	20.6	27.8	27.9	33.6	30.5	28.2	21.2	16.8	9.3	33.6
84	12.7	13.6	21.0	20.5	27.4	26.8	34.4	30.3	26.8	19.5	14.5	12.0	34.4
85	8.7	16.0	19.8	25.7	29.1	31.6	32.8	31.0	27.7	20.9	15.7	15.6	32.8
86	10.3	5.8	20.8	23.6	29.8	31.5	33.8	31.7	28.7	23.2	19.8	17.9	33.8
87	7.0	8.3	14.3	23.2	26.7	29.4	33.3	33.6	31.5	19.6	15.3	10.7	33.6
88	7.9	9.9	23.0	21.7	27.2	30.5	30.4	31.6	26.3	27.2	17.6	12.8	31.6
89	8.9	12.3	16.6	21.8	26.6	28.8	31.6	29.1	26.3	22.9	15.6	8.1	31.6
90	13.8	4.9	24.0	20.1	26.4	30.3	31.2	33.0	25.6	24.5	14.0	9.3	33.0
1891	6.4	7.5	17.0	19.6	26.5	30.2	32.2	29.7	28.2	21.8	20.0	11.8	32.2
92	9.8	13.7	19.9	22.8	31.9	28.8	30.1	32.8	30.7	24.5	18.1	8.9	32.8
93	1.1	16.6	17.1	23.9	27.9	30.5	30.5	31.7	26.5	24.8	12.9	9.8	31.7
94	10.1	15.4	17.0	23.8	24.7	28.9	33.6	33.7	29.0	23.7	17.9	5.4	33.7
95	11.2	4.1	15.4	22.8	24.3	30.8	32.9	29.8	29.4	22.6	19.0	12.8	32.9
96	4.2	9.3	20.8	23.8	27.2	28.8	31.7	30.0	25.8	20.8	17.4	10.9	31.7
97	5.7	17.9	20.6	24.0	24.9	31.8	34.2	29.8	30.3	23.7	17.2	11.8	34.2
98	10.1	12.2	21.6	23.0	26.5	29.7	31.1	30.9	28.1	21.8	19.1	10.8	31.1
99	13.8	16.2	19.6	23.5	27.4	30.5	33.4	31.5	29.7	24.1	18.9	11.4	33.4
1900	14.4	16.1	16.2	23.0	25.8	29.6	33.6	30.0	27.4	26.8	14.5	13.5	33.6
1901	10.1	8.3	16.2	24.4	28.9	30.8	32.1	33.2	26.0	22.5	17.0	11.6	33.2
02	13.3	13.6	18.7	23.1	27.4	30.2	32.6	30.8	29.9	22.6	12.2	11.5	32.6
03	17.2	19.7	23.5	21.2	25.8	27.1	33.5	31.8	30.2	25.1	14.6	9.6	33.5
04	11.6	15.4	16.5	25.6	30.3	30.6	34.3	34.1	25.9	22.3	17.5	15.7	34.3
05	8.9	8.4	22.3	22.5	26.5	30.5	34.5	35.0	30.1	21.4	15.9	11.4	35.0
06	10.4	17.1	22.0	25.2	28.3	32.3	31.7	32.4	30.5	22.7	20.4	10.3	32.4
07	11.0	9.5	17.3	20.6	28.6	31.0	31.9	34.2	28.1	24.6	17.0	12.4	34.2
08	9.9	13.9	17.5	20.2	31.8	31.9	33.0	30.3	25.5	24.0	11.2	6.0	33.0
09	12.1	11.2	18.7	25.7	29.8	29.6	34.5	32.6	29.6	23.6	17.4	16.2	34.5
10	12.2	16.7	17.2	22.0	28.9	29.9	32.3	32.2	22.8	22.6	17.5	17.1	32.3
1911	13.1	15.8	22.5	24.4	27.3	30.4	34.9	33.8	31.2	24.1	19.8	13.3	34.9
12	13.4	15.0	21.4	20.4	30.3	30.3	31.6	30.7	23.9	23.6	12.6	13.1	31.6
13	10.9	11.8	23.0	25.8	29.0	31.1	28.6	28.3	28.7	25.5	19.5	14.3	31.1
14	4.6	13.2	18.2	23.8	27.2	29.9	29.7	30.5	28.0	20.0	17.1	15.3	30.5
15	10.9	12.5	17.2	23.6	27.0	29.5	31.5	28.7	25.2	16.5	17.6	16.3	31.5

Year	I	II	III	IV	V	VI	VII	VIII	IX	X	XI	XII	Max.
1916	11.2	13.5	19.6	22.2	29.0	31.7	35.3	33.7	27.0	22.9	19.1	15.0	35.3
17	13.2	6.5	15.5	21.9	27.5	33.4	35.4	35.0	28.8	25.1	14.7	14.0	35.4
18	14.0	16.6	21.0	22.5	28.9	31.1	34.4	31.5	27.4	18.6	19.5	12.0	34.4
19	15.0	14.6	18.9	19.9	25.2	31.2	29.6	30.6	26.9	22.3	17.6	11.0	31.2
20	15.2	16.8	22.8	28.0	30.1	30.5	34.4	31.4	28.3	24.1	13.6	12.2	34.4
1921	15.3	12.5	20.9	22.5	29.5	30.8	36.8	36.7	29.7	24.9	16.4	11.6	36.8
22	10.5	13.3	20.4	25.8	28.2	30.5	34.6	36.1	26.6	21.8	16.3	14.3	36.1
23	9.6	11.8	19.9	22.6	30.8	29.5	33.0	34.2	27.8	25.5	18.6	10.9	34.2
24	5.1	8.5	17.3	24.1	30.2	31.6	33.6	29.1	28.6	21.7	21.0	15.5	33.6
25	13.8	18.9	16.8	21.2	28.4	30.4	31.7	31.8	27.5	23.4	17.8	16.4	31.8
26	11.5	15.8	23.1	24.4	26.3	27.8	30.5	30.3	29.2	24.4	22.5	9.1	30.5
27	11.3	15.0	20.2	25.6	28.7	33.1	33.3	35.1	29.7	18.8	22.0	5.5	35.1
28	11.3	15.0	18.1	24.3	24.2	32.3	36.2	34.3	30.7	23.7	18.1	8.6	36.2
29	4.6	9.7	19.9	22.0	28.3	30.3	33.9	32.2	30.9	23.8	14.4	15.1	33.9
30	11.9	14.2	18.9	26.1	30.4	31.7	35.2	29.9	28.6	20.9	19.2	11.1	35.2
1931	14.4	10.1	16.3	21.7	30.4	33.0	36.2	34.2	30.2	23.3	15.9	14.3	36.2
32	11.3	9.8	15.8	22.3	28.4	29.8	31.9	32.5	31.1	27.2	14.9	12.4	32.5
33	8.1	11.9	20.3	22.2	25.5	27.1	32.6	33.8	25.1	23.3	16.9	6.1	33.8
34	9.2	16.7	20.0	27.1	27.5	30.4	31.3	31.9	26.4	24.0	20.0	14.2	31.9
35	8.4	14.8	19.5	25.2	27.1	37.0	33.6	31.9	27.9	24.9	17.4	14.3	37.0
36	13.9	15.2	21.1	21.5	26.2	30.9	33.5	29.7	30.7	19.5	18.0	9.1	33.5
37	10.0	17.2	21.4	19.5	28.4	31.6	30.5	30.6	26.3	21.4	17.1	13.7	31.6
38	11.6	10.4	22.5	24.9	26.5	33.4	33.4	32.6	25.9	22.6	18.1	9.5	33.4
39	15.0	17.2	16.0	26.3	24.6	30.2	37.6	33.0	29.1	26.3	16.5	14.0	37.6
40	1.8	9.6	19.7	25.7	27.1	28.5	31.0	30.2	26.9	22.6	19.7	8.6	31.0
1941	13.3	12.4	18.8	23.0	25.4	31.0	33.1	30.2	25.6	24.4	12.6	12.7	33.1
42	9.4	7.1	18.2	20.8	30.1	32.0	31.8	31.6	26.0	22.1	22.1	15.6	32.0
43	10.8	14.8	20.3	26.4	25.9	29.1	32.9	33.6	31.0	22.4	13.9	10.7	33.6
44	12.8	14.6	13.9	24.9	30.4	29.8	30.3	33.4	33.0	20.5	14.6	14.5	33.4
45	5.6	17.4	21.0	23.1	31.6	34.0	35.9	32.7	28.7	21.5	16.6	12.2	35.9
46	13.5	16.1	20.2	26.3	28.3	33.6	34.8	36.6	34.2	23.3	14.8	8.9	36.6
47	5.6	13.3	22.2	28.7	28.1	33.0	34.2	36.0	31.3	24.0	20.0	13.9	36.0
48	13.4	13.3	21.5	24.4	27.5	30.3	30.9	31.3	28.2	23.1	16.8	13.1	31.3
49	14.0	15.1	19.7	27.0	29.7	30.9	33.8	33.4	30.6	22.8	17.2	14.8	33.8
50	10.1	13.9	18.7	26.1	31.3	36.8	40.3	34.8	31.1	20.2	16.2	13.5	40.3
1951	13.1	15.0	18.7	23.0	28.6	31.3	32.4	31.5	29.3	20.2	19.9	13.0	32.4
52	8.5	10.8	22.2	26.2	27.8	32.9	35.8	37.3	29.0	23.4	15.4	13.8	37.3
53	10.3	13.8	22.3	24.8	30.0	30.0	32.4	30.6	28.4	23.5	13.8	15.3	32.4
54	10.4	11.1	18.3	21.6	26.3	29.5	31.1	31.5	29.1	21.4	14.8	15.0	31.5
55	13.2	15.3	20.9	23.7	27.6	28.8	31.7	27.4	27.0	20.8	11.0	15.7	31.7
56	15.0	6.8	16.6	22.0	28.0	29.3	32.6	32.2	30.8	25.5	15.6	10.5	32.6
57	7.2	17.0	21.7	25.1	25.2	32.0	37.0	33.0	26.4	22.9	21.6	16.5	37.0
58	12.6	18.1	17.8	21.5	32.3	32.0	34.7	34.3	29.6	23.1	13.8	15.8	34.7
59	13.3	15.3	21.8	22.7	27.8	29.3	31.8	29.7	25.0	19.9	16.1	13.7	31.8
60	17.1	20.9	18.2	23.3	28.8	30.7	30.5	32.1	27.5	22.3	22.2	16.2	32.1
1961	11.7	15.2	21.4	26.9	26.1	31.3	32.1	33.9	29.2	26.4	16.2	16.3	33.9
62	11.9	11.4	17.2	26.0	28.0	31.8	32.2	33.2	31.1	22.1	14.0	9.3	33.2
63	6.8	7.9	15.8	24.0	27.0	32.7	33.1	34.8	27.3	22.9	25.0	5.5	34.8
64	3.2	14.7	18.0	21.8	26.3	30.0	31.6	30.1	27.3	19.7	16.9	7.7	31.6
65	16.2	13.1	18.2	21.8	27.2	33.1	31.1	31.3	26.5	23.8	21.2	13.2	33.1
66	9.0	17.9	15.8	23.2	26.8	29.8	30.7	30.0	27.7	24.2	17.0	13.9	30.7
67	10.3	16.3	19.1	22.7	27.3	31.2	32.3	33.2	29.5	23.0	18.8	12.1	33.2
68	9.7	16.3	23.6	28.0	29.0	31.1	37.2	29.5	26.5	22.1	20.6	8.2	37.2
69	8.4	11.0	16.0	27.8	29.6	28.9	31.4	30.2	25.4	19.3	21.8	3.3	31.4
70	10.9	14.0	18.3	25.8	23.8	30.5	30.5	32.0	29.6	22.9	19.3	13.1	32.0
1971	11.4	12.2	19.5	23.3	28.8	27.5	31.3	34.0	24.6	27.6	19.3	9.0	34.0
72	4.6	12.9	21.4	24.9	27.6	29.4	31.8	31.2	26.5	22.6	19.2	15.3	31.8
73	5.8	12.5	18.7	22.7	30.1	30.6	32.9	31.4	29.8	22.9	19.3	13.6	32.9
74	14.8	14.9	23.1	20.8	25.6	27.5	32.6	33.2	27.3	15.1	18.9	13.8	33.2
75	12.6	11.4	17.3	21.3	27.4	29.3	30.8	27.7	28.3	24.5	12.9	10.7	30.8

Year	I	II	III	IV	V	VI	VII	VIII	IX	X	XI	XII	Max.
1976	11.8	11.7	18.1	24.8	26.6	30.0	32.2	25.0	24.8	23.4	17.5	13.2	33.2
77	12.7	15.5	24.0	26.7	27.1	31.5	30.4	28.0	27.0	22.6	18.4	11.1	31.5
78	10.0	15.1	20.8	21.3	22.2	28.4	28.7	30.6	27.2	19.1	12.7	13.4	30.6
79	16.2	11.1	18.8	22.3	30.0	31.0	30.6	32.1	25.7	23.3	17.8	15.3	32.1
80	12.0	14.2	19.6	22.1	22.9	30.8	29.2	31.4	26.3	21.6	15.0	9.2	31.4
1981	9.8	12.1	21.3	22.4	27.9	31.4	31.0	32.9	27.8	24.4	19.2	15.7	32.9
82	13.3	10.2	18.9	22.5	27.0	33.3	31.1	30.8	29.5	19.4	16.2	16.2	33.3
83	14.8	9.5	20.7	24.6	29.5	29.3	36.3	34.8	29.2	24.8	15.3	13.1	36.3
84	13.2	10.6	18.2	22.3	26.5	29.3	34.1	30.6	28.6	24.1	19.3	8.9	34.1
85	14.0	13.4	17.9	24.3	27.9	30.2	33.6	32.2	27.4	25.3	18.6	17.5	33.6
86	13.5	7.1	19.9	26.5	28.1	29.3	32.1	32.4	27.8	21.8	18.3	11.3	32.4
87	11.6	14.0	19.0	23.7	26.1	31.1	33.7	29.2	30.6	22.4	15.2	13.4	33.7
88	17.4	16.7	17.8	22.5	25.2	28.5	34.8	34.0	26.7	20.5	14.0	13.8	34.8
89	9.4	18.2	26.0	23.3	25.5	27.5	31.1	30.7	25.8	21.5	19.9	21.6	31.1
1990	14.7	20.0	23.0	20.8	27.1	32.4	33.0	32.5	28.5	23.1	17.6	11.5	33.0

Mean values (°C)

Period	I	II	III	IV	V	VI	VII	VIII	IX	X	XI	XII	Max.
1862-1990	11.0	13.2	19.2	23.6	27.9	30.7	32.9	31.9	28.1	22.8	17.0	12.4	33.5

Highest values (°C) with the year of occurrence

Period	I	II	III	IV	V	VI	VII	VIII	IX	X	XI	XII	Max.
1862-1870	13.8	17.5	20.4	27.4	34.3	33.3	35.0	35.8	31.5	31.0	19.4	16.8	35.8
	1865	1868	1862	1865	1868	1863	1862	1863	1867	1868	1870	1866	1863
1871-1880	15.0	15.4	21.9	28.5	32.5	33.6	34.9	35.2	29.4	25.7	19.3	17.6	35.2
	1877	1871	1872	1871	1872	1875	1874	1877	1879	1872	1872	1872	1877
												1874	
1881-1890	14.4	16.0	24.0	25.7	29.8	32.0	34.4	33.6	31.5	27.2	19.8	17.9	34.4
	1883	1885	1890	1885	1886	1881	1884	1887	1887	1888	1886	1886	1884
1891-1900	14.4	17.9	21.6	24.0	31.9	31.8	34.2	33.7	30.7	26.8	20.0	13.5	34.2
	1900	1897	1898	1897	1892	1897	1897	1894	1892	1900	1891	1900	1897
1901-1910	17.2	19.7	23.5	25.7	31.8	32.3	34.5	35.0	30.5	25.1	20.4	17.1	35.0
	1903	1903	1903	1909	1908	1906	1905	1905	1906	1903	1906	1910	1905
							1909						
1911-1920	15.2	16.8	23.0	28.0	30.3	33.4	35.4	35.0	31.2	25.5	19.8	16.3	35.4
	1920	1920	1913	1920	1912	1917	1917	1917	1911	1913	1911	1915	1917
1921-1930	15.3	18.9	23.1	26.1	30.8	33.1	36.8	36.7	30.9	25.5	22.5	16.4	36.8
	1921	1925	1926	1930	1923	1927	1921	1921	1929	1923	1926	1925	1921
1931-1940	15.0	17.2	22.5	27.1	30.4	37.0	37.6	34.2	31.1	27.2	20.0	14.3	37.6
	1939	1937	1938	1934	1931	1935	1939	1931	1932	1932	1934	1931	1939
		1939										1935	
1941-1950	14.0	17.4	22.2	28.7	31.6	36.8	40.3	36.6	34.2	24.4	22.1	15.6	40.3
	1949	1945	1947	1947	1945	1950	1950	1946	1946	1941	1942	1942	1950
1951-1960	17.1	20.9	22.3	26.2	32.3	32.9	37.0	37.3	30.8	25.5	22.2	16.5	37.3
	1960	1960	1953	1952	1958	1952	1957	1952	1956	1956	1960	1957	1952
1961-1970	16.2	17.9	23.6	28.0	29.6	33.1	37.2	34.8	31.1	26.4	25.0	16.3	37.2
	1965	1966	1968	1968	1969	1965	1968	1963	1962	1961	1963	1961	1968
1971-1980	16.2	15.5	24.0	26.7	30.1	31.5	32.9	34.0	29.8	27.6	19.3	15.3	34.0
	1979	1977	1977	1977	1973	1977	1973	1971	1973	1971	1971	1972	1971
											1973	1979	
1981-1990	17.4	20.0	26.0	26.5	29.5	33.3	36.3	34.8	30.6	25.3	19.9	21.6	36.3
	1988	1990	1989	1986	1983	1982	1983	1983	1987	1985	1989	1989	1983

Period	I	II	III	IV	V	VI	VII	VIII	IX	X	XI	XII	Max.
1862-1890	15.0 1877	17.5 1868	24.0 1890	28.5 1871	34.3 1868	33.6 1875	35.0 1862	35.8 1863	31.5 1867 1887	31.0 1868	19.8 1886	17.9 1886	35.8 1863
1871-1900	15.0 1877	17.9 1897	24.0 1890	28.5 1871	32.5 1872	33.6 1875	34.9 1874	35.2 1877	31.5 1887	27.2 1888	20.0 1891	17.9 1886	35.2 1877
1881-1910	17.2 1903	19.7 1903	24.0 1890	25.7 1885 1909	31.9 1892	32.3 1906	34.5 1905	35.0 1905 1909	31.5 1887	27.2 1888	20.4 1906	17.9 1886	35.0 1905
1891-1920	17.2 1903	19.7 1903	23.5 1903	28.0 1920	31.9 1892	33.4 1917	35.4 1917 1917	35.0 1905	31.2 1911	26.8 1900	20.4 1906	17.1 1910	35.4 1917
1901-1930	17.2 1903	19.7 1903	23.5 1903	28.0 1920	31.8 1908	33.4 1917	36.8 1921	36.7 1921	31.2 1911	25.5 1913 1923	22.5 1926	17.1 1910	36.8 1921
1911-1940	15.3 1921	18.9 1925	23.1 1926	28.0 1920	30.8 1923	37.0 1935	37.6 1939	36.7 1921	31.2 1911	27.2 1932	22.5 1926	16.4 1925	37.6 1939
1921-1950	15.3 1921	18.9 1925	23.1 1926	28.7 1947	31.6 1945	37.0 1935	40.3 1950	36.7 1921	34.2 1946	27.2 1932	22.5 1926	16.4 1925	40.3 1950
1931-1960	17.1 1960	20.9 1960	22.5 1938	28.7 1947	32.3 1958	37.0 1935	40.3 1950	37.3 1952	34.2 1946	27.2 1932	22.2 1960	16.5 1957	40.3 1950
1941-1970	17.1 1960	20.9 1960	23.6 1968	28.7 1947	32.3 1958	36.8 1950	40.3 1950	37.3 1952	34.2 1946	26.4 1961	25.0 1963	16.5 1957	40.3 1950
1951-1980	17.1 1960	20.9 1960	24.0 1977	28.0 1968	32.3 1958	33.1 1965	37.2 1968	37.3 1952	31.1 1962	27.6 1971	25.0 1963	16.5 1957	37.3 1952
1961-1990	17.4 1988	20.0 1990	26.0 1989	28.0 1968	30.1 1973	33.3 1982	37.2 1968	34.8 1963 1983	31.1 1962	27.6 1971	25.0 1963	21.6 1989	37.2 1968

Highest values with the year and day of occurrence

Period	I	II	III	IV	V	VI	VII	VIII	IX	X	XI	XII	Max.
1862-1990	17.4 1988 29.	20.9 1960 29.	26.0 1989 29. 31.	28.7 1947 28.	34.3 1868 28.	37.0 1935 28.	40.3 1950 5.	37.3 1952 16.	34.2 1946 7.	31.0 1868 3.	25.0 1963 16.	21.6 1989 17.	40.3 1950 5.VII

AIR TEMPERATURE

Monthly and annual absolute minima (°C)

Year	I	II	III	IV	V	VI	VII	VIII	IX	X	XI	XII	Min.
1862	-19.1	-11.0	-2.1	1.5	10.9	13.3	12.9	13.3	8.0	2.0	-2.5	-9.0	-19.1
63	-3.0	-5.0	1.5	2.0	12.3	10.3	11.8	12.6	9.4	0.5	-1.8	-4.8	-5.5
64	-21.0	-10.4	-1.3	-0.4	3.6	11.6	14.0	9.3	7.0	2.4	-2.3	-7.4	-21.0
65	-8.5	-11.6	-8.8	2.0	5.0	10.3	14.9	10.8	9.8	3.0	-3.8	-8.9	-11.6
66	-5.0	-2.0	0.0	3.4	5.4	10.3	12.4	9.6	9.8	-2.8	-5.9	-3.8	-5.9
67	-11.3	-3.5	-4.4	2.3	5.8	10.6	12.6	14.0	0.9	0.4	-8.8	-15.5	-15.5
68	-11.5	-4.5	-1.0	1.4	12.5	13.3	14.8	11.1	11.4	1.4	-6.6	-4.6	-11.5
69	-16.0	-2.4	-3.4	3.8	7.6	9.8	15.9	9.3	7.5	-1.0	-7.5	-3.8	-16.0
70	-13.0	-17.1	-5.3	-0.3	6.3	11.3	10.0	9.3	6.4	1.0	1.0	-19.0	-19.0
1871	-10.0	-14.8	-4.6	-1.5	4.1	10.0	14.5	11.3	8.0	1.2	-1.3	-16.6	-16.6
72	-6.4	-2.3	-2.6	4.7	10.8	13.7	15.0	11.5	4.8	4.8	0.8	-1.7	-6.4
73	-3.5	-7.3	2.2	1.6	5.4	10.1	14.5	10.8	5.4	5.1	-3.7	-9.5	-9.5
74	-10.3	-8.8	-6.5	2.5	3.2	8.6	16.9	12.5	9.8	-0.4	-5.6	-15.2	-15.2
75	-14.0	-12.0	-11.4	1.6	9.0	15.8	14.2	10.8	5.9	2.8	-1.8	-15.3	-15.3
76	-18.2	-17.4	-3.4	0.8	3.6	14.0	13.4	9.3	7.8	1.8	-10.6	-10.6	-18.2
77	-5.4	-9.2	-10.0	0.5	3.0	14.4	13.7	12.7	3.5	-1.0	-0.2	-10.7	-10.7
78	-12.7	-8.7	-4.3	2.1	10.0	10.4	13.4	12.1	7.7	2.8	-0.5	-12.7	-12.7
79	-6.8	-1.6	-4.7	5.0	4.0	12.3	11.3	13.8	9.0	-1.3	-9.4	-19.2	-19.2
80	-19.5	-21.3	-6.8	3.8	3.8	10.6	14.1	12.8	6.3	-3.0	-2.2	-3.3	-21.3
1881	-21.5	-9.5	-4.8	2.0	4.4	8.4	10.0	8.0	4.5	-1.4	-3.6	-6.8	-21.5
82	-5.8	-9.2	1.7	-0.5	5.2	6.0	11.3	7.7	8.3	4.2	-2.0	-6.3	-9.2
83	-12.2	-3.6	-9.7	1.6	6.7	11.0	9.8	11.3	8.2	4.1	-2.2	-9.5	-12.2
84	-10.5	-5.5	-0.2	3.8	6.8	9.7	11.7	9.8	8.6	1.9	-9.7	-10.0	-10.5
85	-12.4	-5.0	-2.7	4.7	4.2	9.0	13.4	10.3	6.0	1.0	0.7	-11.4	-12.4
86	-10.8	-9.0	-9.6	2.3	1.0	11.0	12.2	10.8	6.2	1.1	-2.6	-6.3	-10.8
87	-12.9	-18.8	-8.5	-1.8	5.8	10.4	12.6	12.4	5.3	-0.8	-5.2	-17.0	-18.8
88	-17.0	-12.0	-17.0	0.1	5.0	7.6	11.1	10.6	7.6	-2.5	-8.9	-10.0	-17.0
89	-9.9	-10.4	-9.1	0.8	9.8	12.2	12.1	11.9	2.3	4.6	-3.1	-5.5	-10.4
90	-4.4	-6.6	-10.0	3.0	7.1	8.4	11.3	12.4	7.3	-0.9	-7.2	-16.2	-16.2
1891	-17.2	-16.5	-6.0	-0.7	6.0	8.3	12.6	11.1	4.1	-2.0	-6.7	-12.0	-17.2
92	-18.0	-6.3	-8.6	0.9	4.3	10.8	11.0	12.7	10.5	0.5	-9.2	-11.3	-18.0
93	-21.8	-16.7	-2.1	-0.3	1.8	9.8	10.3	11.0	6.8	0.8	-5.5	-7.8	-21.8
94	-12.4	-6.5	0.9	2.8	2.8	9.7	14.0	7.3	5.2	-0.5	-1.6	-8.2	-12.4
95	-10.2	-13.8	-11.1	1.8	1.7	7.9	8.8	10.8	6.8	2.0	-6.5	-6.7	-13.8
96	-11.2	-8.3	-1.4	1.2	6.4	12.8	10.8	9.6	7.3	3.9	-8.3	-8.5	-11.2
97	-10.4	-5.4	-1.0	3.2	3.8	7.7	11.8	12.3	9.0	-1.2	-6.9	-7.3	-10.4
98	-6.6	-8.0	-2.2	4.0	6.8	10.2	11.1	12.6	6.7	3.5	-1.4	-7.8	-8.0
99	-1.7	-6.0	-9.9	2.6	2.0	9.7	11.9	12.9	7.5	0.8	-3.3	-17.8	-17.8
1900	-6.9	-1.6	-7.2	-1.2	4.1	10.1	8.7	10.6	9.2	0.8	-0.7	-5.4	-7.2
1901	-16.9	-15.4	-2.8	2.3	7.1	9.6	15.0	9.4	9.5	3.5	-5.4	-4.4	-16.9
02	-5.0	-6.0	-3.7	1.3	1.4	8.9	9.3	9.1	5.0	3.4	-6.8	-10.6	-10.6
03	-16.6	-7.0	-1.0	-0.5	4.4	10.0	11.3	9.3	7.3	3.4	-2.0	-6.5	-16.6
04	-7.3	-1.6	0.3	2.0	4.3	11.9	15.0	10.5	6.1	5.7	-7.5	-9.2	-9.2
05	-17.9	-11.6	0.3	-0.7	8.2	11.2	12.6	10.9	7.6	-3.7	-0.2	-4.1	-17.9
06	-9.3	-5.7	-0.6	0.4	6.8	8.2	12.1	9.2	3.0	2.8	-1.9	-18.3	-18.3
07	-15.8	-8.3	-3.8	1.1	6.3	9.8	10.6	8.5	6.8	5.9	-1.5	-4.9	-15.8
08	-12.4	-6.0	-1.7	1.4	9.3	11.2	13.3	10.9	6.8	-1.2	-9.5	-9.3	-12.4
09	-12.8	-9.4	-5.5	-0.6	1.8	11.2	9.4	12.5	8.5	1.3	-6.9	-3.7	-12.8
10	-8.2	-0.6	0.2	0.9	6.8	9.9	11.0	12.1	5.2	3.1	-4.3	-4.7	-8.2
1911	-9.8	-10.6	-1.2	-0.5	7.0	8.5	12.3	10.5	8.3	1.9	1.9	-1.6	-10.6
12	-11.3	-9.3	1.7	-0.5	4.5	8.9	13.1	8.8	6.1	1.3	-2.3	-4.8	-11.3
13	-7.1	-6.4	-6.0	-1.2	5.5	9.5	11.0	9.6	6.5	1.8	0.2	-8.0	-8.0
14	-17.8	-14.0	-1.4	2.5	4.7	8.4	12.0	12.5	5.7	0.4	-3.5	-5.4	-17.8
15	-12.9	-10.6	-6.2	1.1	5.7	10.5	11.7	11.4	4.1	2.4	-9.1	-4.2	-12.9

Year	I	II	III	IV	V	VI	VII	VIII	IX	X	XI	XII	Min.
1916	-3.5	-3.9	1.8	3.1	6.2	10.4	11.7	10.7	5.5	2.0	-1.9	-0.4	-3.9
17	-8.5	-20.5	-4.0	1.4	6.7	13.0	13.1	12.9	9.0	3.4	-1.2	-8.5	-20.5
18	-14.3	-12.3	-3.8	5.4	9.0	8.0	11.1	10.5	7.2	4.4	-5.9	-1.8	-14.3
19	-3.0	-12.8	-0.2	-0.3	2.5	5.8	10.5	12.1	5.4	0.6	-5.7	-4.6	-12.8
20	-3.5	-3.6	0.5	4.9	7.0	8.3	11.1	12.0	10.0	-6.0	-4.3	-2.6	-6.0
1921	-2.1	-2.9	-3.0	3.0	5.5	8.7	12.4	12.3	7.4	0.4	-7.6	-10.4	-10.4
22	-10.0	-15.6	1.1	-0.1	6.5	10.5	10.8	8.4	7.5	2.8	-5.1	-5.0	-15.6
23	-6.5	-6.0	-0.6	-1.3	4.8	7.0	11.9	12.6	7.7	3.8	0.6	-11.7	-11.7
24	-12.8	-8.8	-10.3	3.5	7.3	12.7	10.5	10.1	9.5	3.8	-2.3	-5.7	-12.8
25	-6.5	-2.0	-4.4	2.9	6.3	12.1	13.7	11.5	5.3	0.9	-9.7	-13.4	-13.4
26	-9.7	-0.9	-3.2	1.9	5.8	9.1	12.5	12.0	9.0	1.5	2.3	-5.8	-9.7
27	-3.1	-7.9	1.5	3.3	4.2	11.0	14.3	9.2	9.6	4.0	-2.1	-18.7	-18.7
28	-7.9	-6.3	-4.9	1.7	2.6	4.6	15.0	10.5	2.9	-0.1	1.0	-5.3	-7.9
29	-16.8	-19.8	-11.6	-1.9	7.8	10.2	11.5	13.7	5.2	4.6	1.8	-5.6	-19.8
30	-5.0	-5.7	-0.2	2.8	5.0	12.8	9.0	8.6	10.0	2.3	-0.1	-2.0	-5.7
1931	-3.7	-6.9	-7.2	-1.3	8.2	12.2	12.3	11.4	3.1	0.9	-0.5	-8.4	-8.4
32	-9.0	-19.4	-10.8	0.9	3.3	10.6	14.5	13.5	8.9	1.8	-1.4	-3.0	-19.4
33	-10.7	-8.0	-1.8	1.0	6.8	8.0	11.9	12.4	8.1	3.9	0.1	-10.0	-10.7
34	-6.9	-10.9	-0.9	0.8	5.7	9.8	10.0	13.4	11.7	0.1	-0.7	-1.5	-10.9
35	-11.6	-12.4	-4.3	0.1	0.9	10.7	10.7	11.9	4.9	4.8	-2.6	-7.7	-12.4
36	-1.1	-9.6	2.2	4.8	10.0	9.8	12.6	12.5	4.1	0.4	-2.9	-5.3	-9.6
37	-9.4	-3.4	0.7	2.6	7.3	12.8	12.4	11.9	9.0	5.0	-2.1	-5.8	-9.4
38	-12.0	-4.2	-1.4	0.4	3.0	11.8	11.3	10.9	7.2	3.5	2.2	-10.8	-12.0
39	-6.9	-5.1	-3.1	5.3	8.3	12.0	11.9	12.5	4.0	3.0	-1.0	-15.4	-15.4
40	-14.0	-21.7	-7.9	1.3	8.2	10.7	10.5	7.3	4.7	1.0	0.0	-13.4	-21.7
1941	-15.4	-7.6	-3.9	-0.3	2.8	10.8	13.3	7.9	7.4	-0.4	-5.0	-9.2	-15.4
42	-22.2	-15.2	-4.1	-0.2	3.5	10.2	12.7	12.0	10.8	2.8	-4.3	-4.2	-22.2
43	-11.1	-2.0	-1.9	3.0	5.6	10.2	11.8	14.0	10.5	4.8	-2.9	-2.6	-11.1
44	-6.2	-10.9	-2.5	0.8	3.6	6.9	13.2	15.0	6.9	3.6	0.3	-9.2	-10.9
45	-15.3	-5.6	-3.2	3.2	3.3	10.7	10.3	12.7	6.7	2.7	-4.0	-7.4	-15.3
46	-8.2	-3.5	-1.6	1.9	10.4	12.4	14.8	11.6	9.4	-3.0	-2.6	-9.8	-9.8
47	-17.2	-14.9	-2.6	3.4	8.0	10.4	14.5	10.6	9.4	-0.7	-2.7	-6.7	-17.2
48	-4.6	-7.4	-3.1	3.1	6.1	8.5	7.3	10.0	6.2	2.3	-3.4	-8.7	-8.7
49	-5.8	-3.0	-6.0	1.5	6.2	8.5	11.6	9.5	8.4	3.5	-0.2	-4.1	-8.0
50	-17.3	-9.7	-0.7	3.7	9.3	12.9	14.7	12.6	8.7	1.4	-0.8	-2.8	-17.3
1951	-1.9	-1.2	-0.8	1.5	7.0	11.7	13.5	13.3	8.0	3.1	-0.2	-2.9	-2.9
52	-9.4	-8.5	-6.0	0.7	3.7	12.6	13.2	12.7	3.7	1.0	-0.5	-4.2	-9.4
53	-6.1	-8.9	-3.2	3.8	0.5	8.5	13.9	11.8	7.7	3.5	-5.7	-7.9	-8.9
54	-13.8	-14.2	0.5	1.3	7.1	12.0	10.1	12.3	6.0	3.5	-3.6	-2.4	-14.2
55	-4.5	-9.3	-8.8	-1.1	3.7	5.8	13.0	11.1	8.1	-1.6	-6.0	-3.0	-9.3
56	-9.9	-19.4	-4.4	-1.1	5.5	10.2	13.6	11.5	6.9	2.4	-6.8	-4.8	-19.4
57	-15.9	-3.9	-2.9	3.4	2.1	11.5	10.9	8.7	6.1	4.3	-2.6	-5.4	-15.9
58	-13.3	-8.9	-3.2	-0.6	7.1	11.4	12.4	12.3	7.0	1.8	1.6	-6.7	-13.3
59	-9.7	-8.5	0.8	2.5	8.3	9.6	13.9	12.6	6.2	2.5	-0.9	-2.0	-9.7
60	-12.0	-8.4	-1.2	0.4	1.8	11.0	9.1	13.5	6.9	3.4	0.0	-2.9	-12.0
1961	-9.9	-1.4	-0.3	8.9	5.9	12.6	10.5	9.3	9.0	5.7	-4.2	-10.3	-10.3
62	-8.6	-5.2	-4.2	1.9	1.8	5.7	7.8	14.0	6.9	3.9	-1.8	-12.2	-12.2
63	-15.4	-11.0	-11.6	1.9	6.5	12.0	12.4	10.9	6.6	3.0	1.4	-13.7	-15.4
64	-13.6	-6.6	-3.6	1.9	6.6	14.2	13.1	8.3	7.4	5.9	0.7	-5.5	-13.6
65	-3.3	-7.2	-2.4	2.7	7.0	10.6	10.3	9.5	10.4	0.1	-8.3	-1.7	-8.3
66	-9.6	-3.1	-2.1	4.9	7.9	10.5	12.1	7.6	9.4	2.0	-3.5	-3.4	-9.6
67	-15.6	-5.4	0.8	1.6	5.6	8.0	12.3	11.5	9.6	2.6	-2.7	-11.2	-15.6
68	-16.5	-2.0	-3.0	-0.2	4.0	9.0	10.3	10.2	6.9	1.2	-1.4	-9.1	-16.5
69	-15.0	-10.2	-2.7	0.2	4.9	10.8	10.1	10.4	6.6	2.5	-2.0	-13.8	-15.0
70	-5.4	-5.7	-4.2	-0.1	1.6	8.7	9.6	13.3	3.8	1.0	-0.1	-4.8	-5.7
1971	-10.2	-7.9	-9.7	3.8	8.6	9.7	12.9	14.0	6.3	-1.2	-5.8	-4.4	-10.2
72	-8.5	-3.2	-3.4	2.3	7.8	11.4	12.3	11.0	5.8	-0.2	-2.0	-5.6	-9.5
73	-8.0	-2.0	-1.6	2.0	6.6	11.0	11.6	13.4	7.2	0.2	-4.4	-10.4	-10.4
74	-2.1	0.0	0.4	3.1	7.3	9.0	12.7	11.3	6.3	1.0	-0.2	-3.8	-3.8
75	-2.8	-4.5	-0.8	3.5	8.2	9.1	10.3	14.3	9.7	2.3	-6.6	-6.2	-6.6

Year	I	II	III	IV	V	VI	VII	VIII	IX	X	XI	XII	Min.
1976	-9.4	-8.6	-6.4	1.8	2.7	8.7	12.0	11.0	7.4	0.5	-1.2	-11.2	-11.2
77	-5.8	-5.2	-2.8	0.1	6.3	8.5	11.5	11.9	3.4	2.9	-1.0	-6.8	-6.8
78	-5.1	-10.3	-1.1	1.5	1.9	8.5	10.1	11.1	6.3	3.8	-2.6	-6.8	-10.3
79	-10.8	-2.9	-1.5	3.1	2.7	12.5	11.5	8.3	5.9	-0.4	-0.4	-1.4	-10.8
80	-10.9	-3.4	-3.8	0.7	6.6	11.0	10.4	7.8	7.6	2.4	-3.1	-10.6	-10.9
1981	-9.9	-7.3	0.3	2.4	5.1	9.6	12.4	9.6	9.2	3.3	-2.4	-8.2	-9.9
82	-8.4	-6.2	-1.3	0.5	6.3	10.7	14.7	11.9	12.7	5.3	-0.8	-3.7	-8.4
83	-2.8	-9.0	-1.1	2.4	9.3	10.9	13.5	13.1	8.3	2.0	-5.4	-8.7	-9.0
84	-6.6	-4.9	-1.8	2.4	5.2	10.0	9.4	12.5	7.5	4.2	-0.8	-3.1	-6.6
85	-6.1	-15.8	0.5	1.0	1.6	8.1	13.0	11.7	7.2	-0.3	-2.1	-2.0	-15.8
86	-4.6	-10.6	-7.5	-0.5	11.0	6.7	11.0	10.0	7.8	1.8	0.9	-8.2	-10.6
87	-12.5	-8.7	-9.1	2.7	5.4	9.6	11.3	9.2	6.3	3.0	0.0	-6.9	-12.5
88	-3.7	-3.2	-1.3	0.0	9.8	10.3	14.1	13.0	9.3	0.7	-7.9	-7.5	-7.9
89	-6.6	-2.8	3.6	4.5	5.2	11.2	12.4	10.6	9.8	3.8	-5.8	-7.8	-7.8
1990	-7.7	-0.2	1.2	3.1	9.4	10.1	12.4	12.9	6.7	0.6	0.1	-3.6	-7.7

Mean values (°C)

Period	I	II	III	IV	V	VI	VII	VIII	IX	X	XI	XII	Min.
1862-1990	-10.1	-8.1	-3.4	1.7	5.7	10.2	12.1	11.2	7.2	1.8	-3.1	-7.6	-12.6

Lowest values (°C) with the year of occurrence

Period	I	II	III	IV	V	VI	VII	VIII	IX	X	XI	XII	Min.
1862-1870	-21.0 1864	-17.1 1870	-8.8 1865	-0.4 1864	3.6 1864	9.8 1869	10.0 1870	9.3 1864 1869 1870	0.9 1867	-2.8 1866	-8.8 1867	-19.0 1870	-21.0 1864
1871-1880	-19.5 1880	-21.3 1880	-11.4 1875	-1.5 1871	3.0 1877	8.6 1874	11.3 1879	9.3 1876	3.5 1877	-3.0 1880	-10.6 1876	-19.2 1879	-21.3 1880
1881-1890	-21.5 1881	-18.8 1887	-17.0 1888	-1.8 1887	1.0 1886	6.0 1882	9.8 1883	7.7 1882	2.3 1889	-2.5 1888	-9.7 1884	-17.0 1887	-21.5 1881
1891-1900	-21.8 1893	-16.7 1893	-11.1 1895	-1.2 1900	1.7 1895	7.7 1897	8.7 1900	7.3 1894	4.1 1891	-2.0 1891	-9.2 1892	-17.8 1899	-21.8 1893
1901-1910	-17.9 1905	-15.4 1901	-5.5 1909	-0.7 1905	1.4 1902	8.2 1906	9.3 1902	8.5 1907	3.0 1906	-3.7 1905	-9.5 1908	-18.3 1906	-18.3 1906
1911-1920	-17.8 1914	-20.5 1917	-6.2 1915	-1.2 1913	2.5 1919	5.8 1919	10.5 1919	8.8 1912	4.1 1915	-6.0 1920	-9.1 1915	-8.5 1917	-20.5 1917
1921-1930	-16.8 1929	-19.8 1929	-11.6 1929	-1.9 1929	2.6 1928	4.6 1928	9.0 1930	8.4 1922	2.9 1928	-0.1 1928	-9.7 1925	-18.7 1927	-19.8 1929
1931-1940	-14.0 1940	-21.7 1940	-10.8 1932	-1.3 1931	0.9 1935	8.0 1933	10.0 1934	7.3 1940	3.1 1931	0.1 1934	-2.9 1936	-15.4 1939	-21.7 1940
1941-1950	-22.2 1942	-15.2 1942	-6.0 1949	-0.3 1941	2.8 1941	6.9 1944	7.3 1948	7.9 1941	6.2 1948	-3.0 1946	-5.0 1941	-9.8 1946	-22.2 1942
1951-1960	-15.9 1957	-19.4 1956	-8.8 1955	-1.1 1955	0.5 1953	5.8 1955	9.1 1960	8.7 1957	3.7 1952	-1.6 1955	-6.8 1956	-7.9 1953	-19.4 1956
1961-1970	-16.5 1968	-11.0 1963	-11.6 1963	-0.2 1968	1.6 1970	5.7 1962	7.8 1962	7.6 1966	3.8 1970	0.1 1965	-8.3 1965	-13.8 1969	-16.5 1968
1971-1980	-10.9 1980	-10.3 1978	-9.7 1971	0.1 1977	1.9 1978	8.5 1977	10.1 1978	7.8 1980	3.4 1977	-1.2 1971	-6.6 1975	-11.2 1976	-11.2 1976
1981-1990	-12.5 1987	-15.8 1985	-9.1 1987	-0.5 1986	1.6 1985	6.7 1986	9.4 1984	9.2 1987	6.3 1987	-0.3 1985	-7.9 1988	-8.7 1983	-15.8 1985

Period	I	II	III	IV	V	VI	VII	VIII	IX	X	XI	XII	Min.
1862-1890	-21.5 1881	-21.3 1880	-17.0 1888	-1.8 1887	1.0 1886	6.0 1882	9.8 1883	7.7 1882	0.9 1867	-3.0 1880	-10.6 1876	-19.2 1879	-21.5 1881
1871-1900	-21.8 1893	-21.3 1880	-17.0 1888	-1.8 1887	1.0 1886	6.0 1882	8.7 1900	7.3 1894	2.3 1889	-3.0 1880	-10.6 1876	-19.2 1879	-21.8 1893
1881-1910	-21.8 1893	-18.8 1887	-17.0 1888	-1.8 1887	1.0 1886	6.0 1882	8.7 1900	7.3 1894	2.3 1889	-3.7 1905	-9.7 1884	-18.3 1906	-21.8 1893
1891-1920	-21.8 1893	-20.5 1917	-11.1 1895	-1.2 1900 1913	1.4 1902	5.8 1919	8.7 1900	7.3 1894	3.0 1906	-6.0 1920	-9.5 1908	-18.3 1906	-21.8 1893
1901-1930	-17.9 1905	-20.5 1917	-11.6 1929	-1.9 1929	1.4 1902	4.6 1928	9.0 1930	8.4 1922	2.9 1928	-6.0 1920	-9.7 1925	-18.7 1927	-20.5 1917
1911-1940	-17.8 1914	-21.7 1940	-11.6 1929	-1.9 1929	0.9 1935	4.6 1928	9.0 1930	7.3 1940	2.9 1928	-6.0 1920	-9.7 1925	-18.7 1927	-21.7 1940
1921-1950	-22.2 1942	-21.7 1940	-11.6 1929	-1.9 1929	0.9 1935	4.6 1928	7.3 1948	7.3 1940	2.9 1928	-3.0 1946	-9.7 1925	-18.7 1927	-22.2 1942
1931-1960	-22.2 1942	-21.7 1940	-10.8 1932	-1.3 1931	0.5 1953	5.8 1955	7.3 1948	7.3 1940	3.1 1931	-3.0 1946	-6.8 1956	-15.4 1939	-22.2 1942
1941-1970	-22.2 1942	-19.4 1956	-11.6 1963	-1.1 1955 1956	0.5 1953	5.7 1962	7.3 1948	7.6 1966	3.7 1952	-3.0 1946	-8.3 1965	-13.8 1969	-22.2 1942
1951-1980	-16.5 1968 1956	-19.4 1956	-11.6 1963	-1.1 1955	0.5 1953	5.7 1962	7.8 1962	7.6 1966	3.4 1977	-1.6 1955	-8.3 1965	-13.8 1969	-19.4 1956
1961-1990	-16.5 1968	-15.8 1985	-11.6 1963	-0.5 1986 1985	1.6 1970	5.7 1962	7.8 1962	7.6 1966	3.4 1977	-1.2 1971	-8.3 1965	-13.8 1969	-16.5 1968

Lowest values (°C) with the year and day of occurrence

1862-1990	-22.2 1942 24.	-21.7 1940 15.	-17.0 1888 5.	-1.9 1929 6.	0.5 1953 11.	4.6 1928 3.	7.3 1948 11.	7.3 1894 22.	0.9 1867 29.	-6.0 1920 30.	-10.6 1876 12.	-19.2 1879 3.	-22.2 1942 24.
								1940 23.					

ZAGREB-GRİÇ

TABLE 12a

AIR TEMPERATURE

Daily mean values for the period 1862-1990 (°C)

Day	I	II	III	IV	V	VI	VII	VIII	IX	X	XI	XII
1	0.7	1.0	4.5	10.2	14.0	18.8	21.1	22.3	19.3	15.1	8.7	3.9
2	0.6	1.5	4.4	10.2	14.2	18.9	21.4	22.4	19.3	14.6	8.7	3.5
3	0.9	1.4	4.4	10.5	14.6	19.1	21.3	22.0	19.4	14.5	8.6	2.9
4	0.4	1.4	4.5	10.7	14.6	19.2	21.7	21.8	19.3	14.1	8.5	3.1
5	0.0	1.5	5.1	10.9	14.2	19.1	21.6	21.7	18.9	13.7	8.4	3.0
6	0.1	1.6	5.3	11.1	14.9	19.3	21.7	21.7	18.9	13.6	8.3	3.1
7	0.3	1.4	5.5	11.3	15.3	19.3	21.6	21.7	18.8	13.5	8.0	2.9
8	-0.2	1.5	5.5	10.7	15.1	19.6	21.7	21.6	18.7	13.4	7.9	2.6
9	-0.2	1.5	5.7	10.6	15.4	19.5	21.7	21.7	18.4	13.1	7.8	2.3
10	-0.1	1.6	6.0	10.6	15.4	19.6	21.4	21.6	18.2	12.9	7.7	2.2
11	0.1	2.0	6.1	10.8	15.4	19.3	21.4	21.3	18.2	12.6	6.8	1.9
12	-0.1	2.0	5.9	11.2	15.8	19.4	21.5	21.4	17.8	12.5	6.8	2.0
13	-0.5	1.6	5.7	11.6	16.1	19.5	21.9	21.3	17.3	12.5	6.7	2.2
14	-0.7	1.5	5.8	11.4	16.5	19.3	22.0	21.3	17.3	12.5	6.6	2.2
15	-0.7	1.4	6.4	11.8	16.7	19.4	22.1	21.6	17.4	12.3	6.4	2.0
16	-0.2	1.9	6.7	12.0	16.7	19.0	22.0	21.2	17.2	11.9	6.0	1.8
17	0.0	2.5	7.1	11.9	16.7	18.9	22.0	21.0	16.8	11.5	5.4	1.9
18	0.0	2.5	7.3	11.7	17.0	19.3	22.5	20.8	17.0	11.3	5.2	1.8
19	-0.2	2.6	7.6	12.1	17.2	19.5	22.0	20.7	16.8	11.1	5.1	1.8
20	0.1	2.7	7.7	12.5	17.1	20.0	22.1	20.9	16.7	10.9	5.2	1.7
21	0.0	2.9	8.0	12.4	17.2	20.0	21.9	20.5	16.1	10.6	5.0	1.3
22	-0.1	2.9	7.7	12.7	17.2	20.3	22.1	20.3	16.1	10.5	4.7	1.1
23	0.1	3.2	8.0	12.8	17.2	20.4	22.1	20.1	15.9	10.7	4.5	0.7
24	-0.1	3.4	8.1	12.7	17.3	20.4	22.3	20.2	15.7	10.4	4.5	0.8
25	0.2	3.9	8.8	13.1	17.6	20.4	21.6	20.0	15.7	10.1	4.5	0.7
26	0.4	4.1	9.0	13.5	17.6	20.6	21.9	20.1	15.5	9.8	4.0	0.7
27	0.5	4.3	9.4	13.3	17.6	20.6	22.1	19.8	15.3	9.5	3.9	0.7
28	0.4	4.3	9.5	13.1	18.0	20.8	22.0	19.8	15.2	9.5	4.0	1.0
29	0.4		9.4	13.4	18.5	20.6	22.0	20.0	15.1	9.4	4.2	1.2
30	0.2		9.5	13.7	18.7	20.8	22.0	19.7	15.0	9.0	3.8	1.4
31	0.8		9.8		18.8		21.9	19.3		9.1		1.2

ZAGREB-GRİÇ

TABLE 12b

AIR TEMPERATURE

Standard deviation of the daily mean values for the period 1862-1990 (°C)

Day	I	II	III	IV	V	VI	VII	VIII	IX	X	XI	XII
1	4.67	5.08	4.33	3.41	3.51	3.34	3.56	3.01	2.83	3.07	3.79	4.26
2	4.86	5.23	4.48	3.58	3.51	3.76	3.29	3.05	2.82	3.28	3.70	4.44
3	5.16	4.75	4.25	3.42	3.67	3.39	3.31	3.26	2.81	3.30	3.61	4.47
4	5.09	4.41	4.18	3.48	3.45	3.38	3.37	3.04	3.13	3.40	3.79	4.30
5	5.01	4.44	4.34	3.54	3.97	3.25	3.33	3.04	3.05	3.39	3.81	4.03
6	4.81	4.83	4.38	3.43	3.76	3.29	3.28	3.08	3.04	3.58	3.85	4.31
7	4.91	4.47	4.51	3.54	3.55	3.42	3.03	3.00	2.99	3.49	3.80	4.40
8	4.94	4.75	4.38	3.79	3.48	3.40	3.40	3.03	3.05	3.30	3.81	4.75
9	4.67	5.29	4.20	3.67	3.45	3.27	3.64	3.04	2.88	3.28	3.84	4.93
10	4.42	5.30	3.98	3.46	3.70	3.32	3.26	2.91	3.04	3.20	3.94	4.64
11	4.90	5.36	4.05	3.46	3.98	3.39	3.07	3.35	3.24	3.23	4.05	4.48
12	5.06	5.35	4.15	3.38	3.92	3.37	3.11	3.11	3.32	3.10	4.12	4.24
13	4.86	5.27	4.16	3.63	3.86	3.59	3.06	3.05	2.90	3.18	4.20	4.19
14	4.88	4.92	4.20	3.99	3.67	3.40	3.07	3.35	2.99	3.14	4.04	4.27
15	4.80	4.85	3.87	3.63	3.70	3.02	2.84	3.14	3.08	3.14	4.04	4.76
16	4.76	4.64	3.86	3.67	3.72	3.15	3.00	3.19	3.09	3.53	4.22	4.70
17	5.01	4.49	3.96	3.82	3.67	3.36	3.02	2.98	3.03	3.44	4.02	4.49
18	4.96	4.42	4.19	3.89	3.64	3.28	2.91	2.82	3.09	3.28	3.77	4.43
19	4.99	4.35	4.39	3.87	3.66	3.26	3.13	3.11	3.31	3.38	3.62	4.61
20	5.13	4.33	4.27	3.89	4.07	3.06	3.09	2.93	3.09	3.33	3.85	4.70
21	4.94	4.50	4.15	3.60	3.71	2.85	3.00	3.20	3.24	3.39	4.05	4.82
22	5.01	4.47	4.16	3.65	3.34	2.83	3.06	3.31	3.38	3.40	4.19	4.44
23	5.33	4.63	4.12	3.58	3.34	2.91	2.90	3.08	3.30	3.70	4.25	4.46
24	5.22	4.35	4.20	3.62	3.30	3.05	2.75	3.04	3.14	3.67	4.40	4.55
25	4.84	4.32	4.06	3.70	3.12	3.04	2.84	2.92	3.37	3.80	4.35	4.88
26	4.63	4.46	3.89	3.60	3.14	3.17	3.10	2.80	3.45	3.64	4.26	4.65
27	4.60	4.38	3.61	3.44	3.39	3.20	3.24	3.06	3.23	3.73	4.41	4.41
28	4.60	4.43	3.63	3.70	3.34	3.03	3.52	3.03	3.14	3.68	4.36	5.01
29	4.76		4.03	3.73	2.93	3.41	3.22	2.86	3.20	3.85	4.21	5.24
30	4.48		4.06	3.43	3.22	3.52	2.83	3.10	3.12	3.76	4.22	4.82
31	4.89		3.92		3.31		2.97	3.04		3.92		5.15

AIR TEMPERATURE

Highest daily mean values for the period 1862-1990 (°C) and the year of occurrence

Day	I	II	III	IV	V	VI	VII	VIII	IX	X	XI	XII
1	11.2 1877	10.3 1955	13.5 1866	18.5 1989	20.7 1983	26.0 1865	28.8 1950	28.6 1921	27.6 1944	22.8 1869	18.1 1926	14.0 1872
2	11.1 1877	11.3 1926	11.9 1866 1912 1927	18.3 1862	21.2 1934	26.7 1865	29.0 1950	29.5 1958	26.1 1944	22.5 1868	17.2 1965	15.9 1872
3	13.1 1900	12.8 1926	13.2 1878	18.3 1862	21.9 1891	26.5 1867	30.9 1950	29.1 1921	25.0 1942	23.3 1868	17.1 1924	14.7 1872
4	12.5 1931	12.1 1990	12.8 1920	17.6 1972	22.1 1868 1891	27.0 1947	31.2 1950	28.3 1947	25.7 1942	24.4 1868	19.1 1963	14.3 1876
5	11.9 1877	9.6 1970	14.7 1959	18.0 1892	23.9 1973	25.7 1979	32.0 1950	29.5 1946	25.5 1942 1946	20.2 1868	16.9 1960	13.8 1960
6	12.8 1919	12.4 1951	15.0 1920	19.5 1968	25.0 1973	25.5 1888	29.3 1957	28.3 1863	27.0 1946	20.4 1893	17.6 1942	14.5 1960
7	12.1 1919	13.9 1988	16.7 1959	20.7 1939	22.5 1865	26.5 1862	30.3 1957	29.2 1863	26.2 1946	21.3 1981	15.4 1927	14.0 1868
8	10.4 1877	11.2 1894	16.3 1920	20.8 1961	22.2 1923	28.2 1862	30.5 1957	29.0 1862	24.3 1946	19.9 1911	17.2 1886	13.8 1876
9	11.2 1877	12.8 1958	14.5 1864	18.5 1985	23.6 1958	27.7 1862	28.8 1870	28.9 1863	23.5 1928	20.2 1911	17.5 1927	14.4 1982
10	11.5 1903	12.7 1899	15.6 1938	19.3 1901	23.0 1865 1958	26.0 1929	28.6 1916	29.7 1863	24.2 1928	18.8 1926 1935	16.3 1985	14.0 1915
11	13.2 1903	12.7 1879	14.9 1990	19.1 1935	24.6 1958	26.5 1863	29.5 1968	30.2 1863	25.6 1932	18.9 1889	17.1 1963	13.6 1915
12	10.5 1948	13.3 1958	16.4 1990	19.7 1869	24.9 1958	26.1 1937	28.2 1870	27.9 1933	26.3 1932	19.4 1873	17.6 1969	14.4 1915
13	11.2 1921	13.1 1958	15.3 1961	20.7 1939	24.7 1912	29.2 1862	27.9 1931	28.7 1952	24.5 1867	19.4 1923	18.7 1969	13.4 1957
14	10.7 1948	12.9 1958	14.0 1961	19.0 1952	25.5 1945	26.0 1866	28.5 1931	29.8 1952	26.0 1987	19.6 1873	17.4 1926	12.1 1958
15	8.9 1939	13.7 1925	15.1 1979	20.0 1952	24.5 1945	25.6 1935	28.8 1931	29.3 1952	25.2 1867	19.8 1939	17.4 1926	15.7 1989
16	10.8 1939	14.7 1925	13.8 1948	20.4 1952	24.4 1863	25.4 1930	28.7 1874	30.4 1952	23.5 1987	20.6 1939	20.6 1963	16.4 1989
17	13.2 1939	12.9 1958	15.4 1873	20.3 1934	25.7 1863	26.5 1927	29.0 1928	30.3 1863	23.4 1947	19.5 1953	15.5 1940	17.9 1989
18	13.3 1939	11.3 1885	15.7 1873	21.3 1920	25.0 1945	27.0 1931	29.3 1884	28.1 1946	27.6 1947	19.7 1939	13.6 1926	14.4 1989
19	10.7 1939	11.6 1989	16.0 1974	20.8 1934	24.0 1945	26.1 1875	28.2 1865	28.9 1946	25.4 1947	18.4 1939	16.3 1926	15.6 1989

Day	I	II	III	IV	V	VI	VII	VIII	IX	X	XI	XII
20	9.9 1986	12.2 1977	16.5 1937	19.2 1943	24.4 1920	25.5 1908 1931 1945	28.0 1865	28.3 1877	24.9 1987	17.9 1894	15.9 1870	13.6 1886
21	10.3 1918	13.8 1966	16.9 1957	20.4 1940	24.5 1872	27.2 1945	28.6 1865	28.6 1877	23.7 1987	18.1 1952	17.5 1926	13.3 1989
22	10.5 1918	13.7 1966	17.4 1974	20.3 1876	26.3 1870	26.3 1957	30.0 1939	29.1 1877	23.2 1936	18.9 1889	18.5 1926	13.2 1989
23	11.6 1985	13.2 1903	17.3 1977	19.8 1968	25.3 1870	25.6 1963	28.7 1950	27.8 1877	23.7 1987	21.4 1971	14.8 1911	13.4 1909
24	10.6 1956	13.1 1989	17.6 1977	21.2 1876	24.8 1950	26.1 1881 1962	28.0 1988	26.1 1881 1917	22.5 1920	19.1 1923	17.0 1984	12.9 1909
25	10.4 1936	12.1 1912	18.0 1977	20.2 1962	25.1 1868	26.5 1965	28.1 1921	27.6 1950	24.7 1927	20.0 1923	15.2 1865	12.2 1868 1909
26	10.3 1936 1990	12.3 1958	16.3 1955	21.9 1862	24.7 1950	27.8 1982	29.5 1921	27.9 1950	23.1 1942	18.8 1923	15.1 1865	11.9 1935
27	11.4 1960 1903	12.7 1967	16.5 1862	22.2 1862	27.4 1868	28.3 1935	29.6 1921	29.5 1950	23.1 1942	17.8 1923	16.3 1878	10.3 1935
28	13.3 1979	13.4 1937	18.2 1888	21.3 1969	27.8 1868	28.9 1935	30.2 1862	28.0 1950	22.4 1885	18.8 1928	16.8 1878	12.3 1882
29	14.3 1988	16.6 1960	20.1 1989	21.4 1969	27.0 1869	28.8 1863	31.2 1862	27.6 1950	21.4 1975	18.9 1926	15.6 1872	14.8 1985
30	8.8 1983		18.6 1989	21.1 1934	27.1 1868	29.5 1950	30.8 1862	26.1 1877	23.2 1932	20.3 1926	13.6 1885	14.2 1868
31	13.7 1965		20.4 1989		26.5 1868		28.8 1872	27.1 1944		19.6 1926		12.3 1925

AIR TEMPERATURE

Lowest daily mean values for the period 1862-1990 (°C) and
the year of occurrence

Day	I	II	III	IV	V	VI	VII	VIII	IX	X	XI	XII
1	-11.7 1969	-12.9 1891	-7.9 1963	2.9 1891	5.4 1970	9.5 1986	12.0 1975	14.6 1989	13.0 1978	7.1 1957	-1.3 1891	-7.8 1921
2	-11.5 1905	-14.0 1880	-6.7 1963	2.8 1900	5.6 1935	8.5 1928	13.2 1896	15.2 1989	13.3 1910	7.0 1974	-0.8 1920	-7.7 1921
3	-10.0 1905	-14.4 1880	-6.5 1929	2.0 1909	5.9 1981 1985	10.3 1871	12.4 1979	14.6 1877	13.7 1989	7.6 1918	-0.7 1881	-13.9 1879
4	-10.9 1894	-13.1 1880 1929	-6.2 1987	1.3 1909	4.6 1941	10.2 1919	10.8 1962	14.4 1909	11.3 1976	6.6 1912	-0.3 1881	-6.9 1896
5	-13.2 1947	-14.5 1880	-7.5 1888	1.7 1911	5.2 1899	11.4 1920	10.8 1962	12.5 1987	10.8 1910	4.3 1912	0.6 1892	-5.8 1925
6	-12.5 1864 1947	-12.8 1880	-6.5 1971	1.7 1911	4.3 1957	9.7 1914	13.0 1948	13.2 1888	12.3 1912	3.8 1936	-0.7 1888	-6.3 1925
7	-13.1 1947	-13.3 1870	-4.6 1987	1.7 1864	5.0 1957	11.5 1986	14.9 1984	13.6 1985	10.9 1925	4.1 1936	-2.5 1888	-7.9 1875
8	-13.8 1862	-13.7 1870	-4.9 1987	1.2 1864	7.4 1893 1944	9.9 1962	12.7 1903	13.8 1955	11.8 1931	4.9 1897	-2.1 1888	-10.8 1875
9	-13.1 1876	-13.4 1956	-2.6 1987	1.0 1864	7.2 1984	10.6 1962	12.2 1903	13.8 1930	10.2 1890	6.1 1867	-2.7 1888	-11.8 1879
10	-9.9 1901	-14.0 1956	-2.5 1915	1.6 1941	6.4 1953	10.8 1881	12.0 1948	15.0 1978	9.1 1912	5.3 1936	-2.3 1888	-10.8 1867
11	-11.2 1967	-17.3 1929	-4.2 1877	2.7 1882	4.7 1978	12.6 1959	15.3 1902	12.2 1869	9.3 1912	5.5 1867	-3.6 1888	-14.1 1879
12	-12.3 1929	-15.7 1929	-4.2 1877	2.2 1986	5.1 1897	11.8 1959	13.8 1930	13.5 1864	9.6 1912	6.2 1867	-5.4 1876	-10.3 1899
13	-13.9 1864	-14.7 1929	-4.3 1877	0.7 1986	5.7 1897	10.8 1978	14.5 1895	12.9 1902	10.4 1912	5.1 1871 1936	-3.8 1869	-10.3 1899
14	-14.7 1893	-12.6 1929	-3.1 1932	1.8 1876	5.9 1876	9.8 1874	13.8 1907	12.8 1949	10.9 1912	4.5 1871	-3.3 1888	-8.4 1871
15	-11.5 1893	-15.1 1940	-2.7 1962	4.2 1862	6.8 1876	10.6 1874	16.0 1919	13.3 1881	10.9 1925	5.6 1925	-2.8 1941	-10.3 1879
16	-11.4 1864	-12.5 1956	-3.5 1889	1.7 1877	7.7 1874	11.8 1989	12.2 1970	14.3 1927	9.5 1889	1.7 1879	-4.8 1908	-9.1 1933
17	-14.8 1864	-11.9 1956	-1.5 1878	2.1 1877	5.3 1895	10.7 1928	14.2 1984	14.4 1959	7.8 1977	2.9 1894	-5.7 1908	-10.2 1879
18	-14.4 1864	-9.9 1887	-1.4 1941 1964	2.5 1955	7.0 1882	10.6 1981	15.2 1968	14.0 1968	7.9 1977	3.6 1869	-4.1 1902	-11.7 1963
19	-16.5 1864	-10.1 1887	-1.5 1880	1.5 1955	6.5 1880	11.7 1865	14.2 1922	12.6 1972	6.4 1904	4.4 1888	-4.1 1902	-10.4 1963
20	-15.0 1864	-8.8 1954	-7.4 1865	2.5 1980	6.9 1876	11.6 1921	14.8 1884	14.6 1949	8.3 1904	2.7 1908	-3.6 1884	-11.5 1927 1902

Day	I	II	III	IV	V	VI	VII	VIII	IX	X	XI	XII
21	-13.8 1942	-7.8 1929	-5.0 1865	3.4 1933	9.2 1866 1987	13.2 1956	13.9 1968	12.5 1894	8.0 1931	2.0 1908	-2.7 1884	-13.2 1927
22	-13.7 1907	-10.9 1929	-3.8 1865	4.8 1919 1929	8.8 1955	13.1 1885	14.8 1978	12.5 1940	7.8 1931	2.3 1890 1908	-3.2 1884	-12.5 1927
23	-15.9 1942	-8.2 1875	-4.4 1883	3.7 1919	8.7 1887	12.0 1956	14.6 1960	14.2 1904	9.0 1931	1.3 1908	-3.6 1988	-10.9 1899
24	-16.3 1942	-8.3 1875	-3.3 1883	4.5 1988	8.2 1887	12.2 1984	13.0 1960	11.9 1980	7.6 1928	1.4 1890 1946	-4.2 1988	-14.1 1899
25	-15.5 1881	-7.4 1944	-1.7 1899	3.2 1873	10.3 1905	13.0 1929	15.0 1939	12.9 1966	8.1 1881	1.1 1946	-4.6 1965	-14.5 1870
26	-11.9 1914	-6.0 1932	-1.8 1899	5.0 1873	8.1 1957	14.5 1919	13.5 1884	12.6 1966	7.2 1889	1.2 1947	-3.6 1867	-12.7 1871
27	-11.8 1914	-6.5 1986	-0.7 1918	4.4 1873	9.1 1977	11.7 1923	15.1 1914 1924	9.9 1870	7.0 1867	0.1 1946	-6.1 1890	-12.8 1871
28	-12.5 1942	-7.8 1963	0.8 1918	3.5 1907	8.7 1957	12.5 1864	14.2 1957	12.5 1969	6.9 1867	1.0 1869	-5.1 1890	-12.9 1879
29	-10.5 1945	-7.1 1888	1.1 1865	3.2 1942	11.3 1899	13.2 1948	14.5 1920	13.3 1896	6.7 1936	0.1 1920	-5.8 1915	-12.3 1887
30	-10.6 1891		-0.4 1977	5.0 1942	11.4 1880	12.6 1962	15.6 1935	13.7 1989	5.9 1936	-3.2 1920	-7.1 1879	-10.1 1890
31	-11.7 1950		0.5 1977		10.9 1873		14.8 1903	12.4 1978		-2.2 1920		-12.1 1906

ZAGREB-GRİÇ

TABLE 15

AIR TEMPERATURE

Duration of daily mean values below and above
certain thresholds for the period 1862-1990

Daily mean values of temperature (°C)	<i>Below</i>		Mean duration in days
	Mean date of start	end	
0	8.I	23.I	15
Daily mean values of temperature (°C)	<i>Above</i>		Mean duration in days
	Mean date of start	end	
6	15.III	16.XI	247
10	1.IV	25.X	208
11.4 (annual mean)	13.IV	17.X	188
20	20.VI	26.VIII	68

ZAGREB-GRİÇ

TABLE 16

AIR TEMPERATURE

Absolute maxima (°C) for every day of the year for the period 1921-1950

Day	I	II	III	IV	V	VI	VII	VIII	IX	X	XI	XII
1	13.2	12.5	17.8	24.9	26.1	31.6	38.0	32.9	33.0	27.2	22.5	14.2
2	11.8	15.2	14.7	22.6	26.8	32.7	36.1	34.3	31.4	26.3	18.4	15.5
3	13.5	15.8	16.3	23.0	26.7	32.4	37.9	35.0	30.9	25.4	20.4	13.8
4	14.4	13.3	16.3	24.5	26.9	33.0	38.6	34.1	31.6	24.9	21.0	14.2
5	13.2	12.5	17.1	23.3	26.6	30.2	40.3	36.0	30.9	24.5	18.1	14.6
6	9.8	12.6	16.7	22.1	26.0	30.2	37.0	33.9	33.9	25.0	22.1	14.2
7	13.3	12.2	17.4	26.3	27.9	32.7	34.0	34.2	34.2	24.8	18.9	15.1
8	13.4	13.3	18.7	26.2	30.0	33.7	33.4	34.2	29.5	24.8	20.5	14.8
9	11.2	13.2	19.8	23.0	29.2	31.4	32.7	35.0	30.1	23.2	19.6	13.6
10	11.5	12.2	20.6	23.3	27.5	32.5	31.0	35.4	30.7	23.8	22.0	13.7
11	13.4	17.2	18.5	25.2	27.9	32.1	32.8	36.7	30.2	22.8	17.5	11.8
12	13.5	15.0	20.4	23.0	29.7	31.7	34.6	36.3	31.1	23.6	18.6	13.1
13	13.7	12.0	17.8	25.9	30.7	32.3	36.2	35.5	29.6	24.6	20.0	11.3
14	15.3	14.8	16.4	26.3	31.6	31.0	35.2	33.0	30.3	23.4	20.6	12.3
15	11.6	17.6	16.8	24.8	29.4	32.1	36.1	36.1	31.1	23.5	20.0	14.8
16	12.6	18.9	17.9	25.8	29.0	30.8	35.2	33.6	29.7	25.1	17.5	11.9
17	15.0	14.9	18.3	27.1	29.9	32.6	35.7	34.4	30.2	21.8	18.2	11.2
18	14.8	12.7	18.9	27.1	29.7	33.1	33.2	36.0	30.3	26.3	17.3	15.0
19	13.8	15.1	21.4	26.3	30.5	30.3	34.5	34.6	31.3	21.5	19.7	14.2
20	12.4	13.6	21.4	24.8	29.6	32.6	34.1	33.5	29.1	23.3	17.2	12.5
21	12.3	13.6	20.1	26.1	29.0	34.0	35.1	32.9	29.7	20.8	19.8	12.6
22	13.3	12.8	21.5	27.0	30.1	33.5	37.6	33.6	27.9	20.1	21.0	13.7
23	12.5	14.8	19.6	26.1	30.5	29.6	35.1	31.4	26.6	21.7	19.2	16.4
24	11.9	14.3	19.9	25.8	31.2	31.7	33.7	32.8	27.0	22.3	14.9	8.7
25	13.9	15.8	21.0	26.2	29.4	31.8	34.5	33.8	29.7	23.0	14.6	10.3
26	12.6	17.0	20.9	26.1	31.3	32.6	35.4	34.2	28.5	23.4	15.5	14.3
27	13.1	17.4	20.5	24.1	28.4	34.9	36.2	34.7	29.3	23.4	18.1	12.0
28	10.7	17.2	20.3	28.7	28.0	37.0	36.8	34.8	26.6	23.9	15.6	12.2
29	12.8		22.2	26.0	30.1	33.4	36.5	34.5	26.9	24.7	17.0	13.9
30	12.7		23.1	26.4	30.4	36.8	34.2	31.1	29.5	24.4	17.4	13.8
31	12.9		22.5		30.8		33.2	33.4		23.9		14.3

ZAGREB-GRIČ

TABLE 17

AIR TEMPERATURE

Absolute minima (°C) for every day of the year for the period 1921–1950

Day	I	II	III	IV	V	VI	VII	VIII	IX	X	XI	XII
1	-12.8	-11.9	-10.3	-0.3	2.8	10.5	8.2	12.0	8.2	5.1	-1.6	-10.4
2	-10.8	-13.7	-7.5	-1.3	1.1	6.2	8.7	13.0	10.4	5.6	-0.5	-9.1
3	-11.9	-19.0	-9.3	-1.3	0.9	4.6	7.1	13.0	11.1	4.9	0.0	-7.3
4	-10.1	-19.4	-11.6	0.5	2.6	8.1	9.9	12.0	11.3	2.3	1.7	-7.8
5	-15.0	-15.2	-3.2	-1.5	4.0	8.5	10.0	12.7	10.7	1.3	2.2	-7.7
6	-15.1	-11.8	-6.4	-1.9	2.9	10.1	12.0	9.3	9.7	3.3	0.2	-9.2
7	-17.2	-11.0	-4.7	-1.0	5.5	9.0	11.5	7.9	7.7	3.1	-0.8	-10.8
8	-15.7	-15.4	-6.0	0.9	4.4	7.0	11.9	13.0	5.3	3.8	0.5	-9.3
9	-13.7	-15.5	-3.7	0.4	3.6	8.8	9.5	11.8	8.3	2.7	0.2	-11.7
10	-11.5	-17.6	-3.6	-0.3	2.6	9.9	9.1	12.1	7.9	4.5	-0.8	-10.0
11	-12.3	-19.8	-3.2	0.6	3.3	10.6	7.3	12.6	7.0	4.2	-2.4	-7.1
12	-16.8	-18.4	-7.2	-0.1	4.2	9.7	10.8	13.1	8.1	3.3	-2.2	-8.1
13	-14.0	-17.3	-3.3	1.3	3.2	7.9	9.0	11.4	7.3	0.4	-2.6	-8.6
14	-15.4	-19.4	-10.8	3.4	4.2	9.2	12.9	11.0	8.1	1.4	-4.9	-7.8
15	-10.8	-21.7	-10.4	2.0	5.0	10.7	12.7	11.4	8.1	0.9	-5.0	-8.9
16	-9.0	-17.7	-4.5	4.0	6.8	10.7	12.3	9.5	8.1	0.8	-2.5	-10.0
17	-12.2	-13.0	-3.0	3.6	7.6	8.1	12.0	8.6	6.2	-0.1	-2.1	-12.8
18	-14.8	-10.0	-3.3	2.0	8.8	6.1	11.8	12.1	7.2	0.2	-2.7	-13.4
19	-16.5	-13.8	-3.9	1.9	5.6	8.0	10.3	9.8	8.2	0.1	-1.6	-11.8
20	-13.4	-11.1	-4.2	2.6	5.9	8.5	7.3	9.6	7.5	1.0	-2.0	-17.0
21	-16.1	-12.6	-4.9	1.6	8.0	10.0	6.1	12.2	6.8	-0.7	-1.6	-15.7
22	-16.4	-17.9	-0.6	1.7	8.7	8.7	9.9	8.7	5.1	0.3	-0.2	-18.7
23	-20.0	-13.3	-1.6	1.6	9.9	10.0	10.7	7.3	5.9	0.9	-2.2	-8.1
24	-22.2	-9.4	-2.4	0.4	9.1	11.9	11.1	8.9	3.1	-0.1	-3.1	-8.7
25	-13.0	-10.9	-1.4	2.6	8.0	10.3	11.6	8.4	2.9	-1.5	-4.2	-6.9
26	-11.0	-10.2	-2.0	4.2	7.1	8.5	10.5	10.1	5.1	-3.0	-3.7	-9.2
27	-14.7	-10.5	-0.5	4.2	6.6	10.6	13.4	10.5	4.9	-0.5	-4.3	-9.2
28	-15.6	-9.4	-1.7	4.2	5.7	9.4	12.3	11.4	4.1	-0.4	-4.6	-12.0
29	-15.3		-2.5	2.0	8.7	10.4	12.9	12.2	4.0	-0.4	-6.2	-14.1
30	-15.3		-1.7	2.7	10.2	11.4	11.9	10.2	4.1	1.3	-9.7	-14.9
31	-17.3		-1.9		7.7		10.5	9.3		0.0		-15.4

Year	I	II	III	IV	V	VI	VII	VIII	IX	X	XI	XII	Sum
1961	10											11	21
62	7	3	2								1	15	28
63	19	11	2									17	49
64	25	3	2									4	34
65		6									3		9
66	14										1	1	16
67	11											9	20
68	8											15	23
69	13	5										15	33
70	12	4										8	24
1971	11	1	8								2	3	25
72	11	4										10	25
73	4										1	6	11
74												1	1
75												2	2
76	3	5	2									8	18
77	1	1										9	11
78	3	4									1	5	13
79	12												12
80	13											7	20
1981	4											3	7
82	18	5											23
83		2									3	7	12
84	2	6										1	9
85	20	12										1	33
86	1	16	2									8	27
87	9	3	6									3	21
88	2										2	3	7
89	5											3	8
1990	11											1	12

Mean values

Period	I	II	III	IV	V	VI	VII	VIII	IX	X	XI	XII	Sum
1881-1890	11.0	3.8	1.3								1.5	7.3	24.9
1891-1900	13.1	3.7	0.6								0.6	6.8	24.8
1901-1910	10.0	3.0									1.5	5.0	19.5
1911-1920	7.6	5.6	0.1								1.0	1.2	15.5
1921-1930	7.7	4.1	0.3								0.5	6.9	19.5
1931-1940	10.2	4.3	0.8								0.4	7.8	23.5
1941-1950	13.5	5.4	0.1								0.5	4.6	24.1
1951-1960	7.5	6.8	0.3								0.2	2.8	17.6
1961-1970	11.9	3.2	0.6								0.5	9.5	25.7
1971-1980	5.8	1.5	1.0								0.4	5.1	13.8
1981-1990	7.2	4.4	0.8								0.5	3.0	15.9
1881-1910	11.4	3.5	0.6								1.2	6.4	23.1
1891-1920	10.2	4.1	0.2								1.0	4.3	19.9
1901-1930	8.4	4.2	0.1								1.0	4.4	18.2
1911-1940	8.5	4.7	0.4								0.6	5.3	19.5
1921-1950	10.5	4.6	0.4								0.5	6.4	22.4
1931-1960	10.4	5.5	0.4								0.4	5.1	21.7
1941-1970	11.0	5.1	0.3								0.4	5.6	22.5
1951-1980	8.4	3.8	0.6								0.4	5.8	19.0
1961-1990	8.3	3.0	0.8								0.5	5.9	18.5
1880-1990	9.7	4.2	0.5								0.7	5.4	20.5

AIR TEMPERATURE

Number of days with minimum temperature below 0.0 °C

Year	I	II	III	IV	V	VI	VII	VIII	IX	X	XI	XII	Sum
1880	29	19	15							3	3	9	78
1881	25	24	11						1	12	15		88
82	25	18								3	11		57
83	24	14	19							4	26		87
84	22	16	1							11	11		61
85	26	10	5								25		66
86	21	17	14								6	14	72
87	29	26	13	1					1	4	16		90
88	30	24	7						2	21	15		99
89	28	24	11							7	28		98
90	14	26	9						4	6	26		85
1891	31	28	9	2					2	8	12		92
92	25	14	13							10	29		91
93	31	15	9	1						7	15		78
94	21	14							1	2	20		58
95	24	28	13							10	14		89
96	31	27	3							5	15		81
97	20	13	1						2	11	17		64
98	20	15	7							3	16		61
99	10	11	14							5	28		68
1900	11	2	11	2						1	19		46
1901	29	26	5								11	11	82
02	15	13	7								15	22	72
03	21	10	1	1						2	4		39
04	22	8									12	13	55
05	28	16	1	1					3	1	12		62
06	26	16	2								2	21	67
07	23	27	11								6	6	73
08	26	16	3						3	26	23		97
09	24	23	5	1						10	6		69
10	20	3								7	7		37
1911	25	21	4	2								5	57
12	21	7		4							13	15	60
13	24	17	5	2								14	62
14	31	20	2								12	6	71
15	14	9	8								13	7	51
16	11	10									3	1	25
17	15	27	11								3	27	83
18	16	18	6								11	5	56
19	8	16	1	1							5	12	43
20	9	7							3	14	11		44
1921	4	16	3								13	21	57
22	22	22		1							12	11	68
23	15	15	1	1								13	45
24	30	22	11								11	20	94
25	23	3	11								6	19	62
26	19	1	5									19	44
27	14	22									2	18	56
28	21	15	8						1			17	62
29	30	25	13	3								14	85
30	19	12	1								1	11	44

Mean values

Period	I	II	III	IV	V	VI	VII	VIII	IX	X	XI	XII	Sum
1881-1890	24.4	19.9	9.0	0.1						0.8	7.4	18.7	80.3
1891-1900	22.4	16.7	8.0	0.5						0.5	6.2	18.5	72.8
1901-1910	23.4	15.8	3.5	0.3						0.6	9.2	12.5	65.3
1911-1920	17.4	15.2	3.7	0.9						0.3	7.4	10.3	55.2
1921-1930	19.7	15.3	5.3	0.5						0.1	4.5	16.3	61.7
1931-1940	19.5	15.4	7.1	0.2							2.7	15.8	60.7
1941-1950	23.0	13.9	5.7	0.2						0.8	4.5	13.5	61.6
1951-1960	19.7	15.4	8.0	0.5						0.1	3.8	12.5	60.0
1961-1970	22.3	15.1	6.1	0.2							3.6	19.7	67.0
1971-1980	18.2	9.1	4.8							0.3	6.5	14.8	53.7
1981-1990	20.1	14.3	3.5	0.4							5.9	13.8	58.0
1881-1910	23.4	17.5	6.8	0.3						0.6	7.6	16.6	72.8
1891-1920	21.1	15.9	5.1	0.6						0.5	7.6	13.8	64.4
1901-1930	20.2	15.4	4.2	0.6						0.3	7.0	13.0	60.7
1911-1940	18.9	15.3	5.4	0.5						0.1	4.9	14.1	59.2
1921-1950	20.7	14.9	6.0	0.3						0.3	3.9	15.2	61.3
1931-1960	20.7	14.9	6.9	0.3						0.3	3.7	13.9	60.8
1941-1970	21.7	14.8	6.6	0.3						0.3	4.0	15.2	62.9
1951-1980	20.1	13.2	6.3	0.2						0.1	4.6	15.7	60.2
1961-1990	20.2	12.8	4.8	0.2						0.1	5.3	16.1	59.6
1880-1990	21.0	15.1	6.0	0.3						0.3	5.6	15.1	63.4

ZAGREB-GRİÇ

TABLE 21

AIR TEMPERATURE

Number of days with maximum temperature 25.0 °C or more

Year	I	II	III	IV	V	VI	VII	VIII	IX	X	XI	XII	Sum
1880				4	5	9	28	8	8				62
1881					5	12	28	20					65
82					9	11	17	10	3				50
83					6	18	19	18	3				64
84					9	2	21	11	15				58
85			3		5	17	26	19	9				79
86					13	7	21	17	15				73
87					3	13	29	18	12				75
88					7	14	11	17	3	1			53
89					12	25	20	18	3				78
90					10	10	23	28	4	1			76
1891					10	15	20	17	7				69
92					8	16	21	24	17				86
93					6	10	21	14	4				55
94					1	10	29	18	3				61
95						14	24	18	10				66
96					3	14	24	8	3				52
97						19	20	24	4				67
98					3	11	15	24	4				57
99					4	10	20	17	5				56
1900					2	20	23	16	6	3			70

Year	I	II	III	IV	V	VI	VII	VIII	IX	X	XI	XII	Sum
1901					5	22	23	20	1				71
02					3	9	20	19	9				60
03					4	7	21	20	9	1			62
04				2	8	16	29	21	2				78
05					1	19	28	24	12				84
06				1	4	13	23	20	9				70
07					16	18	20	22	6				82
08					17	24	26	13	1				81
09				2	5	13	19	18	6				63
10					4	18	18	19					59
1911					8	15	25	27	11				86
12					6	14	24	11					55
13				4	4	17	11	12	7	1			56
14					1	12	17	20	7				57
15					7	17	18	15	1				58
16					7	16	25	19	1				68
17					10	26	25	25	12	1			99
18					6	7	18	16	11				58
19					2	11	10	21	13				57
20				2	15	12	25	16	10				80
1921					15	12	27	23	11				88
22				1	7	23	24	23	3				81
23					14	5	26	20	5	1			71
24					14	15	23	9	9				70
25					6	8	26	20	4				64
26					3	6	17	13	11				50
27				1	7	20	30	22	9				89
28						15	30	23	7				75
29					11	18	21	23	14				87
30				2	3	26	22	21	7				81
1931					11	23	27	17	3				81
32					6	12	28	27	18	2			93
33					1	2	23	18	1				45
34				6	11	10	26	20	2				75
35				1	2	20	24	21	8				76
36					5	16	25	21	12				79
37					10	18	23	17	7				75
38					2	22	27	17	1				69
39				4		14	27	23	11	2			81
40				2	5	14	21	10	5				57
1941					1	14	21	14	2				52
42					8	13	21	18	19	4			83
43				5	2	10	24	27	11				79
44					2	12	24	27	6				71
45					16	23	24	23	10				96
46				2	16	21	28	24	12				103
47				5	11	21	26	21	21				105
48					7	12	16	19	6				60
49				4	6	12	22	21	9				74
50				1	10	26	27	28	8				100
1951					5	14	19	26	15				79
52				4	9	21	29	24	5				92
53					9	14	27	17	8				75
54					5	15	14	17	13				64
55					4	14	17	16	7				58
56					9	11	25	19	10	2			76
57				1	2	24	18	15	4				64
58					17	14	27	26	8				92
59					12	21	12	2	2				49
60					5	23	18	21	3				70

Year	I	II	III	IV	V	VI	VII	VIII	IX	X	XI	XII	Sum
1961				2	3	15	16	20	18	1			75
62				4	2	11	13	25	8				63
63					2	16	25	22	2		1		68
64					1	18	20	12	3				54
65					4	12	22	9	2				49
66					3	15	12	13	5				48
67					3	9	25	19	9				65
68				2	5	14	18	9	3				51
69				4	12	10	20	12	1				59
70				1		17	20	15	6				59
1971					10	10	22	22		1			65
72					5	19	17	12	1				54
73					10	11	22	17	8				68
74						8	19	18	3				48
75					7	7	21	16	8				59
76					6	15	22	1					44
77				2	6	17	20	15					60
78						25	15	11	1				52
79					13	21	14	14	2				64
80						6	16	16	2				40
1981					5	13	19	17	3				57
82					7	17	24	19	9				76
83					9	11	30	21	7				78
84					1	8	9	8	6				32
85					11	8	22	20	9				70
86				3	12	12	18	21	5				71
87					3	14	26	14	20				77
88					3	13	28	22	6				72
89			2		2	6	26	20	4				60
1990					13	13	23	26					75

Mean values

Period	I	II	III	IV	V	VI	VII	VIII	IX	X	XI	XII	Sum
1881-1890				0.3	7.9	12.9	21.5	17.6	6.7	0.2			67.1
1891-1900					3.7	13.9	21.7	18.0	6.3	0.3			63.9
1901-1910				0.5	6.7	15.9	22.7	19.6	5.5	0.1			71.0
1911-1920				0.6	6.6	14.7	19.8	18.2	7.3	0.2			67.4
1921-1930				0.4	8.0	14.8	24.6	19.7	8.0	0.1			75.6
1931-1940				1.3	5.3	15.1	25.1	19.1	6.8	0.4			73.1
1941-1950				1.7	7.9	16.4	23.3	22.2	10.4	0.4			82.3
1951-1960				0.5	7.7	17.1	20.6	18.3	7.5	0.2			71.9
1961-1970				1.3	3.5	13.7	19.1	15.6	5.7	0.1	0.1		59.1
1971-1980				0.2	5.7	13.9	18.8	14.2	2.5	0.1			55.4
1981-1990			0.2	0.3	6.6	11.5	22.5	18.8	6.9				66.8
1881-1910				0.3	6.1	14.2	22.0	18.4	6.2	0.2			67.3
1891-1920				0.4	5.7	14.8	21.4	18.6	6.4	0.2			67.4
1901-1930				0.5	7.1	15.1	22.4	19.2	6.9	0.1			71.3
1911-1940				0.8	6.6	14.9	23.2	19.0	7.4	0.2			72.0
1921-1950				1.1	7.1	15.4	24.3	20.3	8.4	0.3			77.0
1931-1960				1.2	7.0	16.2	23.0	19.9	8.2	0.3			75.8
1941-1970				1.2	6.4	15.7	21.0	18.7	7.9	0.2	0.0		71.1
1951-1980				0.7	5.6	14.9	19.5	16.0	5.2	0.1	0.0		62.1
1961-1990			0.1	0.6	5.3	13.0	20.1	16.2	5.0	0.1	0.0		60.4
1880-1990			0.0	0.7	6.3	14.5	21.8	18.2	6.7	0.2	0.0		68.5

AIR TEMPERATURE

Number of days with maximum temperature 30.0 °C or more

Year	I	II	III	IV	V	VI	VII	VIII	IX	X	XI	XII	Sum
1880							14						14
1881						3	15	8					26
82							5						5
83							8	1					9
84							8	1					9
85						7	12	2					21
86						2	3	1					6
87							14	7	5				26
88						3	1	5					9
89							5	1					6
90						1	4	14					19
1891						1	5	1					7
92					4	1	2	7	2				16
93						1	3	2					6
94							5	5					10
95						1	8	1					10
96							3	1					4
97						3	10		1				14
98							1	3					4
99						1	4	5					10
1900							13	1					14
1901						1	11	1					13
02						1	5	3					9
03							4	3	1				8
04					1	1	13	9					24
05						1	13	9	1				24
06						3	2	6	2				13
07						5	4	9					18
08					6	11	8	2					27
09							5	3					8
10							4	5					9
1911						2	10	10	2				24
12					1	1	2	1					5
13						6							6
14								2					2
15							6						6
16						3	9	5					17
17						8	9	13					30
18						1	5	2					8
19						1		2					3
20					1	1	13	1					16
1921						3	16	11					30
22						2	11	8					21
23					2		8	8					18
24					1	2	6						9
25						1	4	4					9
26							1	1					2
27						8	10	10					28
28						5	23	12	2				42
29						2	9	8	3				22
30					1	7	5						13

Year	I	II	III	IV	V	VI	VII	VIII	IX	X	XI	XII	Sum
1931					1	10	13	8	1				33
32							6	13	2				21
33							9	9					18
34						2	4	1					7
35						8	10	2					20
36						1	8		1				10
37						4	2	3					9
38						6	10	4					20
39						1	11	2					14
40							2	1					3
1941						3	5	1					9
42					1	3	7	3	4				18
43							7	13	1				21
44					1		3	12	2				18
45					3	10	10	4					27
46						5	14	19	3				41
47						4	10	10	5				29
48						2	2	8					12
49						2	6	7	1				16
50					4	11	17	11	3				46
1951						4	4	7					15
52						6	18	16					40
53					1	1	8	1					11
54							4	6					10
55							1						1
56							7	4	2				13
57						5	10	5					20
58					5	1	9	10					25
59							7						7
60						2	3	5					10
1961						4	2	3					9
62						4	4	10	1				19
63						6	11	7					24
64						1	2	1					4
65						5	3	2					10
66							2	1					3
67						2	6	6					14
68						2	9						11
69							4	1					5
70						2	4	3					9
1971							7	7					14
72							2	3					5
73					1	2	4	3					10
74							5	11					16
75							2						2
76						1	7						8
77						4	1						5
78								2					2
79					1	6	1	3					11
80						1		4					5
1981						3	1	5					9
82						1	2	2					5
83							11	3					14
84							4	1					5
85						1	7	5					13
86							3	8					11
87						2	15	1	2				20
88							12	9					21
89							4	3					7
1990						4	6	7					17

Mean values

Period	I	II	III	IV	V	VI	VII	VIII	IX	X	XI	XII	Sum
1881-1890						1.6	7.5	4.0	0.5				13.6
1891-1900					0.4	0.8	5.4	2.6	0.3				9.5
1901-1910					0.7	2.3	6.9	5.0	0.4				15.3
1911-1920					0.2	2.3	5.4	3.6	0.2				11.7
1921-1930					0.4	3.0	9.3	6.2	0.5				19.4
1931-1940					0.1	3.2	7.5	4.3	0.4				15.5
1941-1950					0.9	4.0	8.1	8.8	1.9				23.7
1951-1960					0.6	1.9	7.1	5.4	0.2				15.2
1961-1970						2.6	4.7	3.4	0.1				10.8
1971-1980					0.2	1.4	2.9	3.3					7.8
1981-1990						1.1	6.5	4.4	0.2				12.2
1881-1910					0.4	1.6	6.6	3.9	0.4				12.8
1891-1920					0.4	1.8	5.9	3.7	0.3				12.2
1901-1930					0.4	2.5	7.2	4.9	0.4				15.5
1911-1940					0.2	2.8	7.4	4.7	0.4				15.5
1921-1950					0.5	3.4	8.3	6.4	0.9				19.5
1931-1960					0.5	3.0	7.6	6.2	0.8				18.1
1941-1970					0.5	2.8	6.6	5.9	0.7				16.6
1951-1980					0.3	2.0	4.9	4.0	0.1				11.3
1961-1990					0.1	1.7	4.7	3.7	0.1				10.3
1880-1990					0.3	2.2	6.5	4.6	0.4				14.1

ZAGREB-GRİÇ

TABLE 23

AIR TEMPERATURE

Number of days with minimum temperature 20.0 °C or more

Year	I	II	III	IV	V	VI	VII	VIII	IX	X	XI	XII	Sum
1880							2						2
1881						1	3						4
82							1						1
83							1						1
84							5						5
85						3	2						5
86							5	2					7
87							8	3					11
88								1					1
89						1	2	2					5
90							2	5					7
1891						2	5						7
92								3					3
93								1					1
94							3						3
95							2						2
96						1	1						2
97						1	3						4
98													
99							1						1
1900							4	1					5

Year	I	II	III	IV	V	VI	VII	VIII	IX	X	XI	XII	Sum
1901							1	1					2
02													
03							1						1
04							3	1					4
05							5	2					7
06								1					1
07								2					2
08						1							1
09							1						1
10								1					1
1911							2	4					6
12													
13													
14													
15							2						2
16							4	1					5
17								2					2
18							4						4
19													
20							1						1
1921						2	11	8					21
22								2					2
23							2	1					3
24							2		1				3
25							2	2					4
26													
27						3	1	2					6
28							7	1					8
29						1	2	4					7
30						1	3	2					6
1931						1	5	2					8
32							2	6	1				9
33								4					4
34							2						2
35						3							3
36							6						6
37						4	2	1					7
38						4	8	5					17
39							4	4					8
40													
1941						1	6	1					8
42							1						1
43							2	3					5
44								8	1				9
45						2	10	1					13
46						1	8	10	1				20
47						3	7	6					16
48						1	2	4					7
49							3	1					4
50						1	12	6					19
1951						2		5					7
52							11	9					20
53							4						4
54													
55							4						4
56							2						2
57						3	10	2					15
58							4	4					8
59							2						2
60							1	2					3

Year	I	II	III	IV	V	VI	VII	VIII	IX	X	XI	XII	Sum
1961						1		4					5
62						1	1	5					7
63						3	5	5					13
64							2						2
65						5		1					6
66						1							1
67							6	1					7
68							5						5
69							4	2					6
70						1	3	3					7
1971							1	5					6
72						1	2	6					9
73							3						3
74								8					8
75						1	1						2
76							4						4
77						3							3
78								1					1
79						5		3					8
80							1	4					5
1981								8					8
82						2	5						7
83							8	4					12
84													
85							7	5					12
86							1	1					2
87							9		2				11
88							6	6					12
89							4	7					11
1990						1	2	4					7

Mean values

Period	I	II	III	IV	V	VI	VII	VIII	IX	X	XI	XII	Sum
1881-1890						0.5	2.9	1.3					4.7
1891-1900						0.4	1.9	0.5					2.8
1901-1910						0.1	1.1	0.8					2.0
1911-1920							1.3	0.7					2.0
1921-1930						0.7	3.0	2.2	0.1				6.0
1931-1940						1.2	2.9	2.2	0.1				6.4
1941-1950						0.9	5.1	4.0	0.2				10.2
1951-1960						0.5	3.8	2.2					6.5
1961-1970						1.2	2.6	2.1					5.9
1971-1980						1.0	1.2	2.7					4.9
1981-1990						0.3	4.2	3.5	0.2				8.2
1881-1910						0.3	2.0	0.9					3.2
1891-1920						0.2	1.4	0.7					2.3
1901-1930						0.3	1.8	1.2	0.0				3.3
1911-1940						0.6	2.4	1.7	0.1				4.8
1921-1950						0.9	3.7	2.8	0.1				7.5
1931-1960						0.9	3.9	2.8	0.1				7.7
1941-1970						0.9	3.8	2.8	0.1				7.5
1951-1980						0.9	2.5	2.3					5.8
1961-1990						0.8	2.7	2.8	0.1				6.3
1880-1990						0.6	2.7	2.0	0.1				5.4

ZAGREB-GRİÇ

TABLE 24

AIR TEMPERATURE

Diurnal mean variation (°C) for the period 1931-1960

Hour	I	II	III	IV	V	VI	VII	VIII	IX	X	XI	XII	Year
1	-0.7	0.9	5.2	9.8	13.8	17.1	19.1	18.8	15.5	10.3	5.7	1.7	9.8
2	-0.8	0.6	4.8	9.5	13.4	16.7	18.6	18.3	15.0	9.9	5.5	1.6	9.4
3	-0.9	0.4	4.5	9.1	13.0	16.3	18.2	17.9	14.7	9.6	5.3	1.4	9.1
4	-1.1	0.2	4.2	8.8	12.7	15.9	17.8	17.5	14.3	9.4	5.2	1.3	8.9
5	-1.2	0.1	4.0	8.5	12.4	15.8	17.5	17.1	14.0	9.2	5.1	1.2	8.7
6	-1.3	0.0	3.8	8.4	12.8	16.3	17.9	17.2	13.8	9.0	5.1	1.2	8.7
7	-1.3	-0.1	3.9	9.0	13.8	17.4	19.0	18.0	14.3	9.1	5.1	1.3	9.1
8	-1.2	0.2	4.6	10.0	15.0	18.6	20.2	19.4	15.4	9.8	5.3	1.4	9.9
9	-0.9	0.6	5.4	11.2	16.2	19.8	21.5	20.7	16.6	10.6	5.6	1.6	10.7
10	-0.5	1.4	6.5	12.4	17.3	20.9	22.7	22.0	18.0	11.7	6.2	2.0	11.7
11	0.2	2.2	7.5	13.4	18.2	21.8	23.7	23.2	19.2	12.8	6.8	2.5	12.6
12	0.8	3.1	8.5	14.3	19.0	22.6	24.7	24.2	20.2	13.7	7.4	3.0	13.5
13	1.4	3.9	9.3	15.1	19.6	23.2	25.3	24.9	21.0	14.4	8.0	3.5	14.1
14	1.7	4.4	9.8	15.6	20.0	23.6	25.8	25.5	21.5	14.8	8.2	3.7	14.6
15	1.8	4.6	10.0	15.7	20.2	23.9	26.1	25.7	21.6	14.8	8.2	3.7	14.7
16	1.5	4.4	9.8	15.5	20.0	23.8	26.0	25.5	21.2	14.5	7.9	3.4	14.5
17	1.1	3.9	9.4	15.1	19.5	23.2	25.5	24.9	20.6	13.8	7.5	3.1	14.0
18	0.8	3.3	8.6	14.2	18.7	22.4	24.6	23.6	19.6	12.9	7.2	2.9	13.2
19	0.6	2.9	7.8	13.2	17.7	21.4	23.6	22.7	18.4	12.4	7.0	2.8	12.6
20	0.4	2.5	7.2	12.3	16.6	20.1	22.1	21.9	17.8	12.1	6.7	2.5	11.9
21	0.2	2.2	6.8	11.8	15.9	19.3	21.3	20.9	17.4	11.7	6.5	2.4	11.4
22	0.0	1.9	6.4	11.6	15.4	18.7	20.8	20.4	16.9	11.3	6.2	2.2	11.0
23	-0.3	1.6	6.0	10.9	14.9	18.2	20.3	19.9	16.4	10.8	6.0	2.0	10.6
24	-0.5	1.4	5.7	10.4	14.5	17.7	19.8	19.3	15.9	10.5	5.8	1.8	10.2

ZAGREB-GRİÇ

TABLE 25

AIR TEMPERATURE

Diurnal mean variation (°C) on clear days for the period 1941-1950

Hour	I	II	III	IV	V	VI	VII	VIII	IX	X	XI	XII	Year
1	-3.0	2.0	5.1	11.2	14.7	17.8	20.2	20.0	16.6	10.1	4.2	1.2	10.0
2	-3.2	1.6	4.6	10.4	14.2	17.3	19.6	19.3	16.0	9.5	3.9	1.1	9.5
3	-3.5	1.1	4.0	9.8	13.6	16.5	19.0	18.8	15.4	9.0	3.7	1.0	9.0
4	-3.9	0.7	3.6	9.2	13.1	16.0	18.7	18.2	15.0	8.6	3.2	0.7	8.6
5	-4.4	0.3	3.3	8.6	12.6	15.8	18.3	17.7	14.6	8.2	3.2	0.3	8.2
6	-4.8	-0.0	2.8	8.4	13.0	16.4	18.7	17.7	14.1	7.8	2.8	0.3	8.1
7	-5.0	-0.2	2.7	9.2	14.4	17.9	20.0	18.8	14.8	7.9	2.6	-0.0	8.6
8	-4.9	0.1	3.9	10.8	16.1	19.7	21.4	20.5	16.0	9.0	3.0	0.0	9.5
9	-4.6	0.9	5.3	12.6	17.8	21.3	23.2	22.2	17.8	10.4	3.9	0.2	10.9
10	-3.8	2.1	6.8	14.3	19.3	22.8	24.7	23.9	19.7	12.2	5.1	1.2	12.4
11	-2.6	3.7	8.7	16.1	20.6	24.1	26.0	25.4	21.4	13.9	6.7	2.4	13.9
12	-1.2	5.3	10.1	17.5	21.7	25.1	27.0	26.8	22.9	15.7	8.0	3.4	15.2
13	-0.1	6.7	11.5	18.8	22.5	25.8	27.9	27.6	24.1	16.8	9.1	4.4	16.3
14	0.6	7.7	12.6	19.7	23.3	26.5	28.5	28.5	24.9	17.6	9.6	5.1	17.1
15	0.9	8.2	13.1	20.2	23.9	27.2	29.3	28.8	25.1	17.7	9.7	5.2	17.5
16	0.7	8.2	13.1	20.3	23.8	27.2	29.5	28.8	24.8	17.3	9.1	4.7	17.3
17	-0.1	7.6	12.3	19.6	23.2	26.8	29.0	28.1	24.0	16.2	8.0	3.8	16.5
18	-1.1	6.5	11.1	18.5	22.1	25.9	28.1	27.0	22.7	14.8	7.3	3.2	15.5
19	-1.5	5.7	9.8	17.0	20.7	24.6	26.8	25.5	21.2	14.0	6.6	3.0	14.5
20	-1.9	5.2	9.1	15.7	19.4	22.8	24.9	24.2	20.5	13.5	6.2	2.7	13.5
21	-2.3	4.7	8.5	14.9	18.3	21.8	24.0	23.5	20.0	12.9	5.9	2.3	12.9
22	-2.8	4.3	7.8	14.4	17.8	21.2	23.4	22.8	19.4	12.3	5.4	1.6	12.3
23	-3.1	3.8	7.2	13.6	17.3	20.6	22.9	22.1	18.6	11.6	4.6	1.2	11.7
24	-3.5	3.0	6.4	13.1	16.4	20.1	22.3	21.4	17.9	10.9	4.1	0.8	11.1

ZAGREB-GRIČ

TABLE 26

AIR TEMPERATURE

Hour of occurrence of daily maxima for the period 1941-1950; frequencies (%)

Hour	I	II	III	IV	V	VI	VII	VIII	IX	X	XI	XII
0- 1	5.7	4.1	3.6	3.8	2.2	1.2	1.4	0.9	2.3	4.2	5.7	7.0
1- 2	1.6	2.0	0.8	0.6	0.3	0.3			0.3	0.8	1.6	2.3
2- 3	0.3	0.6	0.8	0.3			0.3	0.3	0.6		0.3	0.7
3- 4	1.3	0.3	0.5	0.3						1.1	0.8	0.2
4- 5	0.5	0.3			0.3					0.3	0.5	0.2
5- 6	0.5			0.3						0.3		0.2
6- 7		1.1		0.3			0.3	0.3	0.3		0.3	0.7
7- 8	0.8	0.3			0.3		0.3	0.3	0.3	0.8	0.8	1.2
8- 9	0.3		0.3	0.3	0.3	0.3	1.1	0.6	0.3		0.8	1.2
9-10	0.3	0.3		0.3		1.2	0.3	0.6	1.7	0.8	0.8	1.2
10-11	1.0	1.4	0.8	1.5	1.9	1.8	1.7	1.1	1.5	1.6	1.4	2.8
11-12	4.2	4.9	3.3	2.7	3.9	3.8	2.0	1.7	2.0	2.9	5.4	2.8
12-13	13.3	5.7	5.0	8.6	7.8	7.1	3.4	3.4	6.1	12.6	14.9	9.6
13-14	18.3	16.7	16.1	14.6	15.8	13.7	13.0	11.3	20.9	26.3	24.4	23.7
14-15	25.6	28.5	32.8	27.0	31.4	28.4	27.3	43.8	47.7	37.8	24.4	20.7
15-16	11.5	24.2	27.5	30.9	27.2	34.2	41.2	31.4	13.1	6.8	6.0	5.2
16-17	2.3	2.3	5.6	7.7	7.5	6.8	6.8	4.0	1.7	0.8	0.8	2.4
17-18	1.8	0.3	0.3	0.8	0.8	1.2	0.9	0.3	0.9	1.8	2.2	2.8
18-19	2.1	1.1	0.3		0.3				0.3	1.1	1.9	4.5
19-20	1.6	1.4	0.3								2.2	1.9
20-21	1.3	1.4	0.6								1.6	3.3
21-22	1.3	0.9	0.3								1.3	1.9
22-23	1.8	1.1									0.8	1.4
23-24	2.6	1.1	1.1								1.1	2.1
Number of cases	383	348	360	336	360	339	353	354	344	381	368	426

ZAGREB-GRİÇ

TABLE 27

AIR TEMPERATURE

Hour of occurrence of daily minima for the period 1941-1950; frequencies (%)

Hour	I	II	III	IV	V	VI	VII	VIII	IX	X	XI	XII
0- 1	7.7	2.7	2.7	2.5	1.8	2.2	1.6	2.6	1.4	2.9	8.2	9.0
1- 2	5.6	4.5	3.5	3.4	4.2	3.6	1.1	1.7	0.3	4.8	4.5	5.7
2- 3	4.1	8.2	5.9	1.7	8.1	8.0	7.4	3.4	4.4	5.1	8.0	7.5
3- 4	9.0	6.7	7.2	12.7	16.8	23.2	14.3	9.7	8.2	8.2	8.9	8.5
4- 5	9.2	9.4	13.1	20.7	40.3	36.0	42.8	36.1	21.5	12.2	11.9	7.9
5- 6	10.6	10.0	24.1	35.1	10.7	6.6	9.3	30.7	36.9	25.2	10.9	9.7
6- 7	5.9	16.9	17.6	5.7	1.0	1.4	1.4	1.7	6.6	18.9	11.3	10.9
7- 8	4.1	9.4	3.7	0.6	0.8	0.6	0.8	0.2	0.8	0.8	3.2	5.0
8- 9	0.5	5.1	1.2		0.8	0.6	0.5		0.3	0.3	2.5	2.4
9-10	0.3	0.9	1.5	1.1	0.5		0.3	0.6	0.6	0.5	0.5	1.3
10-11							0.5			0.3	0.2	0.7
11-12		0.3	0.2				0.5					0.2
12-13				0.3			0.3					0.2
13-14								0.3				
14-15	0.3	0.6								0.3		0.2
15-16		0.3								0.3	0.2	0.2
16-17		0.3								0.3	0.2	0.2
17-18	0.8				0.3				0.3			0.7
18-19		0.3	0.2	0.3						0.5		0.4
19-20	0.3	0.9	0.5		0.3			0.3		0.8	1.7	0.9
20-21	1.0	1.2	0.2	0.3	0.3	0.3		0.3	0.3	1.1	1.7	1.1
21-22	3.6	2.4	1.0	1.4	0.5	0.3	1.6	0.3	1.1	1.6	2.2	3.1
22-23	3.8	3.6	3.0	1.7	2.6	3.6	4.7	3.2	2.8	3.4	5.7	4.8
23-24	25.0	16.3	14.4	12.5	11.0	13.6	12.9	8.9	11.8	12.5	18.2	19.4
Number of cases	391	331	404	353	382	361	365	349	363	376	403	458

ZAGREB-GRİÇ

TABLE 28

AIR TEMPERATURE

Relative temperatures (%)

Period	I	II	III	IV	V	VI	VII	VIII	IX	X	XI	XII
1862-1890	0	10	30	55	75	89	100	95	79	53	27	5
1871-1900	0	11	32	55	72	89	100	95	79	56	28	7
1881-1910	0	12	33	54	76	90	100	95	79	56	29	10
1891-1920	0	10	34	53	75	91	100	96	78	55	27	12
1901-1930	0	8	33	51	75	90	100	96	78	53	27	11
1911-1940	0	6	31	56	74	89	100	95	77	51	28	7
1921-1950	0	9	32	54	74	85	100	97	80	53	30	7
1931-1960	0	9	30	55	74	90	100	93	80	53	29	10
1941-1970	0	13	36	58	76	92	100	98	82	57	32	11
1951-1980	0	12	31	54	75	92	100	97	79	54	30	7
1961-1990	0	12	33	54	76	91	100	97	79	55	28	7
1862-1990	0	10	31	54	75	90	100	96	79	54	28	8

ZAGREB-GRİÇ

TABLE 29

RELATIVE HUMIDITY

Monthly and annual mean values (%)

Year	I	II	III	IV	V	VI	VII	VIII	IX	X	XI	XII	Mean
1944	74	74	66	59	68	68	68	60	69	83	81	82	71
45	82	73	63	60	61	57	62	63	64	73	84	79	68
46	76	70	64	50	62	62	56	53	61	71	85	78	66
47	77	83	69	54	63	63	65	60	56	60	77	76	67
48	81	66	55	59	66	64	69	68	74	77	79	86	70
49	71	62	55	56	69	66	64	63	66	70	80	76	66
50	75	77	64	66	57	57	55	54	68	76	81	88	68
1951	81	76	72	60	70	69	69	67	74	75	74	81	72
52	83	76	62	58	61	58	50	57	72	75	77	84	68
53	75	70	50	61	65	70	68	62	71	79	76	87	70
54	74	73	72	66	69	72	69	66	72	76	78	79	72
55	84	76	72	59	62	68	73	73	70	78	78	82	73
56	74	73	67	64	61	71	64	68	63	72	75	83	70
57	80	71	56	64	65	60	66	67	73	77	76	81	70
58	84	72	66	62	58	64	60	61	67	77	87	79	70
59	76	74	70	62	66	72	69	74	68	69	81	85	72
60	79	69	73	66	66	60	69	69	72	78	80	81	72
1961	77	74	56	64	70	68	69	65	63	77	84	74	70
62	82	66	70	61	66	63	67	61	70	74	89	78	71
63	80	78	65	62	64	66	58	69	76	75	73	82	71
64	80	69	76	62	67	68	64	71	70	78	72	88	72
65	81	65	68	67	66	69	68	69	74	71	83	83	72
66	77	72	64	65	65	65	70	74	74	78	85	82	73
67	78	69	66	63	61	69	62	64	75	79	80	78	70
68	74	77	58	53	64	70	60	73	78	75	83	85	71
69	84	83	74	58	63	67	64	74	77	80	71	84	73
70	85	76	73	64	63	66	65	74	69	75	73	83	72
1971	82	63	67	61	64	66	55	67	68	62	74	68	66
72	83	81	61	69	72	65	72	73	75	70	81	73	73
73	83	71	59	65	56	67	65	65	73	75	74	69	68
74	89	72	65	56	68	67	63	71	77	83	77	72	72
75	74	66	70	60	68	72	70	74	76	80	78	73	73
76	71	77	62	59	63	65	62	72	75	84	80	71	70
77	84	74	60	63	62	59	66	70	70	81	84	71	70
78	82	76	66	63	73	65	69	70	74	78	85	74	73
79	76	76	70	60	53	65	68	68	74	72	78	80	70
80	78	74	70	63	66	65	64	69	75	77	78	78	71
1981	65	72	65	57	66	68	61	65	77	75	70	80	68
82	76	72	61	62	60	67	67	72	76	83	80	79	71
83	70	70	62	57	62	64	62	67	68	69	77	77	67
84	83	79	60	57	68	65	71	67	74	79	81	83	72
85	74	68	76	60	64	70	64	63	67	71	82	77	70
86	76	76	76	61	65	72	67	65	71	73	78	80	72
87	76	73	61	56	66	66	61	70	67	77	83	81	70
88	82	72	64	63	65	68	57	62	74	82	75	78	70
89	87	76	59	65	62	71	68	73	76	73	73	75	72
1990	80	64	53	62	56	67	57	54	71	77	82	78	67

Year	I	II	III	IV	V	VI	VII	VIII	IX	X	XI	XII	Sum
1971		2	3	3	2		2		1	2			15
72			7	1		1							9
73		1	1	2	3								7
74				10							1		11
75		1	2	1	1								5
76	1		1	5	1		1						9
77			1	1	1								3
78						1							1
79	1			1	4	1						1	8
80				4			2						6
1981			2	5									7
82	1	1	1	2	1								6
83			1	4	1					1		1	8
84			1	4									5
85			1	5						1			7
86				4				1			1		6
87			2	3				1					6
88			3	4		1	1	3					12
89			5	2	1	1							9
1990		3	12	4	6	1	2	5					33

Mean values

Period	I	II	III	IV	V	VI	VII	VIII	IX	X	XI	XII	Sum
1944-1950		0.4	3.0	3.3	1.0	1.1	1.9	2.9	0.4	1.7		0.1	15.9
1951-1960	0.1	0.1	1.8	1.2	0.2	0.4	0.7	0.9	0.1		0.3		5.8
1961-1970	0.2	0.2	1.4	3.0	0.7	0.1	0.4		0.1			0.1	6.2
1971-1980	0.2	0.4	1.5	2.8	1.2	0.3	0.5		0.1	0.2	0.1	0.1	7.4
1981-1990	0.1	0.4	2.8	3.7	0.9	0.3	0.3	1.0		0.2	0.1	0.1	9.9
1944-1970	0.1	0.2	2.0	2.4	0.6	0.5	0.9	1.1	0.2	0.4	0.1	0.1	8.6
1951-1980	0.2	0.2	1.6	2.3	0.7	0.3	0.5	0.3	0.1	0.1	0.1	0.1	6.5
1961-1990	0.2	0.3	1.9	3.2	0.9	0.2	0.4	0.3	0.1	0.1	0.1	0.1	7.8
1944-1990	0.1	0.3	2.0	2.8	0.8	0.4	0.7	0.8	0.1	0.3	0.1	0.1	8.6

ZAGREB-GRIČ

TABLE 31

RELATIVE HUMIDITY

Number of days with the relative humidity 80% or more at 14 h

Year	I	II	III	IV	V	VI	VII	VIII	IX	X	XI	XII	Sum
1944	5	8	3	1	2	1	1		3	12	14	12	62
45	15	5	3	2	2	2	1	2	2	4	19	12	69
46	5	2	1		1			1	1	6	16	13	46
47	11	10	4		2	1	1	1	1	6	9	12	58
48	13	5		2	1	2	3	1	4	5	13	16	65
49	6	2	2		4	1	3	3	1	2	11	4	39
50	7	8	2	3		1	1		3	6	14	24	69
1951	16	6	9	1	2	3	1		5	4	8	15	70
52	17	6	2	2	1			1	5	4	8	15	61
53	11	5		2	2	2	2	2	3	5	7	23	64
54	7	4	6	2	5	5	2	1	3	6	10	13	64
55	20	9	4	2	2	4	4		7	15	15	21	103
56	3	3	4	3	1	5		2		5	11	14	51
57	13	1	1	3	2		1	2	3	5	7	16	54
58	19	6	2	3		3			2	7	22	8	72
59	12	6	4	2	1	2	2	2	3		11	22	67
60	10	7	5	3	3		3		1	5	9	14	60
1961	11	2	1	1	3		5	1		5	14	7	50
62	18	2	5	5	4	1	3	1	3	2	22	11	77
63	13	10	2		1	2	1	3	3	2	5	17	59
64	9	3	9	4		2	1	2	1	13	7	23	74
65	14	3	5	5	4	6	1	4	3		20	16	81
66	10	3	2	1	3	1	6	3	1	4	16	14	64
67	9	3	1	4	1	2			5	7	10	12	54
68	4	14	1		1	3	1	4	5	1	10	20	64
69	18	11	7	2	1	2	3	7	3	7	5	20	86
70	20	7	6	4	2		2	3		4	5	15	68
1971	12	2	6	2	3	1		3	1		9	14	53
72	20	15	4	5	7	1	3	1	4	4	13	2	79
73	15	6		6		3	3	1	3	3	7	5	52
74	23	4		2	5	3	1	2	5	14	7	12	78
75	3	3	5	3	4	5	4	2	2	8	14	17	70
76	4	12	5	5	2	1	2	3	3	14	8	15	74
77	19	4	3	3	2		3		3	10	17	12	76
78	25	6	3	2	5	2	4	5	3	7	19	17	98
79	7	12	26	1	1	2	1	3	5	5	8	11	82
80	12	3	5	2	5	1	2	2	1	7	10	8	58
1981	4	4	4	2	3	4		3	7	5	4	12	52
82	9	5	5	4	5	3	3	2	1	12	11	14	74
83	2	7	3	1	2	3	1		3	4	6	12	44
84	18	12	1	1	3	4	3	1	4	4	10	15	76
85		4	11	5	2	3	3		3	3	8	17	59
86	12	8	12	5	1	4	2		3	3	8	17	75
87	9	9	3	1	3	1	3	2	2	5	18	11	67
88	11	3	4			2		2	3	11	9	10	55
89	20	8	3	2	4	5	1	1	4	1	4	7	60
1990	12	3	4	2		4	1		3	5	14	11	59

Mean values

Period	I	II	III	IV	V	VI	VII	VIII	IX	X	XI	XII	Sum
1944-1950	8.9	5.7	2.1	1.1	1.7	1.1	1.4	1.1	2.1	5.9	13.7	13.3	58.3
1951-1960	12.8	5.3	3.7	2.3	1.9	2.4	1.5	1.0	3.2	5.6	10.8	16.1	66.6
1961-1970	12.6	5.8	3.9	2.6	2.0	1.9	2.3	2.8	2.4	4.5	11.4	15.5	67.7
1971-1980	14.0	6.7	3.6	3.1	3.4	1.9	2.3	2.2	3.0	7.2	11.2	11.3	69.9
1981-1990	9.7	6.3	5.0	2.3	2.3	3.3	1.7	1.1	3.3	5.3	9.2	12.6	62.1
1944-1970	11.7	5.6	3.4	2.1	1.9	1.9	1.8	1.7	2.6	5.3	11.8	15.1	64.9
1951-1980	13.1	5.9	3.7	2.7	2.4	2.1	2.0	2.0	2.9	5.8	11.1	14.3	68.1
1961-1990	12.1	6.3	4.2	2.7	2.6	2.4	2.1	2.0	2.9	5.7	10.6	13.1	66.6
1944-1990	11.8	6.0	3.8	2.4	2.3	2.2	1.9	1.7	2.9	5.7	11.1	13.8	65.3

ZAGREB-GRİÇ

TABLE 32

RELATIVE HUMIDITY

Diurnal mean variation for the period 1946-1965 (%)

Hour	I	IV	VII	X
1	81.0	67.0	72.6	80.4
2	81.9	68.4	74.7	81.5
3	82.2	69.8	76.3	82.5
4	82.5	71.0	77.8	83.3
5	82.8	72.1	78.9	84.1
6	83.3	73.0	78.6	84.6
7	83.7	72.2	75.5	85.2
8	83.4	68.5	71.0	83.1
9	82.8	64.1	65.6	80.0
10	81.3	59.8	61.4	75.7
11	79.1	56.1	58.2	71.2
12	76.7	53.4	55.2	67.4
13	74.5	50.8	52.8	64.2
14	73.3	49.3	51.4	62.3
15	72.8	48.6	50.8	62.2
16	73.5	49.5	51.4	63.5
17	75.2	51.0	52.7	66.9
18	76.6	53.8	55.4	71.1
19	77.5	57.8	59.6	72.7
20	77.9	60.3	64.5	73.6
21	78.5	61.8	66.4	74.8
22	79.1	63.1	67.5	76.4
23	79.5	64.2	69.1	78.1
24	80.2	65.3	70.7	79.6

ZAGREB-GRİĆ

TABLE 33a

WATER VAPOUR PRESSURE

Monthly and annual mean values (mmHg)

Year	I	II	III	IV	V	VI	VII	VIII	IX	X	XI	XII	Mean
1944	4.2	3.5	4.0	6.5	8.7	11.2	12.9	13.1	9.8	8.8	5.8	4.1	7.7
45	2.9	4.5	5.2	6.5	10.2	11.2	13.1	12.0	9.9	7.5	5.6	4.5	7.8
46	3.1	4.5	5.3	6.2	9.9	11.6	12.4	11.9	10.6	6.2	6.1	3.5	7.6
47	2.5	3.6	5.9	6.7	9.6	11.9	13.5	11.9	10.4	5.7	6.2	4.7	7.7
48	5.7	3.7	4.3	6.8	10.2	10.4	11.7	12.8	11.2	8.5	5.5	3.8	7.9
49	4.2	3.8	3.6	6.8	9.8	10.2	12.3	10.9	10.8	8.2	6.5	4.3	7.6
50	3.3	4.7	5.3	7.0	9.2	11.4	12.2	11.3	10.3	7.3	6.4	5.1	7.8
1951	4.9	5.4	5.4	6.3	9.8	12.0	12.8	13.4	12.3	7.3	6.8	4.8	8.4
52	4.0	3.9	4.5	7.4	8.4	10.6	11.2	12.2	9.7	8.0	5.3	4.4	7.5
53	3.7	3.8	3.7	6.8	9.0	12.2	13.6	10.7	11.0	9.5	5.1	4.6	7.8
54	2.8	2.8	5.6	5.9	8.8	13.2	11.6	11.7	11.3	7.7	5.7	5.2	7.7
55	4.4	4.6	4.5	5.4	7.4	10.9	13.5	12.5	10.4	8.0	5.5	5.0	7.7
56	4.7	2.2	4.1	6.4	8.9	11.1	12.6	12.3	10.0	7.3	4.5	4.2	7.4
57	3.3	5.3	5.1	6.4	7.7	11.9	12.8	11.5	10.2	7.9	6.2	4.6	7.7
58	3.9	5.3	4.0	5.5	10.2	10.5	12.3	12.1	10.0	8.9	6.6	5.5	7.9
59	4.3	3.7	6.4	6.8	9.0	11.5	13.8	13.0	9.2	6.7	6.2	5.9	8.0
60	4.1	4.4	5.8	6.8	8.7	10.8	11.7	12.8	9.9	9.0	7.0	5.5	8.0
1961	3.8	4.9	5.1	8.1	8.9	12.1	11.8	12.0	10.4	8.9	6.6	4.1	8.1
62	4.2	3.6	4.4	6.3	8.5	10.0	11.5	12.5	9.8	8.1	6.2	3.2	7.4
63	2.9	3.2	4.6	6.9	8.6	12.0	12.1	13.1	11.5	7.7	7.8	3.3	7.8
64	2.6	3.8	5.0	6.6	9.2	12.9	12.5	12.1	10.1	7.9	6.0	4.5	7.8
65	4.5	2.9	5.2	6.2	8.3	11.7	12.6	11.2	10.9	7.4	5.6	5.2	7.6
66	3.2	6.1	4.6	7.7	8.9	11.9	12.1	12.6	11.1	10.6	5.5	4.8	8.3
67	3.7	4.4	5.5	6.2	8.7	11.1	13.0	11.9	11.3	9.2	6.1	4.0	7.9
68	3.5	4.9	4.8	6.3	8.9	11.8	11.0	12.2	10.8	8.4	6.5	3.8	7.7
69	3.7	4.3	4.9	5.8	9.5	10.8	11.8	12.1	11.4	8.0	6.6	3.5	7.7
70	4.1	4.2	4.9	6.1	7.5	12.2	12.1	13.7	10.1	7.5	6.5	4.3	7.8
1971	4.2	4.1	4.3	6.6	9.4	10.7	10.9	13.1	8.5	6.3	5.4	4.4	7.3
72	3.7	5.4	5.4	6.9	9.3	11.4	13.6	12.8	9.2	6.7	6.0	4.4	7.9
73	3.9	4.1	4.3	5.7	8.4	11.6	12.1	12.0	10.6	7.3	4.9	4.4	7.4
74	4.8	5.5	5.6	5.5	8.5	10.4	11.6	14.0	11.1	6.5	5.9	4.9	7.9
75	5.1	3.8	5.7	6.2	10.1	11.5	13.2	13.0	12.6	8.0	5.4	4.4	8.3
76	3.7	4.0	3.8	5.7	8.7	10.5	12.0	10.8	9.9	8.8	6.7	4.5	7.4
77	4.9	5.4	5.8	5.9	8.5	10.6	12.0	12.4	8.8	8.7	6.5	4.0	7.8
78	4.2	4.3	5.4	6.1	8.8	10.3	11.6	11.5	9.9	7.8	4.6	4.7	7.4
79	3.7	4.5	6.0	5.7	7.8	12.4	11.7	11.6	10.6	7.1	5.9	5.4	7.7
80	3.6	4.6	5.1	5.4	7.7	10.6	11.3	12.4	10.6	7.9	5.2	3.9	7.4
1981	2.9	3.8	5.9	5.9	8.9	11.8	11.4	11.9	11.3	8.9	5.0	4.4	7.7
82	3.5	3.5	4.4	5.3	8.7	11.4	13.4	13.0	12.7	9.2	6.2	5.3	8.0
83	4.4	3.5	5.1	6.7	9.3	10.7	13.7	12.5	10.1	7.2	4.8	4.4	7.7
84	4.3	4.0	4.3	5.7	8.3	10.1	12.0	11.5	10.5	8.9	6.2	4.4	7.5
85	2.8	3.1	5.3	5.9	9.7	10.4	12.5	11.9	10.2	7.3	5.2	5.6	7.5
86	4.1	3.1	4.7	6.6	10.7	11.5	11.9	12.7	9.8	7.4	5.9	4.0	7.7
87	3.2	4.4	3.6	6.0	8.3	11.1	12.7	11.9	12.2	8.6	5.9	4.6	7.7
88	5.4	4.7	4.7	6.3	9.2	11.0	12.0	11.9	10.7	8.6	4.2	4.4	7.8
89	4.0	5.0	5.6	7.1	8.2	10.7	13.2	13.6	10.8	7.7	5.2	4.9	8.0
1990	4.1	5.2	5.0	6.1	8.6	11.0	10.7	10.4	9.4	8.6	6.2	4.2	7.5

Mean values (mmHg)

Period	I	II	III	IV	V	VI	VII	VIII	IX	X	XI	XII	Mean
1944-1950	3.7	4.0	4.8	6.6	9.7	11.1	12.6	12.0	10.4	7.5	6.0	4.3	7.7
1951-1960	4.0	4.1	4.9	6.4	8.8	11.5	12.6	12.2	10.4	8.0	5.9	5.0	7.8
1961-1970	3.6	4.2	4.9	6.6	8.7	11.6	12.0	12.3	10.7	8.4	6.3	4.1	7.8
1971-1980	4.2	4.6	5.1	6.0	8.7	11.0	12.0	12.4	10.2	7.5	5.6	4.5	7.6
1981-1990	3.9	4.0	4.9	6.2	9.0	11.0	12.4	12.1	10.8	8.2	5.5	4.6	7.7
1944-1970	3.8	4.1	4.9	6.5	9.0	11.4	12.4	12.2	10.5	8.0	6.1	4.5	7.8
1951-1980	3.9	4.3	5.0	6.3	8.7	11.4	12.2	12.3	10.4	8.0	6.0	4.5	7.8
1961-1990	3.9	4.3	5.0	6.2	8.8	11.2	12.1	12.3	10.6	8.0	5.8	4.4	7.7
1944-1990	3.9	4.2	4.9	6.3	8.9	11.3	12.3	12.2	10.5	8.0	5.9	4.5	7.7

ZAGREB-GRIC

TABLE 33b

WATER VAPOUR PRESSURE

Monthly and annual mean values (hPa)

Year	I	II	III	IV	V	VI	VII	VIII	IX	X	XI	XII	Mean
1944	5.6	4.7	5.3	8.7	11.6	14.9	17.2	17.5	13.1	11.7	7.7	5.5	10.3
45	3.9	6.0	6.9	8.7	13.6	14.9	17.5	16.0	13.2	10.0	7.5	6.0	10.4
46	4.1	6.0	7.1	8.3	13.2	15.5	16.5	15.9	14.1	8.3	8.1	4.7	10.1
47	3.3	4.8	7.9	8.9	12.8	15.9	18.0	15.9	13.9	7.6	8.3	6.3	10.3
48	7.6	4.9	5.7	9.1	13.6	13.9	15.6	17.1	14.9	11.3	7.3	5.1	10.5
49	5.6	5.1	4.8	9.1	13.1	13.6	16.4	14.5	14.4	10.9	8.7	5.7	10.1
50	4.4	6.3	7.1	9.3	12.3	15.2	16.3	15.1	13.7	9.7	8.5	6.8	10.4
1951	6.5	7.2	7.2	8.4	13.1	16.0	17.1	17.9	16.4	9.7	9.1	6.4	11.2
52	5.3	5.2	6.0	9.9	11.2	14.1	14.9	16.3	12.9	10.7	7.1	5.9	10.0
53	4.9	5.1	4.9	9.1	12.0	16.3	18.1	14.3	14.7	12.7	6.8	6.1	10.4
54	3.7	3.7	7.5	7.9	11.7	17.6	15.5	15.6	15.1	10.3	7.6	6.9	10.3
55	5.9	6.1	6.0	7.2	9.9	14.5	18.0	16.7	13.9	10.7	7.3	6.7	10.3
56	6.3	2.9	5.5	8.5	11.9	14.8	16.8	16.4	13.3	9.7	6.0	5.6	9.9
57	4.4	7.1	6.8	8.5	10.3	15.9	17.1	15.3	13.6	10.5	8.3	6.1	10.3
58	5.2	7.1	5.3	7.3	13.6	14.0	16.4	16.1	13.3	11.9	8.8	7.3	10.5
59	5.7	4.9	8.5	9.1	12.0	15.3	18.4	17.3	12.3	8.9	8.3	7.9	10.7
60	5.5	5.9	7.7	9.1	11.6	14.4	15.6	17.1	13.2	12.0	9.3	7.3	10.7
1961	5.1	6.5	6.8	10.8	11.9	16.1	15.7	16.0	13.9	11.9	8.8	5.5	10.8
62	5.6	4.8	5.9	8.4	11.3	13.3	15.3	16.7	13.1	10.8	8.3	4.3	9.9
63	3.9	4.3	6.1	9.2	11.5	16.0	16.1	17.5	15.3	10.3	10.4	4.4	10.4
64	3.5	5.1	6.7	8.8	12.3	17.2	16.7	16.1	13.5	10.5	8.0	6.0	10.4
65	6.0	3.9	6.9	8.3	11.1	15.6	16.8	14.9	14.5	9.9	7.5	6.9	10.1
66	4.3	8.1	6.1	10.3	11.9	15.9	16.1	16.8	14.8	14.1	7.3	6.4	11.1
67	4.9	5.9	7.3	8.3	11.6	14.8	17.3	15.9	15.1	12.3	8.1	5.3	10.5
68	4.7	6.5	6.4	8.4	11.9	15.7	14.7	16.3	14.4	11.2	8.7	5.1	10.3
69	4.9	5.7	6.5	7.7	12.7	14.4	15.7	16.1	15.2	10.7	8.8	4.7	10.3
70	5.5	5.6	6.5	8.1	10.0	16.3	16.1	18.3	13.5	10.0	8.7	5.7	10.4

Year	I	II	III	IV	V	VI	VII	VIII	IX	X	XI	XII	Mean
1971	5.6	5.5	5.7	8.8	12.5	14.3	14.5	17.5	11.3	8.4	7.2	5.9	9.7
72	4.9	7.2	7.2	9.2	12.4	15.2	18.1	17.1	12.3	8.9	8.0	5.9	10.5
73	5.2	5.5	5.7	7.6	11.2	15.5	16.1	16.0	14.1	9.7	6.5	5.9	9.9
74	6.4	7.3	7.5	7.3	11.3	13.9	15.5	18.7	14.8	8.7	7.9	6.5	10.5
75	6.8	5.1	7.6	8.3	13.5	15.3	17.6	17.3	16.8	10.7	7.2	5.9	11.1
76	4.9	5.3	5.1	7.6	11.6	14.0	16.0	14.4	13.2	11.7	8.9	6.0	9.9
77	6.5	7.2	7.7	7.9	11.3	14.1	16.0	16.5	11.7	11.6	8.7	5.3	10.4
78	5.6	5.7	7.2	8.1	11.7	13.7	15.5	15.3	13.2	10.4	6.1	6.3	9.9
79	4.9	6.0	8.0	7.6	10.4	16.5	15.6	15.5	14.1	9.5	7.9	7.2	10.3
80	4.8	6.1	6.8	7.2	10.3	14.1	15.1	16.5	14.1	10.5	6.9	5.2	9.9
1981	3.9	5.1	7.9	7.9	11.9	15.7	15.2	15.9	15.1	11.9	6.7	5.9	10.3
82	4.7	4.7	5.9	7.1	11.6	15.2	17.9	17.3	16.9	12.3	8.3	7.1	10.7
83	5.9	4.7	6.8	8.9	12.4	14.3	18.3	16.7	13.5	9.6	6.4	5.9	10.3
84	5.7	5.3	5.7	7.6	11.1	13.5	16.0	15.3	14.0	11.9	8.3	5.9	10.0
85	3.7	4.1	7.1	7.9	12.9	13.9	16.7	15.9	13.6	9.7	6.9	7.5	10.0
86	5.5	4.1	6.3	8.8	14.3	15.3	15.9	16.9	13.1	9.9	7.9	5.3	10.3
87	4.3	5.9	4.8	8.0	11.1	14.8	16.9	15.9	16.3	11.5	7.9	6.1	10.3
88	7.2	6.3	6.3	8.4	12.3	14.7	16.0	15.9	14.3	11.5	5.6	5.9	10.4
89	5.3	6.7	7.5	9.5	10.9	14.3	17.6	18.1	14.4	10.3	6.9	6.5	10.7
1990	5.5	6.9	6.7	8.1	11.5	14.7	14.3	13.9	12.5	11.5	8.3	5.6	10.0

Mean values (hPa)

Period	I	II	III	IV	V	VI	VII	VIII	IX	X	XI	XII	Mean
1944-1950	4.9	5.4	6.4	8.9	12.9	14.8	16.8	16.0	13.9	9.9	8.0	5.7	10.3
1951-1960	5.3	5.5	6.5	8.5	11.7	15.3	16.8	16.3	13.9	10.7	7.9	6.6	10.4
1961-1970	4.8	5.6	6.5	8.8	11.6	15.5	16.0	16.5	14.3	11.2	8.5	5.4	10.4
1971-1980	5.6	6.1	6.8	8.0	11.6	14.7	16.0	16.5	13.6	10.0	7.5	6.0	10.2
1981-1990	5.2	5.4	6.5	8.2	12.0	14.6	16.5	16.2	14.4	11.0	7.3	6.2	10.3
1944-1970	5.0	5.5	6.5	8.7	12.0	15.3	16.5	16.3	14.0	10.7	8.1	5.9	10.4
1951-1980	5.2	5.8	6.6	8.4	11.7	15.2	16.3	16.4	13.9	10.6	8.0	6.0	10.4
1961-1990	5.2	5.7	6.6	8.3	11.7	14.9	16.2	16.4	14.1	10.7	7.8	5.9	10.3
1944-1990	5.2	5.6	6.6	8.5	11.9	15.0	16.4	16.3	14.0	10.6	7.8	6.0	10.3

ZAGREB-GRIC

TABLE 34

WATER VAPOUR PRESSURE

Monthly and annual maxima on the basis of data at the three observation times (hPa)

Year	I	II	III	IV	V	VI	VII	VIII	IX	X	XI	XII	Max.
1944	8.7	8.4	8.0	13.9	16.1	19.1	21.7	22.3	21.1	24.7	14.4	9.9	24.7
45	6.0	8.8	12.1	13.1	18.5	20.5	24.7	20.5	17.5	14.3	14.8	10.4	24.7
46	9.2	10.4	11.3	12.1	19.3	20.9	21.3	20.7	21.6	14.3	13.3	8.5	21.6
47	7.2	9.1	12.0	15.3	17.7	21.5	26.4	24.5	17.6	13.6	12.0	12.4	26.4
48	11.5	9.6	11.5	13.1	20.3	20.4	24.3	24.5	21.3	17.1	13.7	10.5	24.5
49	10.1	9.6	9.3	15.5	19.3	18.8	22.9	21.2	23.7	17.7	12.0	10.7	23.7
50	8.4	9.5	10.0	18.0	17.5	23.5	22.4	22.7	20.3	16.0	13.9	10.1	23.5
1951	9.7	9.9	13.1	13.6	19.1	23.3	23.5	26.3	21.7	15.9	14.0	8.8	26.3
52	8.1	7.9	12.7	14.4	17.7	20.4	22.4	25.7	19.2	19.7	11.5	11.9	25.7
53	8.9	7.9	8.7	14.0	18.5	22.7	22.3	18.9	21.5	19.3	10.3	10.5	22.7
54	7.3	8.9	11.1	14.1	16.4	23.5	23.5	22.1	21.5	16.3	12.9	11.7	23.5
55	10.1	10.4	11.6	11.2	15.6	20.7	26.5	21.6	19.6	16.0	10.7	11.1	26.5
56	10.4	4.8	9.3	12.9	20.1	20.7	21.6	23.5	22.5	16.3	9.5	8.7	23.5
57	7.1	10.4	10.4	12.3	17.5	22.0	22.1	23.5	19.7	13.9	14.0	11.5	23.5
58	11.3	11.5	10.9	11.1	17.6	19.7	23.2	21.9	18.0	20.1	13.2	12.1	23.2
59	11.1	8.1	12.3	14.1	18.1	21.5	22.5	24.1	18.0	13.6	11.6	12.7	24.1
60	9.5	11.3	11.6	12.9	17.3	19.5	23.1	24.1	19.6	18.3	14.0	11.9	24.1
1961	8.7	9.2	9.6	15.9	16.3	23.9	20.7	26.5	19.3	17.1	14.0	14.1	26.5
62	9.9	7.9	12.8	12.7	18.0	21.2	23.9	22.4	20.7	16.1	12.9	8.0	23.9
63	8.1	6.9	10.3	13.7	18.1	22.9	23.2	23.2	21.7	17.3	15.1	7.1	23.2
64	5.1	11.2	13.1	12.5	16.9	22.1	22.5	22.3	22.9	15.3	10.3	9.2	22.9
65	10.3	10.1	10.4	13.3	17.3	21.9	21.9	22.5	19.3	17.9	12.9	11.6	22.5
66	8.4	11.3	9.3	15.5	17.9	21.6	22.5	22.0	22.7	18.9	12.1	12.5	22.7
67	8.0	10.5	10.7	12.8	18.5	20.9	21.1	22.8	20.3	18.1	14.5	10.9	22.8
68	8.3	11.3	10.3	14.8	19.3	24.1	20.8	20.9	19.5	16.5	14.5	8.1	24.1
69	8.8	10.0	12.8	14.7	18.1	19.6	24.8	22.4	22.1	16.8	14.4	6.7	24.8
70	10.3	9.3	11.9	12.5	14.1	22.4	23.2	23.9	20.4	16.8	12.7	11.7	23.9
1971	8.8	9.1	11.9	12.4	16.1	20.5	22.5	24.9	16.0	14.3	12.0	8.5	24.9
72	7.2	10.0	11.5	13.6	16.3	20.3	24.4	27.6	21.6	15.1	12.8	10.5	27.6
73	6.5	9.3	9.9	12.0	17.5	25.5	22.1	21.6	18.7	17.2	11.2	10.9	25.5
74	9.9	10.1	11.3	13.2	16.3	19.7	21.6	25.1	20.5	12.7	11.3	9.7	25.1
75	9.1	8.5	10.7	15.6	19.9	23.2	25.7	22.1	24.3	20.3	10.9	10.1	25.7
76	8.3	7.7	7.6	12.1	16.1	18.4	21.1	19.5	19.3	18.1	13.7	11.2	21.1
77	10.3	11.9	12.3	13.3	18.9	19.5	21.5	21.5	18.1	15.5	13.3	10.0	21.5
78	8.0	11.7	12.0	12.0	17.6	18.8	20.8	24.0	19.1	15.6	9.7	10.8	24.0
79	11.2	9.7	12.5	11.9	17.5	21.3	21.9	24.1	19.2	17.1	12.4	10.7	24.1
80	8.7	9.7	10.3	11.2	14.3	20.8	24.1	24.3	19.7	16.8	11.5	8.8	24.3
1981	7.5	8.0	11.5	13.1	16.1	22.9	20.5	24.8	19.1	16.9	12.3	9.7	24.8
82	10.7	9.7	10.9	10.9	18.8	23.1	23.2	23.3	22.5	18.1	13.2	12.9	23.3
83	8.5	7.5	13.3	13.7	18.4	20.3	26.3	22.9	19.6	15.9	10.8	10.0	26.3
84	9.5	8.3	10.3	12.4	14.9	20.5	26.9	22.8	20.3	18.4	12.7	8.9	26.9
85	8.9	8.3	9.9	11.2	22.5	20.7	23.9	21.9	18.7	17.3	14.7	10.9	23.9
86	9.3	5.9	9.9	15.2	19.9	22.8	22.9	22.8	19.2	14.7	11.7	9.3	22.9
87	8.5	9.7	10.0	13.2	14.8	20.3	24.0	23.1	23.5	16.3	11.3	9.2	24.0
88	11.1	9.2	11.6	12.8	16.3	19.7	22.7	23.5	20.7	17.6	8.7	8.9	23.5
89	7.5	11.6	10.7	13.5	16.3	20.7	25.1	25.6	19.1	14.1	13.1	13.1	25.6
1990	10.0	10.4	11.9	13.1	19.1	21.5	19.9	19.1	19.1	18.1	13.9	9.7	21.5

Mean values (hPa)

Period	I	II	III	IV	V	VI	VII	VIII	IX	X	XI	XII	Max.
1944-1990	8.9	9.4	11.0	13.3	17.6	21.3	23.0	23.0	20.2	16.8	12.6	10.4	24.2

Highest values (hPa) with the year of occurrence

Period	I	II	III	IV	V	VI	VII	VIII	IX	X	XI	XII	Max.
1944-1950	11.5 1948	10.4 1946	12.1 1945	18.0 1950	20.3 1948	23.5 1950	26.4 1947	24.5 1948	23.7 1949	24.7 1944	14.8 1945	12.4 1947	26.4 1947
1951-1960	11.3 1958	11.5 1958	13.1 1951	14.4 1952	20.1 1956	23.5 1954	26.5 1955	26.3 1951	22.5 1956	20.1 1958	14.0 1951	12.7 1959	26.5 1955
1961-1970	10.3 1965 1970	11.3 1966 1968	13.1 1964	15.9 1961	19.3 1968	24.1 1968	24.8 1969	26.5 1961	22.9 1964	18.9 1966	15.1 1963	14.1 1961	26.5 1961
1971-1980	11.2 1979	11.9 1977	12.5 1979	15.6 1975	19.9 1975	25.5 1973	25.7 1975	27.6 1972	24.3 1975	20.3 1975	13.7 1976	11.2 1976	27.6 1972
1981-1990	11.1 1988	11.6 1989	13.3 1983	15.2 1986	22.5 1985	23.1 1982	26.9 1984	25.6 1989	23.5 1987	18.4 1984	14.7 1985	13.1 1989	26.9 1984
1951-1980	11.3 1958	11.9 1977	13.1 1951 1964	15.9 1961	20.1 1956	25.5 1973	26.5 1955	27.6 1972	24.3 1975	20.3 1975	15.1 1963	14.1 1961	27.6 1972
1961-1990	11.2 1979	11.9 1977	13.3 1983	15.9 1961	22.5 1985	25.5 1973	26.9 1984	27.6 1972	24.3 1975	20.3 1975	15.1 1963	14.1 1961	27.6 1972
1944-1990	11.5 1948	11.9 1977	13.3 1983	18.0 1950	22.5 1985	25.5 1973	26.9 1984	27.6 1972	24.3 1975	24.7 1944	15.1 1963	14.1 1961	27.6 1972

ZAGREB-GRİĆ

TABLE 35

WATER VAPOUR PRESSURE

Monthly and annual minima on the basis of data at the three observation hours (hPa)

Year	I	II	III	IV	V	VI	VII	VIII	IX	X	XI	XII	Min.
1944	2.7	2.4	2.9	3.2	6.4	9.3	12.9	10.7	8.9	7.3	4.3	2.8	2.4
45	1.7	2.8	2.7	4.8	6.3	8.9	10.1	10.5	7.9	6.3	4.7	2.4	1.7
46	2.3	3.2	3.1	4.7	6.8	9.9	9.3	10.7	9.6	3.5	5.3	1.6	1.6
47	1.2	2.0	3.2	4.4	6.0	9.6	10.4	8.9	6.9	3.1	5.1	3.1	1.2
48	3.3	2.3	3.6	4.1	8.0	8.9	10.3	10.8	7.6	5.9	2.9	2.8	2.3
49	2.9	1.2	1.5	3.1	5.3	8.0	9.2	8.0	7.7	5.9	5.1	3.2	1.2
50	2.0	2.4	4.4	5.3	7.3	8.9	11.9	8.9	9.9	6.0	4.8	4.0	2.0
1951	4.1	4.3	3.3	3.9	8.8	11.2	10.7	11.2	9.3	5.3	4.0	3.6	3.3
52	2.8	2.7	2.1	4.0	5.3	9.7	10.4	10.4	7.6	6.0	2.1	3.6	2.1
53	2.5	1.9	2.3	4.9	6.3	9.5	11.9	9.1	7.2	5.9	2.9	3.2	1.9
54	1.6	1.7	4.3	4.3	7.3	12.3	9.9	10.5	5.3	5.7	3.3	2.7	1.6
55	2.9	2.3	2.7	3.3	5.9	8.7	10.9	10.4	7.9	5.5	2.4	4.4	2.3
56	2.4	1.2	1.6	1.6	6.8	9.2	12.8	10.8	8.0	5.7	3.2	3.5	1.2
57	1.9	4.1	3.1	3.7	4.5	8.8	12.1	10.8	8.7	6.1	1.1	2.0	1.1
58	2.1	2.8	2.1	4.0	7.3	8.8	11.1	11.7	8.9	6.1	6.0	3.2	2.1
59	2.4	2.8	4.8	3.9	7.3	9.6	11.2	9.7	6.8	6.0	4.7	5.3	2.4
60	2.4	1.7	4.0	5.1	6.4	8.8	9.2	10.8	7.6	7.5	6.1	4.4	1.7
1961	1.7	4.0	2.5	7.3	7.5	10.8	10.9	10.0	7.6	7.1	4.0	1.6	1.6
62	1.9	2.4	1.7	4.0	4.7	5.6	9.9	11.2	8.5	7.2	4.0	1.5	1.5
63	1.6	1.2	1.6	5.1	7.6	9.9	11.2	11.7	9.3	6.5	4.3	2.1	1.2
64	1.9	2.1	2.8	5.3	7.6	9.2	10.0	10.1	5.7	7.1	3.7	3.1	1.9
65	4.1	1.9	3.1	4.3	6.1	9.9	9.9	9.1	8.0	5.6	2.8	4.0	1.9
66	1.9	4.5	2.9	6.1	7.3	8.3	10.3	10.5	7.7	4.9	4.8	4.4	1.9
67	1.7	2.0	3.7	3.9	7.9	9.7	12.1	10.3	10.7	5.9	4.1	2.4	1.7
68	0.9	3.1	2.0	3.6	7.3	10.1	9.9	8.0	7.3	5.3	5.3	2.8	0.9
69	1.7	2.4	3.6	3.6	8.4	9.7	8.9	12.1	9.7	6.8	2.9	2.0	1.7
70	3.3	2.4	3.2	2.8	5.3	8.4	9.5	12.5	7.2	5.2	5.6	2.8	2.4
1971	2.5	1.7	1.3	4.3	10.0	8.8	8.1	12.0	6.0	3.9	2.7	2.1	1.3
72	2.3	3.6	2.7	4.5	8.7	9.7	10.8	9.7	6.9	3.6	4.3	2.7	2.3
73	3.1	2.1	2.8	3.3	6.1	8.0	10.7	10.1	9.6	3.7	2.1	2.1	2.1
74	4.3	3.2	4.0	3.3	5.7	7.5	9.9	9.9	7.5	5.5	3.9	3.9	3.2
75	4.4	2.5	3.1	5.7	7.2	7.5	8.9	13.6	12.0	6.8	2.7	3.2	2.5
76	2.8	2.4	2.0	3.5	5.6	8.1	10.7	9.1	7.5	6.4	4.3	2.3	2.0
77	3.5	3.6	3.7	3.6	6.4	6.7	11.1	10.0	6.0	7.3	3.9	3.2	3.2
78	2.4	1.6	4.8	3.2	5.5	8.0	11.2	9.1	6.5	4.5	4.3	2.7	1.6
79	1.2	3.3	4.7	3.5	5.6	11.1	10.4	8.7	6.1	3.2	5.1	3.7	1.2
80	2.4	4.3	3.3	3.7	5.3	6.1	9.7	9.7	9.6	6.3	4.0	2.1	2.1
1981	1.9	2.9	3.5	3.7	6.1	9.9	8.8	8.3	9.5	6.4	2.9	2.7	1.9
82	1.7	6.3	3.6	4.0	4.7	9.6	10.7	11.2	11.7	8.1	2.9	3.2	1.7
83	2.8	2.0	2.9	4.3	8.8	8.3	11.5	11.1	7.5	5.6	2.3	2.3	2.0
84	2.8	2.5	2.1	4.0	8.3	8.4	9.9	9.5	9.3	6.7	4.8	3.2	2.1
85	1.3	1.5	4.1	5.1	6.5	9.7	10.8	9.9	8.5	4.8	4.0	3.9	1.3
86	3.1	1.9	2.9	3.9	9.7	9.6	11.1	9.9	8.0	6.3	3.5	2.5	1.9
87	1.5	2.3	1.7	4.3	6.3	10.0	10.7	10.1	6.5	5.5	5.3	2.7	1.5
88	4.7	2.9	3.1	3.1	7.5	8.7	11.1	10.1	10.0	4.7	2.7	2.3	2.3
89	3.7	4.3	2.9	5.9	5.2	8.8	11.5	8.9	8.1	6.5	2.8	2.7	2.7
1990	2.8	3.1	2.7	4.5	5.7	7.5	8.1	8.7	7.9	4.9	3.3	3.3	2.7

Mean values (hPa)

Period	I	II	III	IV	V	VI	VII	VIII	IX	X	XI	XII	Min.
1944-1990	2.5	2.7	3.0	4.2	6.7	9.0	10.5	10.2	8.1	5.7	3.9	3.0	1.9

Lowest values (hPa) with the year of occurrence

1944-1950	1.2 1947	1.2 1949	1.5 1949	3.1 1949	5.3 1949	8.0 1949	9.2 1949	8.0 1949	6.9 1947	3.1 1947	2.9 1948	1.6 1946	1.2 1947 1949
1951-1960	1.6 1954	1.2 1956	1.6 1956	1.6 1956	4.5 1957	8.7 1955	9.2 1960	9.1 1953	5.3 1954	5.3 1951	1.1 1957	2.0 1957	1.1 1957
1961-1970	0.9 1968	1.2 1963	1.6 1963	2.8 1970	4.7 1962	5.6 1962	8.9 1969	8.0 1968	5.7 1964	4.9 1966	2.8 1965	1.5 1962	0.9 1968
1971-1980	1.2 1979	1.6 1978	1.3 1971	3.2 1978	5.3 1980	6.1 1980	8.1 1971	8.7 1979	6.0 1971	3.2 1979	2.1 1973	2.1 1971	1.2 1979 1973 1980
1981-1990	1.3 1985	1.5 1985	1.7 1987	3.1 1988	4.7 1982	7.5 1990	8.1 1990	8.3 1981	6.5 1987	4.7 1988	2.3 1983	2.3 1983	1.3 1985 1988
1951-1980	0.9 1968	1.2 1956 1963	1.3 1971	1.6 1956	4.5 1957	5.6 1962	8.1 1971	8.0 1968	5.3 1954	3.2 1979	1.1 1957	1.5 1962	0.9 1968
1961-1990	0.9 1968	1.2 1963	1.3 1971	2.8 1970	4.7 1962 1982	5.6 1962	8.1 1971 1990	8.0 1968	5.7 1964	3.2 1979	2.1 1973	1.5 1962	0.9 1968
1944-1990	0.9 1968	1.2 1949 1956 1963	1.3 1971	1.6 1956	4.5 1957	5.6 1962	8.1 1971 1990	8.0 1949 1968	5.3 1954	3.1 1947	1.1 1957	1.5 1962	0.9 1968

ZAGREB-GRIČ

TABLE 36a

ATMOSPHERIC PRESSURE

Monthly and annual mean values (mmHg, 700+)

Year	I	II	III	IV	V	VI	VII	VIII	IX	X	XI	XII	Mean
1862	48.0	50.1	45.2	48.3	47.4	45.7	48.7	46.6	49.2	50.9	47.5	52.2	48.3
63	50.5	56.3	45.0	47.7	46.0	47.5	49.1	48.0	49.1	49.3	52.3	51.6	49.4
64	58.4	46.3	42.9	46.9	45.6	45.9	47.1	48.1	48.8	46.2	46.9	52.6	48.0
65	42.4	45.1	42.2	51.6	48.6	48.7	48.0	46.2	53.9	43.9	49.1	55.7	48.0
66	51.3	45.7	39.9	46.8	47.1	46.9	46.1	46.2	47.5	52.2	47.6	51.2	47.4
67	43.7	53.4	44.1	44.8	46.6	47.3	47.4	48.6	51.1	48.9	51.6	44.3	47.7
68	48.3	52.4	46.9	46.5	48.9	48.3	45.8	47.1	47.7	48.1	47.6	47.7	47.9
69	55.0	51.2	38.1	47.2	45.4	47.9	48.8	48.6	49.4	49.7	47.3	47.4	48.0
70	50.1	47.1	45.2	50.7	49.5	48.8	47.1	44.1	50.9	46.0	47.2	43.5	47.5
1871	46.2	52.2	50.9	45.8	47.1	44.6	47.2	49.1	47.9	50.2	45.9	52.9	48.3
72	47.8	51.5	46.3	44.9	46.0	46.5	46.8	46.5	47.9	47.1	47.7	46.9	47.2
73	49.8	49.0	45.5	44.0	44.9	47.1	48.7	48.9	49.4	48.1	47.9	55.3	48.2
74	54.0	50.0	52.0	45.2	43.5	48.8	47.6	47.2	50.9	51.4	47.6	41.9	48.3
75	51.8	48.2	50.2	47.7	48.6	47.0	46.6	48.9	50.7	44.9	44.5	49.7	48.2
76	56.3	47.2	41.4	46.0	47.5	45.3	48.8	47.9	46.7	49.2	48.4	43.4	47.3
77	50.5	46.5	43.0	42.3	44.8	49.7	47.8	47.5	48.6	50.3	47.8	49.6	47.4
78	50.4	55.0	46.5	44.9	46.1	47.0	45.7	45.2	47.2	47.7	45.0	43.4	47.0
79	49.5	39.6	47.6	39.8	45.3	46.7	45.9	47.3	48.2	49.6	49.1	56.5	47.1
80	56.8	50.4	52.0	44.5	45.4	45.7	47.3	45.3	49.0	47.0	51.1	49.0	48.6
1881	47.2	48.2	46.9	45.9	47.7	46.3	48.9	46.4	47.6	46.4	54.5	52.7	48.2
82	60.1	56.0	49.5	45.3	47.9	47.5	45.5	46.6	45.9	47.8	45.3	45.2	48.6
83	51.3	54.9	43.5	45.9	45.6	46.0	46.3	48.7	46.8	50.1	50.2	50.1	48.3
84	53.7	52.0	48.1	41.7	49.2	45.1	48.0	48.3	51.2	49.4	52.5	48.2	49.0
85	51.0	49.7	47.3	43.1	45.6	47.8	48.8	46.5	47.9	44.9	48.8	53.1	47.9
86	43.6	51.1	49.5	46.8	48.4	44.3	48.0	47.2	50.2	49.5	49.3	44.1	47.7
87	52.3	56.3	49.2	47.2	46.9	50.4	48.9	47.3	46.9	48.1	44.7	46.2	48.7
88	53.5	45.2	42.1	44.3	49.3	46.5	45.5	48.2	50.9	49.8	51.2	53.1	48.3
89	53.1	41.9	46.1	41.4	45.0	46.2	46.7	48.0	47.8	46.3	54.9	54.9	47.7
90	51.9	53.8	46.4	43.2	44.0	48.1	46.7	46.3	52.1	50.0	46.3	50.6	48.3
1891	50.6	59.4	45.7	45.9	44.3	47.8	47.1	47.7	51.5	48.0	48.5	52.5	49.1
92	45.9	44.2	46.9	45.5	47.0	47.3	47.2	48.8	49.5	46.2	54.0	48.6	47.6
93	48.4	46.8	50.2	49.9	47.3	46.4	45.9	49.3	47.9	49.5	47.3	52.7	48.5
94	52.8	51.5	48.0	45.5	44.6	47.5	47.6	48.3	49.0	46.9	53.0	50.0	48.7
95	40.4	45.1	43.6	46.5	48.2	48.0	47.4	48.9	52.4	46.2	52.9	45.2	47.1
96	56.0	55.6	45.5	47.7	46.4	46.8	47.5	46.6	46.7	47.4	49.5	48.1	48.6
97	46.0	52.2	44.6	45.2	43.1	47.8	46.1	47.5	48.8	52.6	56.5	53.7	48.7
98	58.1	46.9	44.2	45.7	44.7	47.2	47.8	49.7	50.8	47.5	49.8	53.7	48.8
99	48.2	49.8	49.3	45.6	47.1	46.9	48.6	49.0	46.3	52.8	54.7	49.4	49.0
1900	46.6	42.6	45.1	46.7	45.4	47.0	47.7	48.1	51.9	50.1	46.0	51.5	47.4
1901	53.3	48.5	43.3	47.5	47.5	47.1	46.6	47.8	47.6	47.8	50.9	44.3	47.7
02	51.5	46.6	45.8	46.9	45.9	46.0	48.3	47.7	50.2	48.6	51.2	50.6	48.3
03	53.9	54.9	50.1	42.5	46.3	45.6	46.6	48.5	50.8	47.0	48.3	46.8	48.4
04	52.8	42.2	46.8	47.7	48.9	48.1	48.5	48.3	49.1	49.3	49.4	49.0	48.3
05	54.8	52.0	46.4	44.6	48.3	46.4	48.1	47.3	47.6	46.8	44.7	54.7	48.5
06	52.2	44.5	45.7	48.9	44.5	46.8	47.5	49.2	50.3	50.1	49.6	45.8	47.9
07	54.0	47.8	50.6	41.9	46.9	46.7	46.9	49.2	51.4	47.3	51.5	47.5	48.5
08	53.2	48.0	47.5	43.4	49.2	48.1	46.8	47.3	50.8	54.0	51.9	50.3	49.2
09	53.6	48.3	41.1	48.1	48.6	46.1	46.6	47.0	47.6	49.0	46.1	45.5	47.3
10	47.3	46.3	50.2	45.2	43.4	45.3	45.2	47.2	48.8	51.0	43.1	47.0	46.7

Year	I	II	III	IV	V	VI	VII	VIII	IX	X	XI	XII	Mean
1911	54.0	51.8	46.6	46.3	45.2	48.9	50.5	47.9	49.5	50.0	48.0	49.5	49.0
12	50.4	46.1	47.0	47.4	46.7	46.1	46.6	46.1	49.0	49.9	48.7	53.2	48.1
13	51.5	53.9	51.4	44.9	46.1	48.7	45.3	47.5	48.6	50.8	50.1	49.0	49.0
14	51.3	50.7	43.8	50.6	48.2	43.0	45.1	49.2	49.0	48.6	47.8	48.5	48.0
15	39.8	46.1	44.4	46.8	47.2	47.1	47.1	47.3	49.2	48.3	47.2	47.0	46.5
16	53.5	47.1	41.0	44.4	46.9	46.0	46.7	46.5	47.2	50.3	48.1	43.7	46.8
17	43.4	50.9	43.5	44.7	49.2	49.9	48.1	46.2	51.1	46.4	50.6	50.3	47.9
18	52.5	55.3	49.4	44.3	47.5	47.4	47.1	48.0	47.7	48.5	51.9	48.6	49.0
19	46.9	44.4	44.8	44.4	48.1	48.7	46.7	49.2	49.6	48.9	44.2	47.1	46.9
20	48.8	55.7	49.0	44.9	49.5	46.6	47.8	48.0	49.6	50.9	56.0	49.6	49.7
1921	50.2	52.8	52.4	46.1	46.1	46.8	47.9	45.9	51.0	52.3	50.1	49.8	49.3
22	46.0	49.8	46.1	42.9	50.4	46.0	46.8	47.4	45.7	46.5	49.9	48.3	47.2
23	50.4	44.1	48.0	43.6	47.8	48.0	49.3	48.2	50.7	47.3	45.3	45.9	47.4
24	51.1	44.9	46.5	44.7	47.8	47.0	46.8	46.5	48.1	51.0	52.9	54.6	48.5
25	59.5	47.7	47.2	44.9	45.0	46.4	46.5	47.1	48.5	48.9	45.8	47.4	47.9
26	49.8	49.2	48.1	46.9	44.3	44.9	45.9	49.8	51.2	47.1	47.7	49.5	47.9
27	47.6	52.5	45.8	45.9	47.7	47.4	45.9	47.2	46.6	50.5	50.0	47.8	47.9
28	52.1	53.3	48.2	43.7	44.0	48.4	49.6	48.0	49.5	49.6	45.4	49.3	48.4
29	52.8	50.5	53.6	45.3	46.2	47.8	49.2	47.8	51.1	47.2	48.5	50.0	49.2
30	50.9	49.8	45.8	41.3	46.3	47.6	45.1	48.4	48.0	47.5	48.6	49.1	47.4
1931	46.5	45.2	46.6	45.6	46.5	48.7	46.0	45.6	48.3	50.4	51.0	53.3	47.8
32	58.2	53.1	48.7	43.9	45.3	47.3	45.5	49.7	48.6	45.3	52.5	56.2	49.5
33	52.8	47.3	50.2	48.2	45.1	43.8	49.3	48.6	49.4	47.9	46.1	49.2	48.2
34	54.3	53.8	42.8	45.0	47.9	46.6	46.0	45.9	49.8	49.9	50.2	46.6	48.2
35	49.9	44.1	50.9	44.2	47.0	48.8	48.5	47.4	49.2	46.2	49.0	42.7	47.3
36	44.6	42.0	46.2	43.7	44.1	46.7	46.7	49.4	49.1	48.0	49.9	54.5	47.1
37	51.3	43.3	41.7	44.0	48.7	47.8	46.9	46.4	47.4	49.9	47.6	45.6	46.7
38	48.0	53.4	53.1	48.0	46.5	49.0	47.6	45.3	49.9	48.7	51.2	48.0	49.1
39	45.5	52.1	44.4	46.4	43.6	46.4	47.6	47.7	47.7	45.1	49.7	48.6	47.1
40	49.6	48.1	47.4	46.3	44.6	46.0	47.0	49.5	48.6	47.3	47.3	50.4	47.7
1941	44.4	41.7	46.5	44.4	45.0	48.2	47.5	46.6	51.8	49.0	51.4	51.6	47.3
42	47.7	46.4	49.0	47.4	46.9	48.3	48.0	49.0	48.9	50.0	50.5	52.5	48.7
43	48.5	53.7	51.5	50.5	49.3	49.2	47.1	48.3	48.6	50.7	48.0	52.7	49.8
44	53.5	44.1	44.9	48.8	49.3	45.6	46.4	48.6	50.8	45.0	45.6	50.4	47.8
45	44.9	54.5	53.6	48.6	46.8	49.7	47.6	45.0	49.4	51.2	49.1	46.5	48.9
46	55.5	46.5	47.3	48.8	44.9	48.1	48.3	46.2	49.7	49.6	47.7	49.0	48.5
47	50.9	42.5	44.4	51.5	48.3	47.6	47.6	48.0	49.9	52.7	46.9	45.6	48.0
48	42.9	51.4	56.1	46.3	46.0	46.1	47.3	47.2	49.5	50.7	54.8	56.8	49.6
49	53.3	55.9	49.3	49.5	45.6	47.8	48.2	49.6	51.1	52.3	44.3	48.7	49.6
50	51.9	48.2	49.8	43.4	48.0	49.0	47.0	46.5	47.5	50.5	45.9	43.5	47.6
1951	45.8	44.5	43.6	48.5	44.7	47.4	48.6	47.1	48.9	51.8	45.5	51.7	47.3
52	46.3	46.5	45.9	48.4	48.0	49.1	48.5	46.5	46.8	47.3	45.2	47.0	47.1
53	48.6	47.4	56.2	46.6	47.0	44.7	47.7	49.8	49.6	51.3	56.3	54.9	50.0
54	48.4	47.7	45.9	47.7	45.3	46.7	45.8	46.3	49.2	50.6	49.6	47.8	47.6
55	47.2	40.6	47.1	49.6	48.7	47.8	46.1	47.9	48.7	47.8	51.1	46.7	47.4
56	48.3	47.5	49.7	43.9	49.7	47.5	47.2	46.1	50.2	50.8	50.0	53.5	48.7
57	53.5	46.6	49.5	48.1	46.1	48.4	46.4	47.8	47.9	51.6	50.8	49.0	48.8
58	48.6	46.3	43.6	46.4	48.5	45.9	47.2	47.4	50.5	51.0	51.5	44.3	47.6
59	47.0	60.4	49.6	45.4	46.5	48.1	47.5	48.0	50.9	51.1	49.2	44.2	49.0
60	48.4	47.7	46.5	47.1	48.2	49.0	46.9	46.3	48.5	44.5	46.8	44.8	47.1
1961	51.1	53.9	52.7	44.8	45.7	47.9	48.0	49.6	50.7	49.2	46.9	48.5	49.1
62	50.8	49.6	43.4	46.4	46.8	49.9	47.7	48.7	49.2	51.4	47.3	48.1	48.3
63	49.5	44.4	48.0	45.6	46.3	46.2	48.5	45.4	49.2	51.7	46.1	51.6	47.7
64	59.7	48.9	45.8	47.1	49.0	47.3	48.8	47.4	51.0	48.2	50.0	48.3	49.3
65	46.2	48.9	48.4	43.1	46.0	47.1	46.4	48.0	47.8	52.8	45.1	44.0	47.0
66	47.3	43.9	48.6	44.3	48.3	47.2	45.8	47.0	49.5	45.1	47.9	45.6	46.7
67	50.5	51.4	49.3	45.3	46.0	49.1	49.2	48.2	47.2	49.8	50.7	47.5	48.7
68	46.6	46.8	48.3	48.2	47.1	48.0	48.5	45.8	47.4	51.5	47.9	47.4	47.8
69	49.7	43.4	45.9	47.4	46.5	44.9	50.3	47.0	49.4	53.3	45.6	46.0	47.4
70	46.4	43.3	44.3	45.6	47.0	47.8	47.1	46.8	50.6	50.5	48.2	51.6	47.4

Year	I	II	III	IV	V	VI	VII	VIII	IX	X	XI	XII	Mean
1971	49.1	48.0	45.5	45.5	45.4	45.4	48.6	47.9	51.6	55.3	46.3	54.5	48.6
72	50.3	47.8	48.1	43.2	45.8	46.7	46.8	47.8	49.4	50.5	50.0	58.3	48.7
73	53.7	45.4	51.1	44.9	48.9	48.4	45.7	50.0	49.1	50.6	51.3	49.1	49.0
74	53.1	45.3	48.3	44.9	45.0	45.7	47.8	48.2	47.5	44.2	48.8	51.0	47.5
75	51.8	54.3	42.8	46.6	45.9	46.7	47.0	48.0	50.2	51.2	49.9	53.1	49.0
76	47.3	53.5	50.2	45.8	47.5	49.4	46.3	49.3	47.9	45.5	48.7	45.2	48.0
77	47.7	45.3	50.4	46.1	47.3	45.8	46.0	46.0	51.6	51.8	46.1	53.2	48.1
78	47.9	43.9	46.0	43.2	45.9	46.5	48.1	48.8	48.2	52.4	57.0	45.3	47.8
79	46.0	45.3	44.5	44.8	49.2	47.7	49.3	46.9	50.4	50.2	47.8	47.6	47.5
80	49.6	52.4	44.8	46.3	45.0	45.6	45.8	48.0	51.4	46.7	48.5	49.7	47.8
1981	50.0	50.3	45.4	48.1	45.9	47.7	47.8	48.9	49.0	46.8	52.1	39.7	47.6
82	51.8	53.4	49.3	47.6	50.5	47.1	48.0	47.8	50.5	47.7	51.6	47.7	49.4
83	53.8	49.5	48.5	44.8	44.5	49.3	48.1	48.0	49.6	52.9	51.1	51.3	49.3
84	47.6	50.3	46.6	47.4	42.8	47.7	49.2	48.6	45.0	51.3	48.5	54.3	48.3
85	46.3	51.4	47.1	45.3	44.7	46.8	48.9	47.7	51.5	54.3	47.3	49.8	48.4
86	45.2	46.1	50.0	43.9	49.1	47.3	48.5	47.5	51.0	51.4	53.9	50.7	48.7
87	48.3	47.3	48.3	48.7	45.0	47.1	47.1	47.7	49.1	51.0	48.0	51.8	48.3
88	47.7	45.9	43.8	47.1	46.4	45.2	47.4	46.8	49.2	51.2	52.2	51.0	47.8
89	60.0	51.9	48.2	42.7	49.2	46.9	48.6	46.2	48.7	50.7	49.5	50.2	49.4
1990	55.1	48.8	54.2	45.5	49.2	46.4	48.5	49.3	48.0	48.3	46.7	49.5	49.1

Mean values (mmHg, 700+)

Period	I	II	III	IV	V	VI	VII	VIII	IX	X	XI	XII	Mean
1862-1870	49.7	49.7	43.3	47.8	47.2	47.4	47.6	47.1	49.7	48.4	48.6	49.6	48.0
1871-1880	51.3	49.0	47.5	44.5	45.9	46.8	47.2	47.4	48.6	48.6	47.5	48.9	47.8
1881-1890	51.8	50.9	46.9	44.5	47.0	46.8	47.3	47.4	48.7	48.2	49.8	49.8	48.3
1891-1900	49.3	49.4	46.3	46.4	45.8	47.3	47.3	48.4	49.5	48.7	51.2	50.5	48.4
1901-1910	52.7	47.9	46.8	45.7	47.0	46.6	47.1	48.0	49.4	49.1	48.7	48.2	48.1
1911-1920	49.2	50.2	46.1	45.9	47.5	47.2	47.1	47.6	49.0	49.3	49.3	48.6	48.1
1921-1930	51.0	49.5	48.2	44.5	46.6	47.0	47.3	47.6	49.0	48.8	48.4	49.2	48.1
1931-1940	50.1	48.2	47.2	45.5	45.9	47.1	47.1	47.6	48.8	47.9	49.4	49.5	47.9
1941-1950	49.4	48.5	49.2	47.9	47.0	48.0	47.5	47.5	49.7	50.2	48.4	49.7	48.6
1951-1960	48.2	47.5	47.8	47.2	47.3	47.5	47.2	47.3	49.1	49.8	49.6	48.4	48.1
1961-1970	49.8	47.4	47.5	45.8	46.9	47.5	48.0	47.4	49.2	50.4	47.6	47.9	47.9
1971-1980	49.6	48.1	47.2	45.1	46.6	46.8	47.1	48.1	49.7	49.8	49.4	50.7	48.2
1981-1990	50.6	49.5	48.1	46.1	46.7	47.2	48.2	47.8	49.2	50.6	50.1	49.6	48.6
1862-1890	51.0	49.9	46.0	45.5	46.7	47.0	47.4	47.3	49.0	48.4	48.6	49.4	48.0
1871-1900	50.8	49.8	46.9	45.1	46.2	47.0	47.3	47.7	49.0	48.5	49.5	49.7	48.1
1881-1910	51.2	49.4	46.6	45.5	46.6	46.9	47.2	47.9	49.2	48.7	49.9	49.5	48.2
1891-1920	50.4	49.2	46.4	46.0	46.7	47.0	47.2	48.0	49.3	49.0	49.7	49.1	48.2
1901-1930	51.0	49.2	47.0	45.4	47.0	47.0	47.2	47.7	49.2	49.0	48.8	48.7	48.1
1911-1940	50.1	49.3	47.2	45.3	46.6	47.1	47.2	47.6	49.0	48.6	49.0	49.1	48.0
1921-1950	50.2	48.7	48.2	46.0	46.5	47.4	47.3	47.6	49.2	48.9	48.8	49.5	48.2
1931-1960	49.2	48.1	48.1	46.9	46.7	47.5	47.3	47.5	49.2	49.3	49.2	49.2	48.2
1941-1970	49.1	47.8	48.2	47.0	47.0	47.7	47.6	47.4	49.3	50.1	48.5	48.7	48.2
1951-1980	49.2	47.7	47.5	46.0	46.9	47.3	47.5	47.6	49.4	50.0	48.9	49.0	48.1
1961-1990	50.0	48.4	47.6	45.7	46.7	47.2	47.8	47.8	49.4	50.2	49.0	49.4	48.3
1862-1990	50.2	48.9	47.1	45.9	46.7	47.2	47.4	47.6	49.2	49.2	49.1	49.3	48.2

ZAGREB-GRİÇ

TABLE 36b

ATMOSPHERIC PRESSURE

Monthly and annual mean values (hPa)

Year	I	II	III	IV	V	VI	VII	VIII	IX	X	XI	XII	Mean
1862	997.3	1000.1	993.5	997.7	996.5	994.2	998.2	995.4	998.9	1001.1	996.6	1002.9	997.7
63	1000.6	1008.3	993.3	996.9	994.6	996.6	998.7	997.3	998.7	999.0	1003.0	1002.1	999.1
64	1011.1	995.0	990.5	995.8	994.1	994.5	996.1	997.4	998.3	994.9	995.8	1003.4	997.3
65	989.8	993.4	989.5	1002.1	998.1	998.2	997.3	994.9	1005.1	991.8	998.7	1007.5	997.3
66	1001.7	994.2	986.5	995.7	996.1	995.8	994.7	994.9	996.6	1002.9	996.7	1001.5	996.5
67	991.5	1004.5	992.1	993.0	995.4	996.3	996.5	998.1	1001.4	998.5	1002.1	992.3	996.9
68	997.7	1003.1	995.8	995.3	998.5	997.7	994.3	996.1	996.9	997.4	996.7	996.9	997.1
69	1006.6	1001.5	984.1	996.2	993.8	997.1	998.3	998.1	999.1	999.5	996.3	996.5	997.3
70	1000.1	996.1	993.5	1000.9	999.3	998.3	996.1	992.1	1001.1	994.6	996.2	991.3	996.6
1871	994.9	1002.9	1001.1	994.3	996.1	992.7	996.2	998.7	997.1	1000.2	994.5	1003.8	997.7
72	997.0	1001.9	995.0	993.1	994.6	995.3	995.7	995.3	997.1	996.1	996.9	995.8	996.2
73	999.7	998.6	993.9	991.9	993.1	996.1	998.2	998.5	999.1	997.4	997.1	1007.0	997.5
74	1005.3	999.9	1002.6	993.5	991.3	998.3	996.7	996.2	1001.1	1001.8	996.7	989.1	997.7
75	1002.3	997.5	1000.2	996.9	998.1	995.9	995.4	998.5	1000.9	993.1	992.6	999.5	997.5
76	1008.3	996.2	988.5	994.6	996.6	993.7	998.3	997.1	995.5	998.9	997.8	991.1	996.3
77	1000.6	995.3	990.6	989.7	993.0	999.5	997.0	996.6	998.1	1000.3	997.0	999.4	996.5
78	1000.5	1006.6	995.3	993.1	994.7	995.9	994.2	993.5	996.2	996.9	993.3	991.1	995.9
79	999.3	986.1	996.7	986.3	993.7	995.5	994.5	996.3	997.5	999.4	998.7	1008.6	996.1
80	1009.0	1000.5	1002.6	992.6	993.8	994.2	996.3	993.7	998.6	995.9	1001.4	998.6	998.1
1881	996.2	997.5	995.8	994.5	996.9	995.0	998.5	995.1	996.7	995.1	1005.9	1003.5	997.5
82	1013.4	1007.9	999.3	993.7	997.1	996.6	993.9	995.4	994.5	997.0	993.7	993.5	998.1
83	1001.7	1006.5	991.3	994.5	994.1	994.6	995.0	998.2	995.7	1000.1	1000.2	1000.1	997.7
84	1004.9	1002.6	997.4	988.9	998.9	993.4	997.3	997.7	1001.5	999.1	1003.3	997.5	998.6
85	1001.3	999.5	996.3	990.7	994.1	997.0	998.3	995.3	997.1	993.1	998.3	1004.1	997.1
86	991.4	1001.4	999.3	995.7	997.8	992.3	997.3	996.2	1000.2	999.3	999.0	992.1	996.9
87	1003.0	1008.3	998.9	996.2	995.8	1000.5	998.5	996.3	995.8	997.4	992.9	994.9	998.2
88	1004.6	993.5	989.4	992.3	999.0	995.3	993.9	997.5	1001.1	999.7	1001.5	1004.1	997.7
89	1004.1	989.1	994.7	988.5	993.3	994.9	995.5	997.3	997.0	995.0	1006.5	1006.5	996.9
90	1002.5	1005.0	995.1	990.9	991.9	997.4	995.5	995.0	1002.7	999.9	995.0	1000.7	997.7
1891	1000.7	1012.5	994.2	994.5	992.3	997.0	996.1	996.9	1001.9	997.3	997.9	1003.3	998.7
92	994.5	992.2	995.8	993.9	995.9	996.3	996.2	998.3	999.3	994.9	1005.3	998.1	996.7
93	997.8	995.7	1000.2	999.8	996.3	995.1	994.5	999.0	997.1	999.3	996.3	1003.5	997.9
94	1003.7	1001.9	997.3	993.9	992.7	996.6	996.7	997.7	998.6	995.8	1003.9	999.9	998.2
95	987.1	993.4	991.4	995.3	997.5	997.3	996.5	998.5	1003.1	994.9	1003.8	993.5	996.1
96	1007.9	1007.4	993.9	996.9	995.1	995.7	996.6	995.4	995.5	996.5	999.3	997.4	998.1
97	994.6	1002.9	992.7	993.5	990.7	997.0	994.7	996.6	998.3	1003.4	1008.6	1004.9	998.2
98	1010.7	995.8	992.2	994.2	992.9	996.2	997.0	999.5	1001.0	996.6	999.7	1004.9	998.3
99	997.5	999.7	999.0	994.1	996.1	995.8	998.1	998.6	995.0	1003.7	1006.2	999.1	998.6
1900	995.4	990.1	993.4	995.5	993.8	995.9	996.9	997.4	1002.5	1000.1	994.6	1001.9	996.5
1901	1004.3	997.9	991.0	996.6	996.6	996.1	995.4	997.0	996.7	997.0	1001.1	992.3	996.9
02	1001.9	995.4	994.3	995.8	994.5	994.6	997.7	996.9	1000.2	998.1	1001.5	1000.7	997.7
03	1005.1	1006.5	1000.1	989.9	995.0	994.1	995.4	997.9	1001.0	995.9	997.7	995.7	997.8
04	1003.7	989.5	995.7	996.9	998.5	997.4	997.9	997.7	998.7	999.0	999.1	998.6	997.7
05	1006.3	1002.6	995.1	992.7	997.7	995.1	997.4	996.3	996.7	995.7	992.9	1006.2	997.9
06	1002.9	992.6	994.2	998.5	992.6	995.7	996.6	998.9	1000.3	1000.1	999.4	994.3	997.1
07	1005.3	997.0	1000.7	989.1	995.8	995.5	995.8	998.9	1001.8	996.3	1001.9	996.6	997.9
08	1004.2	997.3	996.6	991.1	998.9	997.4	995.7	996.3	1001.0	1005.3	1002.5	1000.3	998.9
09	1004.7	997.7	988.1	997.4	998.1	994.7	995.4	995.9	996.7	998.6	994.7	993.9	996.3
10	996.3	995.0	1000.2	993.5	991.1	993.7	993.5	996.2	998.3	1001.3	990.7	995.9	995.5

Year	I	II	III	IV	V	VI	VII	VIII	IX	X	XI	XII	Mean
1911	1005.3	1002.3	995.4	995.0	993.5	998.5	1000.6	997.1	999.3	999.9	997.3	999.3	998.6
12	1000.5	994.7	995.9	996.5	995.5	994.7	995.4	994.7	998.6	999.8	998.2	1004.2	997.4
13	1001.9	1005.1	1001.8	993.1	994.7	998.2	993.7	996.6	998.1	1001.0	1000.1	998.6	998.6
14	1001.7	1000.9	991.7	1000.7	997.5	990.6	993.4	998.9	998.6	998.1	997.0	997.9	997.3
15	986.3	994.7	992.5	995.7	996.2	996.1	996.1	996.3	998.9	997.7	996.2	995.9	995.3
16	1004.6	996.1	987.9	992.5	995.8	994.6	995.5	995.3	996.2	1000.3	997.4	991.5	995.7
17	991.1	1001.1	991.3	992.9	998.9	999.8	997.4	994.9	1001.4	995.1	1000.7	1000.3	997.1
18	1003.3	1007.0	999.1	992.3	996.6	996.5	996.1	997.3	996.9	997.9	1002.5	998.1	998.6
19	995.8	992.5	993.0	992.5	997.4	998.2	995.5	998.9	999.4	998.5	992.2	996.1	995.8
20	998.3	1007.5	998.6	993.1	999.3	995.4	997.0	997.3	999.4	1001.1	1007.9	999.4	999.5
1921	1000.2	1003.7	1003.1	994.7	994.7	995.7	997.1	994.5	1001.3	1003.0	1000.1	999.7	999.0
22	994.6	999.7	994.7	990.5	1000.5	994.6	995.7	996.5	994.2	995.3	999.8	997.7	996.2
23	1000.5	992.1	997.3	991.4	997.0	997.3	999.0	997.5	1000.9	996.3	993.7	994.5	996.5
24	1001.4	993.1	995.3	992.9	997.0	995.9	995.7	995.3	997.4	1001.3	1003.8	1006.1	997.9
25	1012.6	996.9	996.2	993.1	993.3	995.1	995.3	996.1	997.9	998.5	994.3	996.5	997.1
26	999.7	998.9	997.4	995.8	992.3	993.1	994.5	999.7	1001.5	996.1	996.9	999.3	997.1
27	996.7	1003.3	994.3	994.5	996.9	996.5	994.5	996.2	995.4	1000.6	999.9	997.0	997.1
28	1002.7	1004.3	997.5	991.5	991.9	997.8	999.4	997.3	999.3	999.4	993.8	999.0	997.8
29	1003.7	1000.6	1004.7	993.7	994.9	997.0	998.9	997.0	1001.4	996.2	997.9	999.9	998.9
30	1001.1	999.7	994.3	988.3	995.0	996.7	993.4	997.8	997.3	996.6	998.1	998.7	996.5
1931	995.3	993.5	995.4	994.1	995.3	998.2	994.6	994.1	997.7	1000.5	1001.3	1004.3	997.0
32	1010.9	1004.1	998.2	991.8	993.7	996.3	993.9	999.5	998.1	993.7	1003.3	1008.2	999.3
33	1003.7	996.3	1000.2	997.5	993.4	991.7	999.0	998.1	999.1	997.1	994.7	998.9	997.5
34	1005.7	1005.0	990.3	993.3	997.1	995.4	994.6	994.5	999.7	999.8	1000.2	995.4	997.5
35	999.8	992.1	1001.1	992.2	995.9	998.3	997.9	996.5	998.9	994.9	998.6	990.2	996.3
36	992.7	989.3	994.9	991.5	992.1	995.5	995.5	999.1	998.7	997.3	999.8	1005.9	996.1
37	1001.7	991.0	988.9	991.9	998.2	997.0	995.8	995.1	996.5	999.8	996.7	994.1	995.5
38	997.3	1004.5	1004.1	997.3	995.3	998.6	996.7	993.7	999.8	998.2	1001.5	997.3	998.7
39	993.9	1002.7	992.5	995.1	991.4	995.1	996.7	996.9	996.9	993.4	999.5	998.1	996.1
40	999.4	997.4	996.5	995.0	992.7	994.6	995.9	999.3	998.1	996.3	996.3	1000.5	996.9
1941	992.5	988.9	995.3	992.5	993.3	997.5	996.6	995.4	1002.3	998.6	1001.8	1002.1	996.3
42	996.9	995.1	998.6	996.5	995.8	997.7	997.3	998.6	998.5	999.9	1000.6	1003.3	998.2
43	997.9	1004.9	1001.9	1000.6	999.0	998.9	996.1	997.7	998.1	1000.9	997.3	1003.5	999.7
44	1004.6	992.1	993.1	998.3	999.0	994.1	995.1	998.1	1001.0	993.3	994.1	1000.5	997.0
45	993.1	1005.9	1004.7	998.1	995.7	999.5	996.7	993.3	999.1	1001.5	998.7	995.3	998.5
46	1007.3	995.3	996.3	998.3	993.1	997.4	997.7	994.9	999.5	999.4	996.9	998.6	997.9
47	1001.1	989.9	992.5	1001.9	997.7	996.7	996.7	997.3	999.8	1003.5	995.8	994.1	997.3
48	990.5	1001.8	1008.1	995.0	994.6	994.7	996.3	996.2	999.3	1000.9	1006.3	1009.0	999.4
49	1004.3	1007.8	999.0	999.3	994.1	997.0	997.5	999.4	1001.4	1003.0	992.3	998.2	999.4
50	1002.5	997.5	999.7	991.1	997.3	998.6	995.9	995.3	996.6	1000.6	994.5	991.3	996.7
1951	994.3	992.6	991.4	997.9	992.9	996.5	998.1	996.1	998.5	1002.3	993.9	1002.2	996.3
52	995.0	995.3	994.5	997.8	997.3	998.7	997.9	995.3	995.7	996.3	993.5	995.9	996.1
53	998.1	996.5	1008.2	995.4	995.9	992.9	996.9	999.7	999.4	1001.7	1008.3	1006.5	999.9
54	997.8	996.9	994.5	996.9	993.7	995.5	994.3	995.0	998.9	1000.7	999.4	997.0	996.7
55	996.2	987.4	996.1	999.4	998.2	997.0	994.7	997.1	998.2	997.0	1001.4	995.5	996.5
56	997.7	996.6	999.5	991.8	999.5	996.6	996.2	994.7	1000.2	1001.0	999.9	1004.6	998.2
57	1004.6	995.4	999.3	997.4	994.7	997.8	995.1	997.0	997.1	1002.1	1001.0	998.6	998.3
58	998.1	995.0	991.4	995.1	997.9	994.5	996.2	996.5	1000.6	1001.3	1001.9	992.3	996.7
59	995.9	1013.8	999.4	993.8	995.3	997.4	996.6	997.3	1001.1	1001.4	998.9	992.2	998.6
60	997.8	996.9	995.3	996.1	997.5	998.6	995.8	995.0	997.9	992.6	995.7	993.0	996.1
1961	1001.4	1005.1	1003.5	993.0	994.2	997.1	997.3	999.4	1000.9	998.9	995.8	997.9	998.7
62	1001.0	999.4	991.1	995.1	995.7	999.8	996.9	998.2	998.9	1001.8	996.3	997.4	997.7
63	999.3	992.5	997.3	994.1	995.0	994.9	997.9	993.8	998.9	1002.2	994.7	1002.1	996.9
64	1012.9	998.5	994.3	996.1	998.6	996.3	998.3	996.5	1001.3	997.5	999.9	997.7	999.0
65	994.9	998.5	997.8	990.7	994.6	996.1	995.1	997.3	997.0	1003.7	993.4	991.9	995.9
66	996.3	991.8	998.1	992.3	997.7	996.2	994.3	995.9	999.3	993.4	997.1	994.1	995.5
67	1000.6	1001.8	999.0	993.7	994.6	998.7	998.9	997.5	996.2	999.7	1000.9	996.6	998.2
68	995.4	995.7	997.7	997.5	996.1	997.3	997.9	994.3	996.5	1001.9	997.1	996.5	997.0
69	999.5	991.1	994.5	996.5	995.3	993.1	1000.3	995.9	999.1	1004.3	994.1	994.6	996.5
70	995.1	991.0	992.3	994.1	995.9	997.0	996.1	995.7	1000.7	1000.6	997.5	1002.1	996.5

Year	I	II	III	IV	V	VI	VII	VIII	IX	X	XI	XII	Mean
1971	998.7	997.3	993.9	993.9	993.8	993.8	998.1	997.1	1002.1	1007.0	995.0	1005.9	998.1
72	1000.3	997.0	997.4	990.9	994.3	995.5	995.7	997.0	999.1	1000.6	999.9	1011.0	998.2
73	1004.9	993.8	1001.4	993.1	998.5	997.8	994.2	999.9	998.7	1000.7	1001.7	998.7	998.6
74	1004.1	993.7	997.7	993.1	993.3	994.2	997.0	997.5	996.6	992.2	998.3	1001.3	996.6
75	1002.3	1005.7	990.3	995.4	994.5	995.5	995.9	997.3	1000.2	1001.5	999.8	1004.1	998.6
76	996.3	1004.6	1000.2	994.3	996.6	999.1	995.0	999.0	997.1	993.9	998.2	993.5	997.3
77	996.9	993.7	1000.5	994.7	996.3	994.3	994.6	994.6	1002.1	1002.3	994.7	1004.2	997.4
78	997.1	991.8	994.6	990.9	994.5	995.3	997.4	998.3	997.5	1003.1	1009.3	993.7	997.0
79	994.6	993.7	992.6	993.0	998.9	996.9	999.0	995.8	1000.5	1000.2	997.0	996.7	996.6
80	999.4	1003.1	993.0	995.0	993.3	994.1	994.3	997.3	1001.8	995.5	997.9	999.5	997.0
1981	999.9	1000.3	993.8	997.4	994.5	996.9	997.0	998.5	998.6	995.7	1002.7	986.2	996.7
82	1002.3	1004.5	999.0	996.7	1000.6	996.1	997.3	997.0	1000.6	996.9	1002.1	996.9	999.1
83	1005.0	999.3	997.9	993.0	992.6	999.0	997.4	997.3	999.4	1003.8	1001.4	1001.7	999.0
84	996.7	1000.3	995.4	996.5	990.3	996.9	998.9	998.1	993.3	1001.7	997.9	1005.7	997.7
85	995.0	1001.8	996.1	993.7	992.9	995.7	998.5	996.9	1001.9	1005.7	996.3	999.7	997.8
86	993.5	994.7	999.9	991.8	998.7	996.3	997.9	996.6	1001.3	1001.8	1005.1	1000.9	998.2
87	997.7	996.3	997.7	998.2	993.3	996.1	996.1	996.9	998.7	1001.3	997.3	1002.3	997.7
88	996.9	994.5	991.7	996.1	995.1	993.5	996.5	995.7	998.9	1001.5	1002.9	1001.3	997.0
89	1013.2	1002.5	997.5	990.2	998.9	995.8	998.1	994.9	998.2	1000.9	999.3	1000.2	999.1
1990	1006.7	998.3	1005.5	993.9	998.9	995.1	997.9	999.0	997.3	997.7	995.5	999.3	998.7

Mean values (hPa)

Period	I	II	III	IV	V	VI	VII	VIII	IX	X	XI	XII	Mean
1862-1870	999.6	999.6	991.0	997.0	996.2	996.5	996.7	996.0	999.6	997.7	998.0	999.4	997.3
1871-1880	1001.7	998.5	996.6	992.6	994.5	995.7	996.2	996.4	998.1	998.0	996.6	998.4	996.9
1881-1890	1002.3	1001.1	995.7	992.6	995.9	995.7	996.4	996.4	998.2	997.6	999.6	999.7	997.6
1891-1900	999.0	999.1	995.0	995.1	994.3	996.3	996.3	997.8	999.2	998.2	1001.5	1000.6	997.7
1901-1910	1003.5	997.1	995.6	994.1	995.9	995.4	996.1	997.2	999.1	998.7	998.1	997.5	997.4
1911-1920	998.9	1000.2	994.7	994.4	996.5	996.2	996.1	996.7	998.7	998.9	998.9	998.1	997.4
1921-1930	1001.3	999.2	997.5	992.6	995.3	996.0	996.3	996.8	998.6	998.3	997.8	998.8	997.4
1931-1940	1000.0	997.6	996.2	994.0	994.5	996.1	996.1	996.7	998.3	997.1	999.2	999.3	997.1
1941-1950	999.1	997.9	998.9	997.1	995.9	997.2	996.6	996.6	999.5	1000.1	997.8	999.6	998.0
1951-1960	997.5	996.6	996.9	996.1	996.3	996.5	996.2	996.3	998.7	999.6	999.4	997.8	997.3
1961-1970	999.6	996.5	996.5	994.3	995.7	996.6	997.3	996.4	998.9	1000.4	996.7	997.1	997.2
1971-1980	999.5	997.4	996.1	993.4	995.4	995.6	996.1	997.4	999.6	999.7	999.2	1000.9	997.5
1981-1990	1000.7	999.2	997.4	994.7	995.6	996.1	997.5	997.1	998.8	1000.7	1000.0	999.4	998.1
1862-1890	1001.2	999.7	994.6	994.0	995.5	995.9	996.4	996.3	998.6	997.8	998.1	999.1	997.3
1871-1900	1001.0	999.6	995.8	993.4	994.9	995.9	996.3	996.9	998.5	997.9	999.2	999.6	997.4
1881-1910	1001.6	999.1	995.4	993.9	995.3	995.8	996.2	997.1	998.9	998.2	999.8	999.3	997.6
1891-1920	1000.4	998.8	995.1	994.6	995.6	996.0	996.1	997.2	999.0	998.6	999.5	998.7	997.5
1901-1930	1001.2	998.8	995.9	993.7	995.9	995.9	996.1	996.9	998.8	998.6	998.3	998.1	997.4
1911-1940	1000.1	999.0	996.1	993.7	995.5	996.1	996.1	996.7	998.5	998.1	998.6	998.7	997.3
1921-1950	1000.1	998.2	997.5	994.6	995.3	996.4	996.3	996.7	998.8	998.5	998.3	999.2	997.5
1931-1960	998.9	997.4	997.3	995.7	995.6	996.6	996.3	996.5	998.9	998.9	998.8	998.9	997.5
1941-1970	998.7	997.0	997.5	995.9	996.0	996.8	996.7	996.5	999.0	1000.1	998.0	998.1	997.5
1951-1980	998.9	996.8	996.5	994.6	995.8	996.3	996.5	996.7	999.1	999.9	998.4	998.6	997.3
1961-1990	999.9	997.7	996.7	994.1	995.6	996.1	997.0	997.0	999.1	1000.3	998.6	999.1	997.6
1862-1990	1000.2	998.5	996.1	994.5	995.5	996.1	996.4	996.7	998.9	998.9	998.7	998.9	997.5

ZAGREB-GRIČ

TABLE 37

ATMOSPHERIC PRESSURE

Some data on the variability of monthly and annual mean values for the period 1862-1990

Highest monthly and annual mean values (hPa) and the year of occurrence

I	II	III	IV	V	VI	VII	VIII	IX	X	XI	XII	Year
1013.4	1013.8	1008.2	1002.1	1000.6	1000.5	1000.6	999.9	1005.1	1007.0	1009.3	1011.0	999.9
1882	1959	1953	1865	1982	1887	1911	1973	1865	1971	1978	1972	1953

Lowest monthly and annual mean values (hPa) and the year of occurrence

I	II	III	IV	V	VI	VII	VIII	IX	X	XI	XII	Year
986.3	986.1	984.1	986.3	990.3	990.6	993.4	992.1	993.3	991.8	990.7	986.2	995.3
1915	1879	1869	1879	1984	1914	1914	1870	1984	1865	1910	1981	1915
							1930					

Absolute variability of monthly and annual mean values (hPa)

I	II	III	IV	V	VI	VII	VIII	IX	X	XI	XII	Year
27.1	27.7	24.1	15.8	10.3	9.9	7.2	7.8	11.8	15.2	18.6	24.8	4.6

Standard deviations (hPa)

I	II	III	IV	V	VI	VII	VIII	IX	X	XI	XII	Year
5.27	5.53	4.34	2.88	2.35	1.84	1.34	1.63	2.12	3.17	3.84	4.68	0.94

Frequency of occurrence of highest monthly values (%)

I	II	III	IV	V	VI	VII	VIII	IX	X	XI	XII
29.5	21.7	1.6		0.8	1.6			7.8	10.1	11.2	15.9

Frequency of occurrence of lowest monthly values (%)

I	II	III	IV	V	VI	VII	VIII	IX	X	XI	XII
5.4	13.0	20.2	27.9	11.6	4.5	2.3	2.6		1.6	4.7	6.2

ZAGREB-GRIC

TABLE 38

ATMOSPHERIC PRESSURE

Intermonthly differences in the mean annual course (hPa)

	II-I	III-II	IV-III	V-IV	VI-V	VII-VI	VIII-VII	IX-VIII	X-IX	XI-X	XII-XI	I-XII
1862-1890	-1.5	-5.1	-0.6	1.5	0.4	0.5	-0.1	2.3	-0.8	0.3	1.0	2.1
1871-1900	-1.4	-3.8	-2.4	1.5	1.0	0.4	0.6	1.6	-0.6	1.3	0.4	1.4
1881-1910	-2.5	-3.7	-1.5	1.4	0.5	0.4	0.9	1.8	-0.7	1.6	-0.5	2.3
1891-1920	-1.6	-3.7	-0.5	1.0	0.4	0.1	1.1	1.8	-0.4	0.9	-0.8	1.7
1901-1930	-2.4	-2.9	-2.2	2.2	0.0	0.2	0.8	1.9	-0.2	-0.3	-0.2	3.1
1911-1940	-1.1	-2.9	-2.4	1.8	0.6	0.0	0.6	1.8	-0.4	0.5	0.1	1.4
1921-1950	-1.9	-0.7	-2.9	0.7	1.1	-0.1	0.4	2.1	-0.3	-0.2	0.9	0.9
1931-1960	-1.5	-0.1	-1.6	-0.1	1.0	-0.3	0.2	2.4	0.0	-0.1	0.1	0.0
1941-1970	-1.7	0.5	-1.6	0.1	0.8	-0.1	-0.2	2.5	1.1	-2.1	0.1	0.6
1951-1980	-2.1	-0.3	-1.9	1.2	0.5	0.2	0.2	2.4	0.8	-1.5	0.2	0.3
1961-1990	-2.2	-1.0	-2.6	1.5	0.5	0.9	0.0	2.1	1.2	-1.7	0.5	0.8
1862-1990	-1.7	-2.4	-1.6	1.0	0.6	0.3	0.3	2.2	0.0	-0.2	0.2	1.3

ZAGREB-GRIC

TABLE 39

ATMOSPHERIC PRESSURE

Monthly and annual mean maxima (hPa)

Year	I	II	III	IV	V	VI	VII	VIII	IX	X	XI	XII	Mean
1921	1004.3	1005.8	1005.8	996.7	996.5	997.9	998.6	996.6	1003.4	1005.4	1002.5	1002.3	1001.3
22	997.0	1001.5	994.6	990.6	998.6	991.3	991.3	990.5	988.2	995.5	1004.9	1001.1	995.4
23	1004.2	994.6	999.4	994.6	999.0	999.7	1000.7	1000.1	1003.1	998.6	996.9	997.8	999.0
24	1011.9	996.6	997.4	996.5	999.0	997.8	997.9	997.5	999.0	1003.3	1005.5	1008.2	1000.9
25	1014.8	999.4	998.9	995.7	994.7	997.1	996.5	998.5	1000.2	1001.3	998.2	1019.8	1001.3
26	1002.7	1012.6	1000.7	998.1	993.9	995.3	994.6	1001.4	1003.3	999.5	999.4	1002.9	1000.3
27	999.9	1005.8	997.4	997.4	999.3	998.7	996.9	998.3	997.7	1002.9	1003.0	999.7	999.8
28	1006.2	1007.9	999.9	994.6	994.6	1000.5	1001.3	999.4	1001.3	1002.5	997.1	1002.2	1000.6
29	1007.1	1003.9	1007.7	996.9	996.5	999.5	1001.0	998.5	1003.8	998.7	1000.9	1002.7	1001.4
30	1004.1	1002.6	997.0	991.4	997.4	998.3	995.5	999.5	999.4	999.8	1001.5	1001.8	999.0
1931	998.7	997.1	999.0	996.9	997.0	1000.5	997.1	996.7	1000.3	1003.5	1004.1	1008.1	999.9
32	987.1	1007.7	1000.6	995.0	995.7	998.1	995.9	1001.1	1000.2	996.7	1005.8	1010.1	999.5
33	1005.9	1000.1	1002.9	999.9	995.1	993.3	1000.9	999.9	1001.5	999.9	997.7	1002.5	999.9
34	1006.2	1008.3	992.5	994.7	999.3	997.7	996.3	996.6	1001.1	1002.6	1005.0	997.7	999.8
35	1003.3	996.6	1004.3	995.7	998.7	1000.5	999.9	998.6	1001.4	998.2	1001.0	993.4	999.3
36	996.3	993.3	997.5	995.1	994.2	997.4	997.4	1001.1	1000.7	999.9	1001.9	1000.7	997.9
37	1005.3	994.7	992.5	994.3	999.7	998.7	997.4	996.6	998.9	1002.2	999.4	997.1	998.1
38	1002.5	1006.6	1007.0	999.9	997.7	1000.3	998.3	995.3	1001.5	1000.5	1004.2	999.8	1001.1
39	997.3	1005.5	995.8	997.4	993.4	997.3	998.9	998.5	998.6	996.1	1002.7	1001.3	998.6
40	1002.7	1001.0	1000.2	997.4	995.1	995.9	997.8	1001.8	1000.7	999.1	999.8	1004.9	999.7
1941	995.9	992.7	998.5	997.8	996.2	997.4	998.3	997.9	1004.3	1001.5	1004.5	1006.1	999.3
42	1000.5	997.8	1001.1	998.7	998.3	999.3	999.5	1000.2	1000.3	1002.2	1003.3	1006.2	1000.6
43	1000.9	1008.6	1004.7	1003.8	1001.7	1000.9	998.1	1000.1	1000.2	1002.5	1000.3	1006.5	1002.3
44	1007.9	995.8	997.1	1000.9	1001.4	996.6	997.0	999.5	1003.1	995.5	997.9	1003.5	999.7
45	997.0	1008.6	1007.7	1001.1	997.9	1001.7	998.7	995.4	1001.3	1004.1	1001.1	998.3	1001.1
46	1010.3	999.9	998.9	1000.7	995.0	999.4	999.3	997.0	1001.9	1002.2	999.9	1001.4	1000.5
47	1003.9	994.2	997.0	1005.1	999.0	998.7	998.5	998.6	1001.8	1005.7	999.4	997.5	999.9
48	994.2	1005.0	1012.2	997.3	996.3	997.0	998.7	998.3	1001.4	1001.1	1009.4	1012.1	1001.9
49	1008.2	1010.7	1002.1	1002.6	995.9	999.0	999.1	1001.3	1002.9	1004.9	995.5	1002.2	1002.1
50	1005.7	1001.8	1002.2	993.9	999.1	1000.6	998.2	997.5	999.4	1003.4	998.5	994.1	999.5

Year	I	II	III	IV	V	VI	VII	VIII	IX	X	XI	XII	Mean
1951	998.1	995.8	994.9	1000.2	995.0	998.5	1000.1	997.7	1000.2	1004.3	997.4	1005.8	999.0
52	999.7	998.6	997.8	1000.1	999.3	1000.6	999.9	997.5	999.0	999.7	997.1	992.6	998.5
53	1001.5	999.8	1011.5	992.7	998.2	994.5	998.7	1001.7	1001.4	1003.7	1010.5	1008.7	1001.9
54	1002.1	998.7	996.9	999.0	995.8	997.3	997.1	997.1	1001.0	1003.1	1001.8	1001.1	999.3
55	1000.1	991.4	999.3	1001.9	1001.4	999.0	996.3	998.7	1000.7	999.7	1003.9	999.8	999.4
56	1001.0	999.9	1002.3	994.9	1002.1	998.7	999.8	997.7	1002.5	1003.5	1003.3	1006.6	1001.0
57	1007.5	999.1	1001.7	999.5	997.5	999.7	997.1	999.1	999.7	1004.3	1003.5	1002.6	1001.0
58	1002.3	998.6	994.9	997.7	1000.5	997.0	998.5	998.6	1002.5	1003.9	1004.5	995.8	999.5
59	999.3	1016.0	1001.7	996.9	997.0	999.0	998.2	998.6	1003.0	1003.9	1001.3	995.4	1000.9
60	1000.6	1000.5	997.4	998.1	1000.1	1000.6	997.7	997.5	1000.1	995.3	998.6	995.9	998.5
1961	1005.1	1009.3	1006.5	995.1	996.3	998.9	999.5	1001.5	1002.5	1001.9	998.6	1000.6	1001.3
62	1003.9	1003.4	994.6	997.4	997.9	1001.8	998.7	1000.2	1001.5	1003.9	999.3	1001.7	1000.3
63	1002.1	995.3	1000.6	996.2	997.0	996.6	999.7	995.7	1001.0	1004.5	997.8	1005.7	999.4
64	1015.5	1001.4	997.1	998.9	1000.5	1005.9	1000.2	998.6	1003.1	1000.5	1002.5	1001.0	1002.1
65	998.5	1001.9	1001.3	993.5	997.3	998.2	997.5	999.3	999.4	1005.4	997.9	996.2	998.9
66	999.0	995.1	1001.7	994.7	999.5	998.2	996.6	997.9	1001.5	995.7	1000.7	997.9	998.2
67	1003.7	1004.9	1002.3	996.7	997.0	1000.6	1000.5	999.8	998.1	1002.3	1004.2	1000.5	1000.9
68	999.8	998.6	1001.5	1000.1	998.3	999.3	1000.2	996.3	998.7	1004.1	999.4	998.9	999.7
69	1002.7	994.2	996.9	999.3	997.5	995.0	1001.8	997.7	1000.9	1006.2	997.8	998.1	999.0
70	998.1	994.6	995.8	997.3	998.5	998.6	998.1	997.4	1003.7	1003.1	1001.0	1005.0	999.3
1971	1002.1	1000.5	997.7	996.9	995.4	996.3	1000.1	999.4	1003.9	1009.8	998.9	1008.5	1000.7
72	1002.7	999.4	1000.2	993.5	996.3	997.3	997.3	998.7	1001.0	1002.9	1003.5	1013.0	1000.5
73	1007.7	997.5	1003.9	996.2	1000.5	999.8	995.9	1001.5	1000.9	1004.3	1005.5	1003.5	1001.4
74	1009.8	997.1	999.8	995.7	995.9	996.7	999.1	999.3	999.4	995.3	1000.5	1004.9	999.4
75	1005.8	1009.4	993.1	997.7	996.5	997.4	997.7	999.0	1002.1	1003.8	1002.6	1007.7	1001.0
76	1000.5	1007.1	1003.7	996.6	998.7	1000.7	996.6	1000.7	999.1	996.7	1001.0	997.3	999.9
77	1000.1	996.9	1003.7	997.5	998.6	996.2	996.7	996.5	1004.5	1004.3	998.2	1007.7	1000.1
78	1001.1	995.1	998.1	993.3	997.0	997.4	999.7	1000.6	999.8	1005.4	1011.5	997.3	999.7
79	998.6	997.0	995.8	995.7	1000.9	998.5	1001.0	997.8	1002.6	1002.7	1000.6	1000.7	999.3
80	1002.7	1006.1	995.9	997.7	995.1	996.2	996.9	999.3	1003.8	999.1	999.0	1004.1	999.7
1981	1004.3	1003.3	996.5	1000.1	996.7	998.7	999.0	1000.7	1000.6	999.3	1005.3	991.4	999.7
82	1006.1	1007.0	1002.5	999.1	1002.7	998.2	999.3	998.9	1002.3	999.3	1004.7	1000.5	1001.7
83	1008.6	1003.1	1001.1	995.4	995.0	1000.9	999.0	999.1	1002.2	1006.7	1004.9	1005.3	1001.8
84	1001.0	1003.4	997.8	998.9	992.9	999.4	1000.9	999.4	995.5	1004.1	1000.5	1008.2	1000.2
85	998.6	1005.3	998.6	996.5	994.7	998.1	1000.9	999.0	1004.2	1008.1	999.3	1002.2	1000.5
86	997.7	997.5	1002.6	994.1	1000.6	998.3	999.9	999.0	1003.5	1004.3	1007.4	1003.7	1000.7
87	1002.7	998.6	1000.9	1001.0	996.1	998.6	998.1	998.9	1000.9	1003.1	1000.3	1005.1	1000.3
88	999.9	998.5	995.3	998.2	996.7	995.0	998.7	997.9	1001.3	1003.7	1006.1	1004.9	999.7
89	1015.6	1005.3	1000.5	992.9	1000.5	997.4	999.7	996.5	1000.1	1003.4	1002.5	1003.3	1001.4
1990	1009.1	1002.1	1008.7	996.5	1000.6	997.0	999.9	1000.9	1000.2	1000.9	998.5	1002.1	1001.4

Mean values (hPa)

Period	I	II	III	IV	V	VI	VII	VIII	IX	X	XI	XII	Mean
1921-1930	1005.2	1003.1	999.9	995.2	996.9	997.6	997.4	998.0	999.9	1000.7	1001.0	1003.8	999.9
1931-1940	1000.5	1001.1	999.2	996.6	996.6	997.9	998.0	998.6	1000.5	999.9	1002.1	1001.5	999.4
1941-1950	1002.4	1001.5	1002.1	1000.2	998.1	999.0	998.5	998.6	1001.7	1002.3	1001.0	1002.8	1000.7
1951-1960	1001.2	999.8	999.8	998.1	998.7	998.5	998.3	998.4	1001.0	1002.1	1002.2	1000.4	999.9
1961-1970	1002.8	999.9	999.8	996.9	998.0	999.3	999.3	998.4	1001.0	1002.7	999.9	1000.5	999.9
1971-1980	1003.1	1000.6	999.2	996.1	997.5	997.6	998.1	999.3	1001.7	1002.4	1002.1	1004.4	1000.1
1981-1990	1004.4	1002.4	1000.4	997.2	997.6	998.1	999.5	999.0	1001.1	1003.3	1002.9	1002.6	1000.7
1921-1950	1002.7	1001.9	1000.4	997.3	997.2	998.2	998.0	998.4	1000.7	1001.0	1001.4	1002.7	1000.0
1931-1960	1001.4	1000.8	1000.4	998.3	997.8	998.5	998.3	998.5	1001.0	1001.4	1001.8	1001.6	1000.0
1941-1970	1002.2	1000.4	1000.6	998.4	998.2	998.9	998.7	998.5	1001.2	1002.4	1001.0	1001.2	1000.1
1951-1980	1002.4	1000.1	999.6	997.0	998.0	998.5	998.6	998.7	1001.2	1002.4	1001.4	1001.8	1000.0
1961-1990	1003.4	1000.9	999.8	996.7	997.7	998.4	999.0	998.9	1001.3	1002.8	1001.6	1002.5	1000.2
1921-1990	1002.8	1001.2	1000.1	997.2	997.6	998.3	998.4	998.6	1001.0	1001.9	1001.6	1002.3	1000.1

ZAGREB-GRİÇ

TABLE 40

ATMOSPHERIC PRESSURE

Monthly and annual mean minima (hPa)

Year	I	II	III	IV	V	VI	VII	VIII	IX	X	XI	XII	Mean
1921	996.2	1002.1	1000.3	992.7	992.9	993.3	995.0	992.2	999.0	1000.2	997.5	996.7	996.5
22	990.3	995.8	988.7	984.7	994.2	987.4	986.1	985.1	983.0	991.5	996.6	995.8	989.9
23	997.0	989.9	995.3	988.5	994.5	994.5	996.9	994.7	998.6	994.1	990.2	990.7	993.8
24	1005.4	990.1	993.1	989.4	994.7	993.1	991.9	993.0	995.5	999.1	1002.5	1004.2	996.1
25	1010.7	994.7	993.4	991.0	991.7	993.0	993.4	993.7	995.4	995.4	990.7	1010.9	996.2
26	997.0	1007.3	994.3	993.4	990.2	990.7	992.3	997.5	999.7	992.7	994.6	996.2	995.5
27	993.5	1001.0	991.1	991.7	994.5	993.5	991.9	993.8	993.0	998.2	997.3	994.9	994.6
28	999.8	1001.0	995.4	988.7	989.1	995.3	997.3	994.7	997.4	996.9	990.5	996.2	995.1
29	1000.2	997.4	1001.8	990.6	993.1	994.5	996.2	995.3	999.3	993.9	995.1	996.7	996.2
30	998.7	997.4	991.5	985.8	992.1	994.9	990.7	995.7	995.3	993.5	994.9	996.1	993.9
1931	991.9	990.2	992.2	991.4	993.4	995.9	991.7	991.4	995.1	997.3	998.7	1001.0	994.2
32	1008.3	1001.1	995.5	989.0	991.1	994.6	991.5	997.8	995.8	990.5	1001.0	1006.7	996.9
33	1001.8	993.5	997.7	995.3	991.3	989.7	997.0	995.9	996.9	994.7	991.3	995.9	995.1
34	1002.7	1001.9	988.2	991.1	992.7	992.9	992.6	992.1	997.9	997.3	997.5	993.4	995.0
35	996.7	988.1	997.9	989.0	992.7	996.1	995.7	994.5	996.2	991.7	996.2	987.3	993.5
36	989.5	985.8	992.2	988.1	990.2	993.4	993.8	997.4	996.9	990.2	997.9	1003.4	993.3
37	998.7	987.4	985.1	989.7	996.5	994.9	993.7	993.5	993.9	997.5	994.1	991.0	993.0
38	993.4	1001.3	1001.5	994.5	992.6	996.6	994.6	991.8	997.9	996.1	998.7	995.1	996.2
39	991.1	1000.3	989.7	992.7	988.7	992.9	994.6	995.1	995.0	990.9	996.6	995.4	993.5
40	996.6	994.2	992.9	992.9	990.3	993.0	993.5	996.5	995.4	993.3	993.3	997.0	994.1
1941	989.3	985.5	992.1	989.8	990.6	995.5	994.6	992.9	1000.5	995.5	999.4	998.3	993.7
42	993.9	992.5	995.9	994.1	993.3	995.4	994.7	996.9	996.2	997.7	998.2	1000.6	995.8
43	995.4	1001.1	999.5	997.3	996.1	994.6	993.9	995.3	995.5	999.3	994.3	1001.0	997.0
44	1001.4	989.3	989.3	995.8	996.3	991.4	993.0	996.5	998.7	991.0	990.2	998.2	994.2
45	989.5	1003.7	1001.9	995.0	993.0	997.3	994.3	991.0	996.7	999.7	996.6	992.6	995.9
46	1004.9	990.9	994.1	995.7	991.1	995.7	995.5	992.9	997.1	996.9	993.8	996.5	995.4
47	998.7	986.2	988.3	998.7	996.1	993.9	994.9	995.8	995.9	1001.5	992.7	990.7	994.5
48	987.5	998.6	1004.7	992.6	992.5	992.2	993.9	993.9	996.9	994.1	1003.5	1006.6	996.5
49	1000.6	1005.1	996.1	996.2	991.8	994.7	995.7	997.5	999.8	1001.0	989.4	994.5	996.9
50	999.3	993.7	997.4	988.1	995.3	996.5	989.7	993.3	994.1	998.6	990.5	989.1	993.8
1951	990.7	989.9	988.7	995.4	990.7	994.3	995.9	994.2	996.6	1000.3	990.7	999.5	993.9
52	990.5	992.6	991.5	995.7	995.0	996.5	995.7	992.9	992.5	993.7	989.9	996.1	993.5
53	995.3	993.3	1004.9	987.1	993.7	990.9	994.6	997.7	997.4	1000.1	1006.6	1005.0	997.3
54	994.2	994.6	992.1	995.0	991.4	993.5	991.7	992.9	996.7	998.5	997.3	992.7	994.2
55	992.7	984.1	997.4	996.7	994.9	994.9	993.0	995.4	995.7	994.1	999.3	992.1	994.2
56	994.2	993.5	996.9	988.7	996.9	994.2	993.7	991.8	997.9	998.3	996.9	1002.6	995.4
57	1001.9	991.8	997.1	995.0	992.7	995.7	993.0	994.6	994.5	1000.2	998.7	995.5	995.9
58	993.9	992.1	988.2	992.7	995.4	991.9	994.1	994.2	998.6	998.7	999.8	989.0	994.1
59	992.7	1011.3	997.3	990.7	993.3	995.5	994.9	995.7	999.4	998.9	996.9	988.9	996.3
60	995.3	993.8	993.4	993.8	996.5	996.5	993.8	992.5	995.5	990.3	992.7	990.5	993.7
1961	998.3	1002.3	1000.6	990.7	992.1	994.9	994.6	997.1	999.1	995.8	993.3	995.1	996.2
62	997.9	995.4	988.1	991.9	993.0	997.5	994.6	995.7	996.5	999.7	993.4	993.7	994.7
63	996.6	989.5	994.5	991.5	992.6	992.3	996.1	991.5	996.6	1000.2	991.4	998.9	994.3
64	1010.6	995.7	991.9	993.3	996.6	1001.3	998.3	993.9	999.1	994.3	997.5	993.4	997.1
65	991.9	995.5	994.3	988.1	992.2	993.5	992.9	995.0	994.9	1002.1	989.4	987.8	993.1
66	993.8	988.7	995.1	989.7	995.5	994.1	992.1	993.8	997.0	991.4	993.8	990.3	993.0
67	997.9	998.6	995.4	990.6	991.9	996.7	997.0	995.7	994.2	997.3	998.2	992.7	995.5
68	991.4	993.8	994.2	995.0	993.5	995.3	995.9	992.2	994.2	999.9	995.0	994.1	994.6
69	996.9	988.5	992.5	993.4	993.1	991.0	998.7	993.9	997.4	1002.5	990.5	991.4	994.2
70	992.5	987.9	989.1	990.3	993.7	995.3	993.7	993.8	997.8	998.5	994.5	999.3	993.8

Year	I	II	III	IV	V	VI	VII	VIII	IX	X	XI	XII	Mean
1971	995.5	994.3	990.7	991.1	992.2	991.1	996.2	994.9	1000.2	1004.5	991.5	1003.7	995.5
72	998.6	995.0	994.9	988.1	991.9	993.5	993.9	995.1	997.3	998.2	997.0	1009.5	996.1
73	1002.9	991.0	999.3	990.2	996.5	995.5	992.3	998.3	996.5	997.8	998.6	994.5	996.1
74	1002.1	990.5	995.5	990.9	990.6	991.7	988.1	995.5	993.1	989.1	996.2	997.8	993.4
75	999.4	1002.2	987.5	993.0	992.2	993.8	993.7	995.5	997.9	995.8	997.5	1001.1	995.8
76	993.3	1002.6	997.4	991.9	994.6	997.1	993.0	997.3	995.4	991.7	995.3	990.3	995.0
77	994.1	990.6	997.3	991.7	993.9	992.6	992.1	992.6	999.9	1000.6	991.3	1001.3	994.9
78	993.0	988.5	991.4	988.6	991.7	993.1	995.4	996.1	995.0	1000.6	1007.5	990.2	994.2
79	991.1	990.5	989.5	990.7	996.7	995.0	997.3	993.8	998.5	997.9	993.9	993.4	994.1
80	996.7	1001.0	990.2	992.7	991.4	991.8	991.9	995.3	1000.1	992.1	995.1	995.3	994.5
1981	996.1	998.1	991.3	995.0	991.9	994.5	994.7	996.3	996.9	991.9	1000.3	981.5	994.1
82	998.9	1002.6	996.1	994.1	998.2	991.0	995.3	995.0	998.6	994.5	999.7	993.4	996.5
83	1001.8	995.7	995.3	991.0	990.3	997.1	995.4	995.5	996.6	1001.0	998.5	998.2	996.3
84	992.5	997.8	993.1	994.2	987.7	994.6	997.0	996.5	990.9	999.3	995.8	1003.4	995.3
85	992.1	999.0	993.5	991.0	990.9	993.3	996.5	994.5	999.5	1003.7	992.9	997.3	995.3
86	989.8	992.3	997.3	989.7	996.5	994.1	996.2	994.1	999.0	999.5	1002.6	998.6	995.8
87	993.7	994.2	994.6	995.5	991.0	993.3	993.9	995.0	996.6	999.3	994.3	1000.1	995.1
88	994.1	991.1	988.3	993.4	993.3	991.8	994.1	993.3	996.3	999.4	1000.3	997.8	994.5
89	1011.1	999.9	994.2	987.7	996.9	994.2	996.1	993.0	996.5	998.5	996.1	997.7	996.9
1990	1004.9	994.2	1002.5	991.1	996.9	993.3	995.8	997.3	994.9	995.0	993.3	996.3	996.3

Mean values (hPa)

Period	I	II	III	IV	V	VI	VII	VIII	IX	X	XI	XII	Mean
1921-1930	998.9	997.7	994.5	989.6	992.7	993.0	993.2	993.6	995.6	995.5	995.0	997.8	994.8
1931-1940	997.1	994.4	993.3	991.3	991.9	994.0	993.9	994.6	996.1	993.9	996.5	996.6	994.5
1941-1950	996.0	994.6	995.9	994.3	993.6	994.7	994.0	994.6	997.1	997.5	994.9	996.8	995.3
1951-1960	994.1	993.7	994.7	993.1	994.0	994.4	994.0	994.2	996.5	997.3	996.9	995.2	994.8
1961-1970	996.8	993.6	993.6	991.4	993.4	995.2	995.4	994.3	996.7	998.1	993.7	993.7	994.7
1971-1980	996.7	994.6	993.4	990.9	993.2	993.5	993.4	995.4	997.4	996.8	996.4	997.7	994.9
1981-1990	997.5	996.5	994.6	992.3	993.3	993.7	995.5	995.0	996.6	998.2	997.4	996.4	995.6
1921-1950	997.3	995.6	994.6	991.8	992.7	993.9	993.7	994.2	996.3	995.7	995.4	997.1	994.9
1931-1960	995.7	994.2	994.6	992.9	993.2	994.3	994.0	994.4	996.6	996.2	996.1	996.2	994.9
1941-1970	995.6	994.0	994.7	992.9	993.7	994.7	994.5	994.3	996.8	997.6	995.1	995.2	994.9
1951-1980	995.9	994.0	993.9	991.8	993.5	994.4	994.3	994.6	996.8	997.4	995.6	995.5	994.8
1961-1990	997.0	994.9	993.8	991.5	993.3	994.1	994.7	994.9	996.9	997.7	995.8	995.9	995.1
1921-1990	996.7	995.0	994.3	991.8	993.2	994.1	994.2	994.5	996.6	996.8	995.8	996.3	994.9

Year	I	II	III	IV	V	VI	VII	VIII	IX	X	XI	XII	Max.
1981	1020.6	1014.6	1005.9	1005.3	1005.3	1005.9	1004.3	1008.1	1006.3	1007.5	1011.4	1006.9	1020.6
82	1021.2	1019.2	1014.2	1004.3	1009.7	1008.6	1004.3	1003.5	1009.5	1015.4	1012.6	1020.6	1021.2
83	1020.6	1021.0	1015.0	1004.2	1001.5	1010.3	1003.4	1005.1	1013.1	1017.2	1014.7	1017.1	1021.0
84	1008.9	1014.3	1007.3	1007.8	997.9	1008.5	1005.7	1004.6	1001.3	1013.9	1012.6	1017.2	1017.2
85	1011.3	1016.0	1012.5	1004.2	1000.3	1002.3	1010.1	1004.1	1012.1	1015.2	1014.2	1010.2	1016.0
86	1012.9	1016.8	1011.8	1001.4	1009.1	1004.6	1005.1	1004.9	1015.9	1011.8	1016.4	1017.8	1017.8
87	1017.5	1009.8	1010.1	1013.9	1001.9	1007.3	1004.7	1002.9	1006.6	1013.1	1013.6	1015.0	1017.5
88	1012.2	1016.2	1005.1	1006.5	1005.3	1001.3	1003.4	1003.7	1009.3	1011.5	1014.8	1019.4	1019.4
89	1024.7	1022.2	1006.7	1000.1	1007.1	1003.3	1004.1	1001.3	1006.6	1011.8	1016.2	1023.5	1024.7
1990	1020.8	1019.5	1021.4	1011.7	1011.1	1004.9	1006.7	1005.4	1009.5	1011.3	1009.9	1011.7	1021.4

Mean values (hPa)

Period	I	II	III	IV	V	VI	VII	VIII	IX	X	XI	XII	Max.
1921-1990	1015.9	1013.7	1011.8	1007.2	1005.4	1005.5	1004.7	1004.9	1009.0	1011.5	1013.5	1014.6	1019.6

Highest values (hPa) with the year of occurrence

Period	I	II	III	IV	V	VI	VII	VIII	IX	X	XI	XII	Max.
1921-1930	1027.6 1929	1021.5 1928	1017.5 1929	1015.0 1929	1008.2 1923	1009.4 1928	1008.7 1923	1009.4 1930	1013.1 1929	1017.1 1930	1020.0 1927	1020.8 1925	1027.6 1929
1931-1940	1028.2 1932	1023.0 1934	1017.4 1938	1012.9 1940	1008.3 1935	1009.8 1931	1006.7 1938	1009.8 1940	1013.0 1932	1014.7 1937	1017.2 1940	1023.0 1940	1028.2 1932
1941-1950	1024.6 1949	1022.4 1949	1022.6 1948	1014.8 1947	1014.3 1943	1010.1 1945	1008.2 1948	1009.1 1943	1012.1 1941	1019.6 1946	1021.5 1948	1019.1 1948	1024.6 1949
1951-1960	1022.0 1958	1027.1 1959	1019.4 1953	1010.7 1951	1011.5 1956	1008.7 1960	1008.2 1953	1011.4 1956	1015.0 1953	1015.6 1958	1021.4 1953	1018.8 1954	1027.1 1959
1961-1970	1025.0 1964	1019.8 1961	1019.4 1961	1010.7 1965	1008.7 1964	1010.7 1961	1008.1 1969	1008.2 1961	1014.8 1970	1019.0 1968	1018.8 1967	1027.9 1963	1027.9 1963
1971-1980	1020.0 1979	1020.6 1976	1017.1 1972	1009.5 1977	1008.6 1979	1007.7 1973	1006.1 1979	1005.9 1971	1013.9 1977	1017.6 1973	1020.3 1978	1021.8 1972	1021.8 1972
1981-1990	1024.7 1989	1022.2 1989	1021.4 1990	1013.9 1987	1011.1 1990	1010.3 1983	1010.1 1985	1008.1 1981	1015.9 1986	1017.2 1983	1016.4 1986	1023.5 1989	1024.7 1982
1921-1950	1028.2 1932	1023.0 1934	1022.6 1948	1015.0 1929	1014.3 1943	1010.1 1945	1008.7 1923	1009.8 1940	1013.1 1929	1019.6 1946	1021.5 1948	1023.0 1940	1028.2 1932
1931-1960	1028.2 1932	1027.1 1959	1022.6 1948	1014.8 1947	1014.3 1943	1010.1 1945	1008.2 1948	1011.4 1956	1015.0 1953	1019.6 1946	1021.5 1948	1023.0 1940	1028.2 1932
1941-1970	1025.0 1964	1027.1 1959	1022.6 1948	1014.8 1947	1014.3 1943	1010.7 1961	1008.2 1948	1011.4 1956	1015.0 1953	1019.6 1946	1021.5 1948	1027.9 1963	1027.9 1963
1951-1980	1025.0 1964	1027.1 1959	1019.4 1953 1961	1010.7 1951 1965	1011.5 1956	1010.7 1961	1008.2 1953	1011.4 1956	1015.0 1953	1019.0 1968	1021.4 1953	1027.9 1963	1027.9 1963
1961-1990	1025.0 1964	1022.2 1989	1021.4 1990	1013.9 1987	1011.1 1990	1010.7 1961	1010.1 1985	1008.2 1961	1015.9 1986	1019.0 1968	1020.3 1978	1027.9 1963	1027.9 1963

Highest values (hPa) with the year and day of occurrence

Period	I	II	III	IV	V	VI	VII	VIII	IX	X	XI	XII	Max.
1921-1990	1028.2 1932 27.	1027.1 1959 13.	1022.6 1948 2.	1015.0 1929 18.	1014.3 1943 13.	1010.7 1961 29.	1010.1 1985 22.	1011.4 1956 8.	1015.9 1986 19.	1019.6 1946 26.	1021.5 1948 13.	1027.9 1963 23. 24.	1028.2 1932 27.1

Year	I	II	III	IV	V	VI	VII	VIII	IX	X	XI	XII	Min.
1981	970.7	976.6	980.6	983.9	975.9	989.1	983.3	987.7	985.9	981.1	983.8	966.7	966.7
82	982.5	984.5	979.8	986.3	988.1	984.1	989.0	989.0	989.5	976.9	984.3	970.7	970.7
83	979.8	971.7	975.7	977.4	982.5	990.7	987.5	986.9	981.7	988.3	967.0	980.5	967.0
84	967.0	974.2	979.1	978.7	973.4	985.9	985.3	988.2	974.6	981.9	982.7	994.3	967.0
85	981.4	977.8	975.5	980.3	982.7	987.8	987.7	978.2	993.0	991.9	971.4	979.7	971.4
86	970.1	979.0	975.9	980.1	989.0	980.7	987.7	984.9	993.0	981.3	983.3	973.7	970.1
87	979.9	980.3	978.7	981.0	983.4	983.7	987.7	989.0	985.4	983.9	977.7	987.9	977.7
88	968.1	975.7	974.9	986.9	987.0	985.3	983.8	984.9	975.3	982.9	979.4	972.7	968.1
89	992.5	952.5	977.4	977.1	987.9	985.3	985.5	983.3	990.9	984.1	976.2	982.3	952.5
1990	984.3	964.5	981.0	980.1	989.0	983.3	988.1	990.9	982.5	969.3	981.3	973.1	964.5

Mean values (hPa)

Period	I	II	III	IV	V	VI	VII	VIII	IX	X	XI	XII	Min.
1921-1990	979.0	976.9	979.0	979.1	983.4	985.5	985.8	985.5	986.6	981.9	978.7	977.9	969.8

Lowest values (hPa) with the year of occurrence

Period	I	II	III	IV	V	VI	VII	VIII	IX	X	XI	XII	Min.
1921-1930	973.5 1922	973.0 1930	970.6 1922	967.5 1930	970.6 1928	979.5 1922	972.5 1922	976.7 1922	968.3 1922	968.7 1930	969.3 1928	971.4 1928	967.5 1930
1931-1940	967.1 1937	965.3 1936	969.5 1935	973.1 1936	976.5 1939	976.6 1933	980.7 1932	976.7 1940	979.3 1940	968.9 1940	970.5 1938	966.1 1935	965.3 1936
1941-1950	969.9 1941	966.7 1947	974.6 1944	973.7 1950	978.9 1943	983.1 1948	981.7 1948	978.9 1945	982.6 1950	977.1 1941	969.5 1946	971.0 1944	966.7 1947
1951-1960	969.8 1952	968.6 1955	971.4 1954	971.3 1959	975.0 1951	973.9 1958	982.6 1958	979.3 1960	977.7 1955	967.1 1959	972.6 1952	963.7 1957	963.7 1957
1961-1970	969.1 1965	968.5 1962	965.5 1970	968.2 1964	978.7 1961	983.0 1963	981.5 1970	980.1 1968	982.9 1968	964.7 1964	969.9 1969	963.7 1962	963.7 1962
1971-1980	967.3 1978	959.7 1974	970.6 1979	970.7 1974	972.9 1974	983.7 1974	980.5 1980	977.8 1977	976.1 1974	969.7 1974	973.5 1971	949.4 1976	949.4 1976
1981-1990	967.0 1984	952.5 1989	974.9 1988	977.1 1989	973.4 1984	980.7 1986	983.3 1981	978.2 1985	974.6 1984	969.3 1990	967.0 1983	966.7 1981	952.5 1989
1921-1950	967.1 1937	965.3 1936	969.5 1935	967.5 1930	970.6 1928	976.6 1933	972.5 1922	976.7 1922 1940	968.3 1922	968.7 1930	969.3 1928	966.1 1935	965.3 1936
1931-1960	967.1 1937	965.3 1936	969.5 1935	971.3 1959	975.0 1951	973.9 1958	980.7 1932	976.7 1940	977.7 1955	967.1 1959	969.5 1946	963.7 1957	963.7 1957
1941-1970	969.1 1965 1962	966.7 1947 1962	965.5 1970	968.2 1964	975.0 1951	973.9 1958	981.5 1970	978.9 1945	977.7 1955	964.7 1964	969.5 1946	963.7 1957	963.7 1957
1951-1980	967.3 1978	959.7 1974	965.5 1970	968.2 1964	972.9 1974	973.9 1958	980.5 1980	977.8 1977	976.1 1974	964.7 1964	969.9 1969	949.4 1976	949.4 1976
1961-1990	967.0 1984	952.5 1989	965.5 1970	968.2 1964	972.9 1974	980.7 1986	980.5 1980	977.8 1977	974.6 1984	964.7 1964	967.0 1983	949.4 1976	949.4 1976

Lowest values (hPa) with the year and day of occurrence

Period	I	II	III	IV	V	VI	VII	VIII	IX	X	XI	XII	Min.
1921-1990	967.0 1984 24.	952.5 1989 26.	965.5 1970 4. 5.	967.5 1930 15.	970.6 1928 8.	973.9 1958 27.	972.5 1922 16.	976.7 1922 15. 1940 22.	968.3 1922 12.	964.7 1964 9.	967.0 1983 27.	949.4 1976 2.	949.4 1976 2.XII

ZAGREB-GRİČ

TABLE 43

ATMOSPHERIC PRESSURE

Diurnal mean variation (hPa) for the period 1931-1960

Hour	I	IV	VII	X
1	999.0	995.9	996.3	999.0
2	999.1	995.8	996.2	998.9
3	999.0	995.7	996.2	998.7
4	998.9	995.7	996.2	998.7
5	998.7	995.7	996.3	998.7
6	998.7	996.1	996.6	998.9
7	999.0	996.3	996.9	999.1
8	999.3	996.5	997.0	999.5
9	999.5	996.6	997.0	999.7
10	999.7	996.6	997.0	999.7
11	999.7	996.3	996.9	999.7
12	999.1	995.9	996.6	999.3
13	998.6	995.7	996.2	998.7
14	998.5	995.1	995.9	998.5
15	998.5	994.9	995.7	998.3
16	998.6	994.7	995.4	998.2
17	998.7	994.6	995.1	998.2
18	998.9	994.7	995.1	998.6
19	999.1	995.0	995.4	998.7
20	999.1	995.5	995.7	998.9
21	999.3	995.8	996.1	999.1
22	999.3	995.9	996.3	999.1
23	999.3	995.9	996.5	999.0
24	999.1	996.1	996.5	999.0

WIND

Annual relative frequencies (%) of wind directions

Year	N	NE	E	SE	S	SW	W	NW	C
1927	10.3	20.0	12.9	10.0	9.3	10.4	11.3	7.3	8.5
28	12.3	23.1	12.6	8.6	7.5	10.6	12.8	7.8	4.7
29	10.8	21.8	12.2	8.5	8.2	12.7	10.6	6.7	8.5
30	12.2	20.1	11.4	9.0	7.4	12.5	14.2	8.4	4.8
1931	10.3	23.3	15.3	10.2	6.5	8.9	12.8	8.4	4.3
32	7.8	18.5	15.9	13.1	8.4	9.5	14.7	9.5	2.6
33	11.7	21.4	15.7	10.3	8.0	8.8	11.7	8.7	3.7
34	9.9	17.9	15.2	10.0	8.8	10.6	12.1	9.2	6.3
35	9.0	21.0	18.2	9.3	7.1	10.2	12.6	8.6	4.0
36	11.9	20.2	15.0	9.9	8.1	9.0	11.9	8.6	5.4
37	7.9	22.0	17.5	9.1	9.1	11.5	10.3	7.4	5.2
38	8.7	22.4	18.1	9.0	7.8	10.0	20.3	7.1	6.6
39	6.8	20.3	15.3	9.0	8.9	12.0	11.8	8.5	7.4
40	7.0	21.4	15.4	9.1	8.9	9.0	10.5	7.8	10.9
1941	8.8	22.7	12.1	8.1	6.7	8.8	15.6	10.0	7.2
42	7.1	22.2	16.9	10.2	8.4	9.9	11.1	4.7	9.5
43	8.5	20.1	15.3	10.7	10.6	8.0	11.8	6.8	8.2
44	9.2	20.4	13.4	9.5	7.9	8.9	12.4	8.9	9.4
45	8.8	17.8	13.9	10.6	8.7	8.2	13.7	10.5	7.8
46	6.0	22.3	18.5	8.1	9.2	8.9	11.4	10.1	5.5
47	10.6	20.5	12.5	8.5	9.0	11.6	12.3	7.2	7.8
48	15.9	19.4	8.0	9.3	9.6	13.1	12.0	7.4	5.3
49	23.4	16.8	8.5	7.9	8.8	10.6	9.6	7.4	7.0
50	20.6	17.1	9.2	9.1	9.0	11.1	10.7	5.9	7.3
1951	9.7	24.3	12.3	8.4	9.8	9.8	11.4	7.0	7.3
52	10.3	20.1	11.6	7.6	11.3	12.4	14.8	9.1	2.8
53	26.0	19.7	7.2	7.2	6.6	9.3	13.2	9.0	1.8
54	13.3	24.0	10.0	8.1	8.5	9.4	12.0	8.5	6.2
55	10.4	23.9	12.6	7.8	7.6	9.0	11.0	6.7	11.0
56	9.6	24.5	14.4	6.5	7.6	7.7	13.2	7.2	9.3
57	16.3	25.9	10.3	7.8	8.3	8.3	12.2	7.2	3.7
58	10.3	25.2	12.9	7.4	6.9	11.9	14.7	8.1	2.6
59	13.2	28.0	11.2	7.8	6.9	11.3	12.0	7.9	1.7
60	12.6	26.0	9.0	8.3	5.6	13.7	14.6	8.9	1.3
1961	14.7	22.9	7.9	9.6	9.6	11.9	15.5	6.5	1.4
62	14.6	28.7	10.6	7.7	8.1	11.1	11.1	5.3	2.8
63	10.5	30.5	12.3	7.2	8.2	11.6	11.6	7.0	1.1
64	11.1	27.7	13.3	7.4	8.4	10.3	14.0	5.9	1.9
65	12.9	25.4	10.1	6.4	9.3	11.1	14.5	9.7	0.6
66	8.8	27.8	10.9	6.1	12.4	10.8	13.9	8.0	1.3
67	12.2	25.7	11.6	5.8	11.8	7.7	17.4	7.0	0.8
68	9.8	26.5	10.7	6.7	11.6	10.6	15.8	7.6	0.7
69	9.8	27.7	13.7	8.6	7.7	10.7	13.6	7.7	0.5
70	10.0	22.6	11.6	7.2	8.8	10.7	18.5	10.3	0.3
1971	13.2	25.3	10.5	7.7	8.9	11.2	13.3	8.4	1.5
72	11.7	28.2	12.6	8.6	8.1	9.5	13.9	6.4	1.0
73	12.1	23.5	11.9	8.7	11.1	9.6	14.2	7.3	1.6
74	12.1	22.3	10.5	7.9	10.0	13.4	14.4	8.2	1.2
75	15.1	25.9	9.5	8.5	6.8	11.5	14.0	6.9	1.8
76	12.7	26.2	12.9	8.2	12.5	8.7	11.9	5.8	1.1
77	6.4	24.4	15.7	6.5	10.1	12.5	14.3	7.7	2.4
78	6.3	20.0	20.1	6.3	11.0	11.7	14.7	7.3	2.6
79	5.3	22.8	21.7	5.3	10.1	8.5	15.0	8.5	2.8
80	8.1	20.5	19.0	4.9	10.1	10.4	14.6	8.1	4.3

Year	N	NE	E	SE	S	SW	W	NW	C
1981	4.4	21.8	20.4	6.0	8.9	9.3	16.4	10.8	2.0
82	5.9	22.4	22.3	5.4	9.3	10.2	12.7	7.0	4.8
83	7.0	18.8	16.6	4.5	8.3	11.8	17.2	9.6	6.2
84	6.7	22.6	17.2	5.4	11.2	11.0	14.5	7.8	3.6
85	10.1	25.9	13.3	8.0	8.5	12.1	14.3	6.7	1.1
86	10.2	28.9	13.1	6.5	8.7	10.1	12.6	8.8	1.1
87	9.7	29.7	10.4	8.7	7.4	13.5	13.6	5.4	1.6
88	8.7	27.6	13.5	8.4	9.4	11.2	14.3	6.3	0.6
89	9.1	23.5	12.7	5.3	10.9	13.4	14.8	9.0	1.3
1990	14.5	26.4	12.0	6.0	8.8	13.6	10.7	7.0	1.0

Mean values (%)

Period	N	NE	E	SE	S	SW	W	NW	C
1931-1940	9.1	20.8	16.2	9.9	8.2	10.0	12.9	8.4	5.6
1941-1950	11.9	19.9	12.8	9.2	8.8	9.9	12.1	7.9	7.5
1951-1960	13.2	24.2	11.2	7.7	7.9	10.3	12.9	8.0	4.8
1961-1970	11.4	26.6	11.3	7.3	9.6	10.6	14.6	7.5	1.1
1971-1980	10.3	23.9	14.4	7.3	9.9	10.7	14.0	7.5	2.0
1981-1990	8.6	24.8	15.2	6.4	9.1	11.6	14.1	7.8	2.3
1931-1960	11.4	21.6	13.4	8.9	8.3	10.0	12.6	8.1	6.0
1941-1970	12.2	23.5	11.8	8.1	8.8	10.3	13.2	7.8	4.5
1951-1980	11.6	24.9	12.3	7.4	9.1	10.5	13.8	7.6	2.6
1961-1990	10.1	25.1	13.6	7.0	9.5	11.0	14.2	7.6	1.8
1927-1990	10.8	23.2	13.4	8.0	8.9	10.6	13.4	7.8	4.1

ZAGREB-GRİÇ

TABLE 45

WIND

Relative frequencies (per mille) of wind directions for the period 1951-1960

	I	IV	VII	X
N	35.1	54.2	76.9	92.2
NNE	75.7	127.4	105.2	154.5
NE	112.6	143.5	105.0	140.7
ENE	142.0	120.0	86.6	86.4
E	49.3	32.4	38.3	35.1
ESE	40.6	48.4	43.4	37.1
SE	32.3	34.7	49.2	37.7
SSE	43.8	35.6	66.9	38.2
S	25.7	36.3	64.7	29.5
SSW	45.1	36.4	39.9	39.0
SW	50.6	44.7	56.5	52.3
WSW	86.1	81.7	55.8	58.3
W	84.1	73.1	62.8	63.5
WNW	84.6	59.2	47.2	36.2
NW	39.0	38.8	50.8	38.1
NNW	24.2	23.9	33.3	32.8
C	29.2	9.7	17.5	28.4

ZAGREB-GRİÇ

TABLE 46

WIND

Relative frequencies (per mille) of wind directions at synoptic observation times for the period 1951-1960

January

Hour	1	4	7	10	13	16	19	22
N	55.4	31.0	19.5	41.2	20.1	23.8	30.4	27.5
NNE	79.6	82.8	90.9	75.6	43.6	51.0	91.2	85.9
NE	121.1	120.7	123.4	99.7	63.8	68.0	131.8	140.9
ENE	121.1	137.9	129.9	171.8	124.2	166.7	145.3	130.6
E	34.6	44.8	77.9	55.0	47.0	51.0	57.4	44.7
ESE	31.1	27.6	45.5	37.8	60.4	51.0	33.8	37.8
SE	27.7	34.5	22.7	41.2	36.9	51.0	23.6	24.1
SSE	24.2	27.6	19.5	20.6	73.8	88.4	57.4	37.8
S	17.3	10.3	32.5	13.7	43.6	30.6	30.4	24.1
SSW	34.6	41.4	32.5	34.4	114.1	68.0	47.3	24.1
SW	48.4	51.7	39.0	51.5	87.2	51.0	60.8	27.5
WSW	72.7	65.5	64.9	89.3	114.1	129.3	57.4	72.2
W	107.3	93.1	87.7	92.8	67.1	68.0	81.1	92.8
WNW	79.6	79.3	87.7	72.2	77.2	54.4	77.7	106.5
NW	69.2	55.2	45.5	48.1	13.4	23.8	40.5	51.5
NNW	34.6	37.9	22.7	41.2	10.1	6.8	20.3	37.8
C	41.5	58.6	58.4	13.7	3.4	17.0	13.5	34.4

April

Hour	1	4	7	10	13	16	19	22
N	96.7	50.0	33.3	30.0	30.0	26.7	40.0	80.0
NNE	193.3	170.0	150.0	46.7	76.7	83.3	110.0	233.3
NE	173.3	186.7	193.3	116.7	106.7	86.7	136.7	153.3
ENE	73.3	100.0	136.7	143.3	140.0	156.7	160.0	80.0
E	3.3	16.7	26.7	23.3	43.3	46.7	43.3	30.0
ESE	10.0	10.0	23.3	90.0	86.7	93.3	73.3	10.0
SE	10.0	6.7	10.0	56.7	53.3	60.0	36.7	20.0
SSE	16.7	13.3	6.7	73.3	66.7	63.3	33.3	6.7
S	10.0	6.7	26.7	96.7	83.3	53.3	23.3	13.3
SSW	10.0	20.0	6.7	56.7	93.3	73.3	36.7	6.7
SW	6.7	20.0	13.3	100.0	70.0	90.0	50.0	13.3
WSW	80.0	73.3	73.3	106.7	86.7	83.3	83.3	76.7
W	93.3	113.3	110.0	20.0	16.7	33.3	60.0	93.3
WNW	100.0	80.0	73.3	20.0	26.7	23.3	60.0	76.7
NW	53.3	70.0	50.0	16.7	20.0	23.3	33.3	43.3
NNW	43.3	33.3	26.7	3.3	0.0	3.3	20.0	60.0
C	26.7	30.0	40.0	0.0	0.0	0.0	0.0	3.3

July

Hour	1	4	7	10	13	16	19	22
N	183.9	90.3	45.2	22.6	12.9	41.9	54.8	174.2
NNE	161.3	167.7	103.2	25.8	48.4	48.4	54.8	248.4
NE	93.5	154.8	158.1	48.4	71.0	96.8	100.0	112.9
ENE	45.2	41.9	96.8	109.7	116.1	100.0	119.4	54.8
E	3.2	22.6	38.7	67.7	58.1	54.8	38.7	19.4
ESE	16.1	12.9	29.0	90.3	45.2	71.0	74.2	9.7
SE	6.5	22.6	12.9	80.6	90.3	93.5	80.6	16.1
SSE	12.9	12.9	32.3	109.7	145.2	135.5	90.3	9.7
S	19.4	32.3	51.6	116.1	135.5	64.5	64.5	22.6
SSW	6.5	22.6	25.8	77.4	80.6	77.4	32.3	3.2
SW	19.4	38.7	48.4	103.2	58.1	71.0	64.5	16.1
WSW	45.2	54.8	77.4	54.8	32.3	51.6	90.3	51.6
W	129.0	112.9	83.9	41.9	29.0	9.7	29.0	77.4
WNW	71.0	77.4	54.8	22.6	19.4	32.3	54.8	54.8
NW	100.0	58.1	61.3	12.9	35.5	35.5	19.4	64.5
NNW	58.1	32.3	48.4	12.9	22.6	16.1	29.0	58.1
C	29.0	45.2	32.3	3.2	0.0	0.0	3.2	6.5

October

Hour	1	4	7	10	13	16	19	22
N	119.4	109.7	109.7	55.0	22.6	29.1	167.7	138.7
NNE	206.5	200.0	161.3	58.3	80.6	93.9	206.5	229.0
NE	158.1	171.0	161.3	126.2	71.0	123.0	116.1	148.4
ENE	71.0	61.3	93.5	132.7	112.9	132.7	64.5	48.4
E	3.2	16.1	29.0	51.8	80.6	58.3	29.0	19.4
ESE	16.1	12.9	19.3	74.4	90.3	58.3	12.9	16.1
SE	3.2	22.6	29.0	64.7	74.2	71.2	16.1	9.7
SSE	22.6	6.5	25.8	87.4	74.2	71.2	25.8	16.1
S	3.2	12.9	12.9	71.2	74.2	38.8	9.7	9.7
SSW	3.2	12.9	9.7	51.8	106.5	103.6	25.8	12.9
SW	29.0	25.8	19.3	71.2	119.4	87.4	38.7	16.1
WSW	48.4	90.3	61.3	55.0	64.5	64.7	54.8	64.5
W	93.5	77.4	83.9	42.1	6.5	25.9	90.3	71.0
WNW	35.5	51.6	32.3	16.2	16.1	25.9	32.3	48.4
NW	64.5	48.4	41.9	19.4	0.0	9.7	61.3	71.0
NNW	61.3	45.2	29.0	19.4	6.5	6.5	45.2	58.1
C	61.3	35.5	80.6	3.2	0.0	0.0	3.2	22.6

ZAGREB-GRİÇ

TABLE 47

WIND

Monthly and annual mean velocities (m/s)

Year	I	II	III	IV	V	VI	VII	VIII	IX	X	XI	XII	Mean
1931	2.2	2.3	2.3	2.7	2.5	2.4	2.4	2.2	2.3	2.4	1.7	2.2	2.3
32	2.2	2.5	2.3	3.5	2.7	2.6	2.3	2.1	2.3	2.2	1.7	1.4	2.3
33	1.5	2.7	2.7	3.1	2.5	2.8	2.1	2.3	2.0	2.0	2.0	1.8	2.1
34	1.6	2.7	3.1	2.8	2.2	2.2	2.5	2.0	1.8	2.1	1.8	1.7	2.2
35	2.3	3.0	2.8	3.1	2.7	2.4	2.0	2.2	1.9	2.1	1.5	2.1	2.3
36	2.1	2.7	2.6	2.4	2.1	2.0	2.2	1.9	2.0	2.1	1.7	1.3	2.1
37	1.8	2.1	3.2	2.5	2.4	2.1	1.9	2.0	1.7	1.8	1.5	2.2	2.1
38	2.0	1.8	2.5	2.9	2.7	2.1	2.2	1.7	1.6	1.8	1.6	1.6	2.0
39	2.3	1.7	2.5	3.0	3.1	2.7	2.3	1.8	1.8	2.2	2.4	2.0	2.3
40	1.6	1.4	3.0	3.1	2.1	2.9	2.3	1.8	2.0	1.8	2.6	2.2	2.2
1941	1.8	2.1	2.7	2.9	2.9	2.1	2.1	1.9	2.1	2.1	1.8	3.4	2.3
42	1.8	1.7	2.1	2.8	2.6	3.0	2.2	1.9	1.9	1.6	1.9	1.7	2.1
43	1.5	2.1	3.3	2.7	2.8	2.1	2.2	2.0	2.1	1.8	2.0	1.5	2.2
44	2.0	2.8	2.7	2.5	2.4	2.2	2.0	2.1	2.0	1.8	2.0	2.2	2.2
45	1.8	2.1	2.5	2.9	2.6	2.3	2.2	2.4	2.2	1.8	1.7	1.8	2.2
46	2.3	2.5	2.5	2.4	2.1	2.1	2.0	2.1	1.8	1.8	1.6	2.0	2.1
47	1.7	1.6	2.8	2.9	2.2	2.3	2.1	1.9	1.7	1.6	1.9	2.8	2.1
48	2.2	2.3	2.1	2.6	2.1	2.3	2.2	1.8	1.5	1.8	1.6	1.3	2.0
49	1.9	2.0	2.9	2.4	2.0	2.1	1.7	2.0	1.7	1.9	2.0	1.7	2.0
50	2.0	1.9	2.3	2.0	2.5	2.3	2.0	2.0	1.8	1.5	1.8	1.6	2.0
1951	1.9	2.0	2.7	2.5	2.0	2.0	1.8	1.9	1.8	2.4	2.2	1.5	2.1
52	1.5	1.6	2.5	2.3	2.3	2.2	2.0	1.9	1.8	2.0	1.6	1.8	2.0
53	2.2	2.1	2.5	2.4	2.1	2.0	1.8	1.9	1.8	1.6	1.8	1.6	2.0
54	2.2	1.9	2.3	2.6	2.1	2.1	2.2	1.9	1.6	1.8	1.6	1.6	2.0
55	1.5	1.9	2.2	2.4	2.3	2.0	1.7	1.7	1.8	2.0	1.7	1.8	1.9
56	2.3	1.7	2.7	2.9	2.3	2.2	2.0	2.0	1.8	1.8	2.1	1.5	2.1
57	1.3	2.3	2.6	2.2	2.1	2.3	1.9	2.0	2.1	1.4	1.8	1.8	2.0
58	1.5	3.0	2.3	2.8	2.6	2.3	1.9	1.9	1.7	1.5	1.7	1.8	2.1
59	2.1	1.6	2.4	3.0	2.1	1.9	1.6	1.9	1.9	1.9	1.8	2.0	2.0
60	1.9	2.2	2.1	2.5	2.2	2.1	2.0	2.0	1.7	2.0	1.7	1.8	2.0

Year	I	II	III	IV	V	VI	VII	VIII	IX	X	XI	XII	Mean
1961	1.5	1.6	2.4	2.6	2.0	1.9	1.8	1.7	1.8	1.7	1.5	2.5	1.9
62	2.0	2.3	2.6	2.1	2.3	2.1	1.8	1.7	1.9	1.4	1.3	1.9	2.0
63	1.9	1.9	2.4	2.4	2.1	2.2	1.9	2.0	1.7	1.8	2.7	1.4	2.0
64	1.3	1.8	2.0	2.4	2.0	2.1	1.9	1.9	2.0	2.0	2.0	1.4	1.9
65	1.7	2.2	2.4	2.2	2.6	2.0	2.1	1.7	2.2	1.5	1.8	1.9	2.0
66	1.6	2.4	2.6	2.4	2.3	1.9	2.0	1.7	1.5	1.8	1.7	1.6	2.0
67	1.8	2.4	2.6	2.5	2.4	1.8	1.9	1.7	1.6	1.5	1.7	1.9	2.0
68	2.4	1.9	2.4	2.5	2.5	2.0	2.1	1.8	1.7	1.5	1.7	1.6	2.0
69	1.3	1.8	2.3	2.7	2.2	2.0	2.1	1.8	1.6	1.3	2.6	1.7	1.9
70	1.4	2.2	2.3	2.4	2.4	2.0	2.1	1.7	1.8	2.0	2.2	1.6	2.0
1971	1.4	2.3	2.6	2.3	2.2	2.4	2.0	1.7	1.8	1.8	1.9	1.3	2.0
72	1.5	1.8	2.4	2.4	2.0	2.0	1.8	1.9	1.6	2.2	1.7	1.5	1.9
73	1.3	1.9	2.2	2.7	2.4	2.0	1.9	1.5	1.6	1.7	1.9	1.8	1.9
74	1.2	2.5	2.3	2.5	1.9	2.0	2.0	1.7	1.6	1.7	1.8	1.8	1.9
75	2.0	2.4	2.3	2.4	2.1	1.8	1.8	1.7	1.6	1.5	1.7	1.4	1.9
76	2.2	1.6	1.8	2.4	1.9	1.9	1.8	1.5	1.8	1.4	1.9	1.5	1.8
77	1.6	2.1	2.1	1.9	1.8	2.1	1.8	1.7	1.7	1.7	1.9	1.8	1.9
78	1.8	1.7	2.3	2.5	2.0	2.0	1.7	1.5	1.7	1.3	1.4	1.8	1.8
79	1.8	2.2	2.4	2.3	2.3	1.6	1.9	1.6	1.5	1.7	1.7	1.8	1.9
80	1.6	1.6	2.0	2.3	2.1	2.0	1.9	1.6	1.4	1.6	2.0	1.6	1.8
1981	2.0	1.6	2.2	2.0	1.9	2.1	1.7	1.7	1.7	1.9	1.8	1.7	1.9
82	1.7	1.6	2.5	2.2	2.1	1.7	1.6	1.4	1.2	1.6	1.6	2.1	1.8
83	1.6	1.8	2.1	2.8	1.9	1.7	1.5	1.4	1.7	1.4	1.3	1.8	1.7
84	1.6	2.4	2.6	2.8	2.4	2.0	1.6	1.5	1.7	1.7	1.6	1.5	2.0
85	1.5	1.7	1.8	3.0	2.1	1.9	1.8	1.9	1.5	1.6	1.7	2.1	1.9
86	1.6	1.9	1.6	2.3	1.8	1.8	1.8	1.8	1.6	1.5	1.6	1.6	1.7

Mean values (m/s)

Period	I	II	III	IV	V	VI	VII	VIII	IX	X	XI	XII	Mean
1931-1940	2.0	2.3	2.7	2.9	2.5	2.4	2.2	2.0	1.9	2.0	1.8	1.8	2.2
1941-1950	1.9	2.1	2.6	2.6	2.4	2.3	2.1	2.0	1.9	1.8	1.8	2.0	2.1
1951-1960	1.8	2.0	2.4	2.6	2.2	2.1	1.9	1.9	1.8	1.8	1.8	1.7	2.0
1961-1970	1.7	2.0	2.4	2.4	2.3	2.0	2.0	1.8	1.8	1.6	1.9	1.8	2.0
1971-1980	1.6	2.0	2.2	2.4	2.1	2.0	1.9	1.6	1.6	1.7	1.8	1.6	1.9
1931-1960	1.9	2.1	2.6	2.7	2.4	2.3	2.1	2.0	1.9	1.9	1.8	1.9	2.1
1941-1970	1.8	2.1	2.5	2.5	2.3	2.1	2.0	1.9	1.8	1.8	1.8	1.8	2.0
1951-1980	1.7	2.0	2.4	2.4	2.2	2.0	1.9	1.8	1.7	1.7	1.8	1.7	2.0
1931-1986	1.8	2.1	2.4	2.6	2.3	2.1	2.0	1.8	1.8	1.8	1.8	1.8	2.0

ZAGREB-GRİÇ

TABLE 48

WIND

Diurnal course of the hourly mean velocities (m/s) for the period 1941-1950

Hour	I	II	III	IV	V	VI	VII	VIII	IX	X	XI	XII	Mean
0- 1	1.8	2.0	2.3	2.2	1.9	1.8	1.7	1.6	1.5	1.5	1.7	1.9	1.8
1- 2	1.8	2.0	2.3	2.1	1.9	1.8	1.5	1.5	1.4	1.5	1.7	1.9	1.8
2- 3	1.8	2.0	2.2	2.0	1.8	1.6	1.5	1.4	1.3	1.5	1.7	1.9	1.7
3- 4	1.8	1.9	2.1	1.9	1.7	1.5	1.4	1.3	1.2	1.4	1.7	1.8	1.6
4- 5	1.8	1.8	2.0	1.8	1.6	1.5	1.3	1.2	1.2	1.3	1.7	1.8	1.6
5- 6	1.7	1.8	2.0	1.8	1.5	1.5	1.2	1.1	1.2	1.4	1.7	1.8	1.5
6- 7	1.7	1.8	2.0	1.7	1.6	1.6	1.2	1.1	1.1	1.4	1.7	1.8	1.5
7- 8	1.8	1.8	2.1	2.0	2.0	1.9	1.6	1.4	1.3	1.3	1.6	1.8	1.7
8- 9	1.8	1.8	2.4	2.3	2.3	2.2	2.0	1.8	1.6	1.4	1.6	1.7	1.9
9-10	1.9	2.0	2.6	2.7	2.7	2.6	2.3	2.1	2.0	1.8	1.8	1.9	2.2
10-11	2.1	2.2	2.9	3.1	3.0	2.8	2.6	2.4	2.3	2.1	2.0	2.1	2.4
11-12	2.1	2.5	3.1	3.4	3.1	3.0	2.7	2.6	2.5	2.3	2.1	2.2	2.6
12-13	2.2	2.6	3.2	3.5	3.2	3.1	2.8	2.7	2.6	2.4	2.2	2.3	2.7
13-14	2.2	2.7	3.4	3.6	3.3	3.1	2.8	2.8	2.6	2.4	2.2	2.3	2.8
14-15	2.2	2.6	3.5	3.7	3.4	3.1	2.9	2.9	2.6	2.4	2.1	2.3	2.8
15-16	2.1	2.5	3.4	3.6	3.3	3.0	2.8	2.9	2.6	2.2	2.0	2.1	2.7
16-17	2.0	2.3	3.3	3.5	3.2	3.0	2.8	2.8	2.4	2.0	1.9	2.1	2.6
17-18	1.9	2.1	2.9	3.3	3.0	2.8	2.6	2.5	2.2	1.9	1.8	2.0	2.4
18-19	1.9	2.1	2.5	2.8	2.6	2.5	2.4	2.1	2.0	1.9	1.8	2.1	2.2
19-20	1.9	2.0	2.4	2.5	2.3	2.1	2.1	2.1	2.1	1.9	1.8	2.1	2.1
20-21	1.9	2.1	2.4	2.5	2.2	2.1	2.0	2.0	2.0	1.8	1.7	2.1	2.1
21-22	1.9	2.0	2.4	2.4	2.2	2.0	2.0	1.9	1.9	1.8	1.8	2.1	2.0
22-23	1.8	2.0	2.4	2.3	2.2	2.0	2.0	1.8	1.8	1.8	1.8	2.0	2.0
23-24	1.8	2.0	2.3	2.3	2.0	1.9	1.8	1.8	1.6	1.6	1.7	1.9	1.9

ZAGREB-GRİÇ

TABLE 49

WIND

Monthly and annual absolute maximum velocities (m/s)

Year	I	II	III	IV	V	VI	VII	VIII	IX	X	XI	XII	Max.
1946	16.0	12.5	12.5	17.0	14.0	16.0	18.0	14.0	14.0	6.8	5.8	17.0	18.0
47	11.0	6.4	17.5	14.0	6.9	19.0	13.0	6.6	14.0	14.0	9.9	18.0	19.0
48	11.1	9.0	11.5	14.0	16.0	10.8	18.4	12.5	13.3	11.1	12.0	5.1	18.4
49	7.1	10.0	18.8	21.3	10.6	10.4	9.0	14.4	6.0	11.0	11.4	10.6	21.3
50	12.2	15.6	14.0	12.2	13.8	16.0	16.5	13.4	15.6	11.0	17.9	7.5	17.9
1951	10.0	6.7	14.6	16.2	11.7	11.0	29.6	11.5	6.4	6.8	14.3	10.2	29.6
52	14.5	14.6	15.1	10.3	11.7	16.3	12.6	10.8	11.5	13.4	9.1	12.3	16.3
53	14.5	13.6	15.7	13.0	9.3	11.0	19.0	10.7	14.5	10.3	11.1	15.0	19.0
54	11.3	11.3	13.7	20.6	22.3	11.0	11.9	16.4	13.2	11.6	14.5	8.2	22.3
55	11.2	11.6	10.0	13.3	11.7	10.8	12.0	30.6	12.0	20.5	14.7	11.0	30.6
56	14.0	12.0	12.0	11.8	17.5	17.9	16.0	17.0	19.2	14.4	17.5	18.8	19.2
57	14.8	16.6	17.8	15.5	17.2	23.5	19.3	18.1	24.9	11.5	17.5	20.0	24.9
58	15.5	20.3	17.4	18.2	17.8	20.8	14.0	14.9	13.0	18.0	14.2	14.5	20.8
59	15.6	12.2	18.8	18.5	14.1	19.9	23.2	18.9	13.0	17.1	12.8	20.9	23.2
60	18.2	14.3	12.5	15.4	18.0	14.0	13.2	17.2	10.2	14.6	12.0	14.7	16.2
1961	9.0	14.3	15.0	13.2	12.6	12.3	16.8	12.9	12.3	14.9	16.1	20.0	20.0
62	21.1	18.7	15.6	18.9	15.3	14.0	10.1	12.6	11.8	8.0	9.8	16.7	21.1
63	13.1	13.0	17.9	14.6	13.4	11.4	15.9	14.9	15.0	19.1	18.1	9.2	19.1
64	11.8	19.2	11.5	22.3	13.7	15.4	16.1	14.5	18.1	19.0	15.7	11.5	22.3
65	14.1	17.2	16.7	15.6	22.5	17.5	26.8	25.5	18.8	10.1	14.8	18.2	26.8

Year	I	II	III	IV	V	VI	VII	VIII	IX	X	XI	XII	Max.
1966	16.0	21.3	17.8	18.0	16.1	32.5	17.8	16.9	18.4	15.8	15.9	14.0	32.5
67	16.9	19.4	18.0	20.2	19.6	13.5	21.7	18.6	19.5	14.9	17.3	17.1	21.7
68	21.7	15.4	17.0	16.7	16.5	18.9	20.0	16.5	15.3	13.9	15.2	10.2	21.7
69	10.8	20.9	13.2	17.2	15.5	14.8	23.0	15.9	15.7	11.5	22.2	17.5	23.0
70	13.8	18.4	17.9	17.9	17.5	18.4	20.0	23.3	13.7	13.3	15.0	15.4	23.3
1971	11.2	14.0	16.3	15.5	13.0	18.0	11.6	22.5	13.3	16.1	20.5	18.5	22.5
72	9.2	17.1	15.9	16.0	20.1	18.9	16.7	24.8	12.7	18.8	19.0	8.7	24.8
73	8.9	12.9	14.2	21.4	14.3	17.0	16.4	12.1	14.4	18.7	18.8	14.2	21.4
74	6.2	16.3	14.6	16.8	15.8	12.6	18.2	14.6	14.4	13.1	14.4	13.6	18.2
75	13.6	16.8	15.3	18.0	18.3	20.6	18.0	24.8	14.0	10.0	15.8	10.8	24.8
76	22.0	7.6	10.4	15.4	12.6	12.7	16.8	14.6	15.9	14.0	15.7	14.8	22.0
77	12.3	19.4	17.1	18.2	16.3	15.7	17.1	20.4	18.0	19.6	17.2	15.3	20.4
78	16.9	12.2	20.2	18.0	16.0	18.1	22.0	18.0	12.9	15.8	16.1	18.9	22.0
79	16.5	15.8	24.2	18.7	24.0	21.3	14.3	22.3	16.2	17.3	20.4	21.2	24.2
80	17.3	14.3	13.2	15.7	17.0	16.7	21.3	22.6	15.3	14.8	15.7	15.6	22.6
1981	22.8	11.9	17.8	16.6	13.2	20.1	17.0	11.6	14.6	16.2	18.4	14.4	22.8
82	16.7	15.3	17.4	20.0	17.2	25.2	14.6	15.2	18.8	14.7	19.3	19.4	25.2
83	19.0	12.7	16.3	16.4	13.8	19.2	24.0	15.0	18.6	17.2	13.8	19.4	24.0
84	22.6	25.2	24.7	19.0	22.6	16.1	15.4	11.3	21.6	20.0	15.0	12.0	25.2
85	16.0	12.0	14.9	15.4	13.5	13.3	13.6	19.7	11.3	16.7	18.1	16.8	19.7
86	19.4	12.5	14.1	16.3	16.3	17.7	18.0	19.7	13.6	15.5	18.9	15.7	19.7
87	11.7	11.7	17.3	18.5	19.7	17.5	15.1	15.8	16.9	11.7	14.1	10.1	19.7
88	20.0	15.5	15.4	15.2	13.4	16.4	16.5	16.2	15.2	13.4	10.7	18.8	20.0
89	12.4	14.8	14.5	15.0	19.6	14.0	20.0	15.9	16.0	15.2	15.0	15.7	20.0
1990	13.4	19.3	24.9	13.5	11.1	13.1	19.4	18.0	14.2	14.7	12.5	20.2	24.9

Mean values (m/s)

Period	I	II	III	IV	V	VI	VII	VIII	IX	X	XI	XII	Max.
1946-1990	14.5	14.7	16.0	16.6	15.6	16.5	17.3	16.8	14.8	14.4	15.2	14.8	22.1

Highest values (m/s) with the year of occurrence

Period	I	II	III	IV	V	VI	VII	VIII	IX	X	XI	XII	Max.
1946-1950	16.0	15.6	18.8	21.3	16.0	19.0	18.4	14.4	15.6	14.0	17.9	18.0	21.3
	1946	1950	1949	1949	1948	1947	1948	1949	1950	1947	1950	1947	1949
1951-1960	18.2	20.3	18.8	20.6	22.3	23.5	29.6	30.6	24.9	20.5	17.5	20.9	30.6
	1960	1958	1959	1954	1954	1957	1951	1955	1957	1955	1956	1959	1955
1961-1970	21.7	21.3	18.0	22.3	22.5	32.5	26.8	25.5	19.5	19.1	22.2	20.0	32.5
	1968	1966	1967	1964	1965	1966	1965	1965	1967	1963	1969	1961	1966
1971-1980	22.0	19.4	24.2	21.4	24.0	21.3	22.0	24.8	18.0	19.6	20.5	21.2	24.8
	1976	1977	1979	1973	1979	1979	1978	1972	1977	1977	1971	1979	1972
								1975					1975
1981-1990	22.8	25.2	24.9	20.0	22.6	25.2	24.0	19.7	21.6	20.0	19.3	20.2	25.2
	1981	1984	1990	1982	1984	1982	1983	1985	1984	1984	1982	1990	1982
								1986					1984
1951-1980	22.0	21.3	24.2	22.3	24.0	32.5	29.6	30.6	24.9	20.5	22.2	21.2	32.5
	1976	1966	1979	1964	1979	1966	1951	1955	1957	1955	1969	1979	1966
1961-1990	22.8	25.2	24.9	22.3	24.0	32.5	26.8	25.5	21.6	20.0	22.2	21.2	32.5
	1981	1984	1990	1964	1979	1966	1965	1965	1984	1984	1969	1979	1966
1946-1990	22.8	25.2	24.9	22.3	24.0	32.5	29.6	30.6	24.9	20.5	22.2	21.2	32.5
	1981	1984	1990	1964	1979	1966	1951	1955	1957	1955	1969	1979	1966

ZAGREB-GRIC

TABLE 50

WIND

Number of days with a wind velocity 15.0 m/s or more

Year	I	II	III	IV	V	VI	VII	VIII	IX	X	XI	XII	Sum
1946	1			2		1	1					1	6
47			2			2						1	5
48					1		1						2
49			4	1									5
50		1				1	1		1		1		5
1951				2			1						3
52			1			1							2
53			1				3					1	5
54				2	1			2					5
55								1		3			4
56					3	4	2	2	1		1	1	14
57		1	1	1	3	4	3	5	3		1	1	23
58	2	5	3	2	4	3				1			20
59	1		1	5		3	3	5		3		2	23
60	1			1	1			1					4
1961			1				2				1	5	9
62	3	1	2	1	1							3	11
63			1				2		1	1	3		8
64		2		2		1	1		2	2	1		11
65		3	3	1	7	2	3	3	2			1	25
66	1	3	3	3	3	2	4	2	3	1	2		27
67	3	3	6	4	4		3	2	1		1	3	30
68	5	1	3	4	1	1	6	1	1		1		24
69		2		1	1		2	1	1		1	2	11
70		2	2	6	4	2	6	1			1	1	25
1971			2	1		1		3		1	3	2	13
72		2	2	3	2	3	2	2		2	2		20
73				4		2	3			2	1		12
74		3		2	1		1						7
75		2	1	1	2	1	3	2			1		13
76	1			1			1		1		2		6
77		6	1	1	1	3	2	2	1	3	2	1	23
78	1		6	3	2	1	3	1		1	2	1	21
79	2	3	5	5	6	3		2	1	2	3	4	36
80	1			2	2	3	3	1	1		3	2	18
1981	5		5	2		4	2			2	2		22
82	1	1	1	3	2	3		1	1		2	4	19
83	3		1	3		1	3	1	3	1			20
84	4	5	5	6	1	1	1		3	2	1		29
85	1			2				2		1	1	2	9
86	3			1	1	1	1	1		3	1	1	13
87			4	1	2	3	1	1	3				15
88	2	1	3	1		2	2	3	1			2	17
89				1	2		1	1	2	1	1	4	13
1990		2	2				1	1				3	9

Mean values

Period	I	II	III	IV	V	VI	VII	VIII	IX	X	XI	XII	Sum
1951-1960	0.4	0.6	0.7	1.3	1.2	1.5	1.2	1.6	0.4	0.7	0.2	0.5	10.3
1961-1970	1.2	1.7	2.1	2.2	2.1	0.8	2.9	1.0	1.1	0.4	1.1	1.5	18.1
1971-1980	0.5	1.6	1.7	2.3	1.6	1.7	1.8	1.3	0.4	1.1	1.9	1.0	16.9
1981-1990	1.9	0.9	2.1	2.0	0.8	1.5	1.2	1.1	1.3	1.0	0.8	2.0	16.6
1951-1980	0.7	1.3	1.5	1.9	1.6	1.3	2.0	1.3	0.6	0.7	1.1	1.0	15.1
1961-1990	1.2	1.4	2.0	2.2	1.5	1.3	2.0	1.1	0.9	0.8	1.3	1.5	17.2
1946-1990	0.9	1.1	1.6	1.8	1.3	1.3	1.6	1.1	0.7	0.7	0.9	1.2	14.3

ZAGREB-GRIČ

TABLE 51

WIND

Number of days with a strong wind (6 Beauforts or more)

Year	I	II	III	IV	V	VI	VII	VIII	IX	X	XI	XII	Sum
1931	1	3	3	2	4	1	4	5	3	4		1	31
32	3		1	6	2	2	2		1				17
33		6	6	5	4	8	3	5		5	1	2	45
34		6	9	3	2	4	5	2	2	3	1		37
35	4	6	5	3	2	4		3	2	3			32
36	4	7	5	5	2	3	4	3	1	2	2	1	39
37	1	2	12	4	2	2	4	4	2	2	2	1	38
38	2		5	6	1	2	1	1			1		19
39	3		2	5	4	3	3	1	4	2	6	1	34
40	2		5	3	1	4	3		2	1	6	2	29
1941	1	3	4	2	6	1	1	1		1	1	4	25
42		3		1	6	5	2		2	1			20
43			3	2	2	1	3	3	2		4		20
44	3	4	7	4	2	3	3		4			2	32
45	2	2	1	2	5	3	2	6			3	3	29
46	5	3	4	5	5	3	4	3	2			1	35
47	1	1	8	7		4	3		1	2	1	2	30
48	3		2	5	4	2	4	3	1	1	1		26
49		2	8	4	2	2	4	3		2	2	2	27
50	3	5	7	2	1	2	6	3	3	1	2		35
1951			4	4	1	1	2	1			2		15
52		1	2	1		1			1				6
53	2	3	3	3			1		1			1	14
54	1		3	5	2			2			3		16
55								1		3	4	1	9
56	3	2	1	2	10	6	10	1		4	3	1	43
57	4	6	7	6	4	8	3	5	3		3	2	51
58	2	5		2	2	2	2	1		2	1	1	18
59	4	1	3	8	5	9	7	7	4	4	2	6	60
60	2			4	5	2	3	3	1	1		3	24
1961			2	1		2	1			1	1	2	10
62	3	2	2	2	4	2	2	1	1			4	21
63	1	1	2	2	5	1	3	5	4	1	6		31
64		4	1	3	1	3	2	1	4	4	4		27
65	3	2	6	5	6	1	5	5	4		3	3	43
66	1	8	8	5	8	5	7	4	5	2	4	5	62
67	6	10	9	6	7	3	4	3	3	2	4	6	63
68	9	2	8	6	7	3	7	4	3	2	2	1	54
69		3	4	6	6	4	5	3	1		7	3	42
70	1	4	2	6	6	2	7	1		4	6	4	43
1971		4	5	3	1	3	3	3		3	3	2	30
72			4	3	2	7	7	4	2	2	2		33
73			3	6	3	4	3		1	2	2	2	26
74		4	1	2	2		1	2	1		2	4	19
75	3	3	4	4	3	2	3	1	1		2		26
76	3			3	2	2	2	1	3	2	1	7	26
77	2	9	5	1	3	5	2	1	1	4	1		34
78	1		5	3	2	2	1	1	1	2	1	2	21
79	1	1	5	3	4	3	4	1	1		3	2	28
80					3	2	6	1	1				13
1981	3		3	2		3	2		1	2	1		17
82			3	4	2	2					1	2	14
83	1		1	9	1	2	4	1	4		1	2	26
84	1	5	5	5	2	6	1		4	5			34
85				5	2	1	2	4	1	3	1	3	22
86	1			4	1	1	2	4	2	2	2		19
87			2		1			1	3		1		8
88	1	5	5	4	1	3	6	2	2	2		3	34
89		2	4	8	9	1	3		2	1	2	4	36
1990	1	5	4	2	1	1	1	1	3	3	1	5	28

Mean values

Period	I	II	III	IV	V	VI	VII	VIII	IX	X	XI	XII	Sum
1931-1940	2.0	3.0	5.3	4.2	2.4	3.3	2.9	2.4	1.7	2.2	1.9	0.8	32.1
1941-1950	1.8	2.3	4.4	3.4	3.3	2.6	2.8	2.2	1.5	0.8	1.4	1.4	27.9
1951-1960	1.8	1.8	2.3	3.5	2.9	2.9	2.6	2.1	1.0	1.4	1.8	1.5	25.6
1961-1970	2.4	3.6	4.4	4.2	5.0	2.6	4.1	2.7	2.5	1.6	3.7	2.8	39.6
1971-1980	1.0	2.1	3.2	2.8	2.5	3.0	3.2	1.5	1.2	1.5	1.7	1.9	25.6
1981-1990	0.8	1.7	2.7	4.3	2.0	2.0	2.1	1.3	2.2	1.8	1.0	1.9	23.8
1931-1960	1.9	2.4	4.0	3.7	2.9	2.9	2.8	2.2	1.4	1.5	1.7	1.2	28.5
1941-1970	2.0	2.6	3.7	3.7	3.7	2.7	3.2	2.3	1.7	1.3	2.3	1.9	31.0
1951-1980	1.7	2.5	3.3	3.5	3.5	2.8	3.3	2.1	1.6	1.5	2.4	2.1	30.3
1961-1990	1.4	2.5	3.4	3.8	3.2	2.5	3.1	1.8	2.0	1.6	2.1	2.2	29.7
1931-1990	1.6	2.4	3.7	3.7	3.0	2.7	3.0	2.0	1.7	1.6	1.9	1.7	29.1

ZAGREB-GRİČ

TABLE 52

WIND

Number of days with a gale wind (8 Beauforts or more)

Year	I	II	III	IV	V	VI	VII	VIII	IX	X	XI	XII	Sum
1931													
32				1									1
33			1					2		1			4
34			1	1		1	2		1				6
35		1	2					2					5
36		2		1			2		1				6
37			1				1						2
38			1	1									2
39	1		1		1								3
40			1	1							1		3
1941					1							1	2
42						1							1
43									1				1
44													
45					1		1	2				1	5
46						1	1						2
47			1			2						1	4
48							1						1
49			2	1									3
50						1	1		1		2		5
1951				2			1						3
52													
53													
54				1									1
55								1		2			3
56							2						2
57			1		1	2							4
58													
59			1	1		1	1	1				1	6
60					1			1					2

Year	I	II	III	IV	V	VI	VII	VIII	IX	X	XI	XII	Sum
1961												1	1
62													1
63								1					1
64		1	1	1				1	1				3
65					2		3	1					7
66				1		2					1		4
67	3	1		1			1						6
68	1					1	1						3
69		2					1					1	4
70													
1971								2					2
72					1	1		2		1			5
73				1							1		2
74							1						1
75				1	1	1		1					4
76	1												1
77													
78			1				1						2
79			1	1	3	1		1				1	8
80							1	1					2
1981	1		2	1									4
82			1		1	1					1	1	5
83	1						1					2	4
84	1	1	1		1				2	2			8
85								1					1
86													
87													
88													
89							1						1
1990		1					1					2	4

Mean values

Period	I	II	III	IV	V	VI	VII	VIII	IX	X	XI	XII	Sum
1931-1940	0.1	0.3	0.8	0.5	0.1	0.1	0.5	0.4	0.2	0.1	0.1		3.2
1941-1950			0.3	0.1	0.2	0.5	0.4	0.2	0.2		0.2	0.3	2.4
1951-1960			0.2	0.4	0.2	0.3	0.4	0.3		0.2		0.1	2.1
1961-1970	0.4	0.4	0.1	0.3	0.2	0.3	0.6	0.2	0.1		0.2	0.1	2.9
1971-1980	0.1		0.2	0.3	0.5	0.3	0.3	0.7		0.1	0.1	0.1	2.7
1981-1990	0.3	0.2	0.4	0.1	0.2	0.1	0.3	0.1	0.2	0.2	0.1	0.5	2.7
1931-1960	0.0	0.1	0.4	0.3	0.2	0.3	0.4	0.3	0.1	0.1	0.1	0.1	2.6
1941-1970	0.1	0.1	0.2	0.3	0.2	0.4	0.5	0.2	0.1	0.1	0.1	0.2	2.5
1951-1980	0.2	0.1	0.2	0.3	0.3	0.3	0.4	0.4	0.0	0.1	0.1	0.1	2.6
1961-1990	0.3	0.2	0.2	0.2	0.3	0.2	0.4	0.3	0.1	0.1	0.1	0.2	2.8
1931-1990	0.2	0.2	0.3	0.3	0.2	0.3	0.4	0.3	0.1	0.1	0.1	0.2	2.7

WIND

Seasonal and annual mean relative frequencies (per mille) of wind directions depending on wind velocity classes for the period 1950-1965

	0-1 h							12-13 h						
	a	b	c	d	e	f	Sum	a	b	c	d	e	f	Sum
N	45	17	9	5	1	4	81	3	11	9	9	1	1	34
NNE	66	66	19	12	3	1	167	4	8	21	14	7	1	55
NE	55	78	36	15	1		185	6	33	31	16	4	2	92
ENE	40	39	9	3			91	22	65	33	7			127
E	10	4	1				15	6	25	16	2			49
ESE	9	4					13	12	49	21	2			84
SE	8	2					10	5	38	12				55
SSE	9	1	1				11	14	63	12				89
S	7	2					9	9	65	17	1			92
SSW	12	3	1				16	3	38	20	4	2	1	68
SW	10	4	1	1			16	7	35	23	12	8	9	94
WSW	22	30	9	6	1	1	69	4	24	23	8	6	12	77
W	33	49	17	6	1		106	5	9	8	5		3	30
WNW	28	30	18	6	2	1	85	7	7	11	4	1		30
NW	21	20	11	3	4	1	60	1	7	4	1	1		14
NNW	29	9	3	1	1		43	5	2	2		1		10
C	23						23							
Sum	427	358	135	88	14	8	1000	113	479	263	85	31	29	1000

	0-1 h							12-13 h						
	a	b	c	d	e	f	Sum	a	b	c	d	e	f	Sum
N	107	48	6	4	2		167	6	9	11	3			29
NNE	94	77	14	1		1	187	4	11	14	7	1	1	38
NE	54	47	10	2			113	9	40	22	9			80
ENE	30	12	4				46	17	64	20	1			102
E	15	4					19	11	43	9				63
ESE	10	2					12	5	39	11				55
SE	8						8	7	61	16				84
SSE	5	2	1				8	12	94	14				120
S	11	1					12	11	96	14	1			122
SSW	6	3					9	11	48	17	6	2		84
SW	17	7					24	6	30	19	22	9	2	88
WSW	25	22					47	3	25	8	6	2	1	45
W	45	58	9	1			113	3	11	10	2	1		27
WNW	31	33	8	3		1	76	9	12	3	1	1		26
NW	37	20	12	5	1		75	6	5	7	1	1		20
NNW	28	15	3	1			47	4	10	2	1			17
C	37						37							
Sum	560	351	67	17	3	2	1000	124	598	197	60	17	4	1000

Autumn (IX, X, XI)

	0-1 h						Sum	12-13 h						Sum
	a	b	c	d	e	f		a	b	c	d	e	f	
N	61	21	8	5	1	2	98	7	4	6	1	2	1	21
NNE	84	44	14	8	4	3	157	6	18	10	10	2	2	48
NE	61	75	29	10	1		176	15	36	33	11	1		96
ENE	38	25	8	2			73	32	62	26	4			124
E	20	5	1				26	30	29	7				66
ESE	14	3					17	28	46	5				79
SE	12	1	1				14	42	55	2				99
SSE	14	4					18	31	45	1				77
S	7	1				1	9	30	45	3			1	79
SSW	6	3	1				10	18	48	9	1	1	1	78
SW	14	8	1	1			24	19	32	19	3	4	4	81
WSW	24	13	7	3	1		48	15	22	12	12	7	3	71
W	39	53	15	2			109	7	9	5	7	4	1	33
WNW	37	23	10	1	2		73	9	12	7	1		1	30
NW	40	12	9		1		62	5	2	1	3			11
NNW	33	7	2				42	4	1		1			6
C	44						44	1						1
Sum	548	298	106	32	10	6	1000	299	466	146	54	21	14	1000

Winter (XII, I, II)

	0-1 h						Sum	12-13 h						Sum
	a	b	c	d	e	f		a	b	c	d	e	f	
N	32	8	2	2	1	1	46	3	5	6	5	2	1	22
NNE	47	20	15	7	4	2	95	11	13	19	8	7	1	59
NE	55	54	25	13		1	148	29	27	19	13	2	1	91
ENE	80	39	9	2	1		131	55	49	16	4			124
E	36	10	2				48	38	19	4				61
ESE	22	4					26	28	19	3				50
SE	26	3					29	36	19					55
SSE	22	3					25	47	28					75
S	25	2		1			28	37	23	1				61
SSW	21	4	1		1		27	41	29	5	2	1	1	79
SW	30	7	2	4	1	1	45	37	32	14	5		2	90
WSW	32	25	7	3	1	1	69	27	36	19	11	2	6	101
W	46	34	17	5	1	1	104	21	21	7	5	3	1	58
WNW	28	17	15	5	4		69	14	16	8	2	1		41
NW	25	13	2	4		1	45	10	4	4	1	3		22
NNW	23	7			1		31	5	1	1	1	1		9
C	34						34	2						2
Sum	584	250	97	46	15	8	1000	441	341	126	57	22	13	1000

Year

	0-1 h						Sum	12-13 h						Sum
	a	b	c	d	e	f		a	b	c	d	e	f	
N	61	23	6	4	1	2	97	5	7	8	4	1	1	26
NNE	73	52	15	7	3	2	152	6	13	16	10	4	1	50
NE	56	63	25	10	1		155	15	34	26	12	2	1	90
ENE	47	29	7	2			85	32	60	24	4			120
E	20	6	1				27	21	29	9	1			60
ESE	14	3					17	18	38	10	1			67
SE	13	2					15	23	43	7				73
SSE	12	2	1				15	26	57	7				90
S	12	2					14	22	57	9	1			89
SSW	11	3	1				15	18	41	13	4	2	1	79
SW	18	6	1	2			27	17	32	19	10	5	4	87
WSW	28	22	6	3	1	1	61	12	29	13	7	4	6	71
W	41	48	14	3	1		107	9	13	7	5	2	1	37
WNW	31	26	13	4	2	1	77	10	12	7	2	1		32
NW	31	16	8	3	2	1	61	6	5	4	2	1		18
NNW	28	9	2	1	1		41	5	3	1	1			10
C	34						34	1						1
Sum	530	312	100	39	12	7	1000	246	473	180	64	22	15	1000

ZAGREB-GRIČ

TABLE 54

WIND

Monthly and annual mean velocities (m/s) belonging to particular wind directions
for the periods 1901–1910 and 1941–1950

1901–1910													
	I	II	III	IV	V	VI	VII	VIII	IX	X	XI	XII	Year
N	2.20	1.51	2.20	2.83	2.29	2.30	2.02	2.08	1.68	1.69	1.71	1.93	2.05
NNE	2.81	2.84	2.80	2.98	2.52	2.20	2.03	2.27	2.10	2.13	2.30	2.22	2.39
NE	2.51	3.05	3.08	3.02	2.60	2.93	1.99	2.37	2.66	2.73	2.38	2.45	2.70
ENE	2.34	2.17	2.50	2.59	2.42	1.93	2.23	2.26	2.02	1.82	1.98	1.93	2.18
E	1.40	1.54	1.74	2.21	2.17	1.52	1.65	1.55	1.52	1.47	1.54	1.58	1.64
ESE	1.34	2.30	2.10	2.03	2.03	1.92	1.89	1.97	1.70	1.62	1.50	1.33	1.78
SE	1.20	1.51	2.07	1.86	2.07	1.90	1.81	1.91	1.75	1.41	1.44	1.13	1.71
SSE	1.39	1.55	2.62	2.37	2.08	2.18	1.94	1.79	1.69	1.85	2.16	1.94	1.96
S	1.19	1.58	2.31	2.23	1.89	2.18	2.03	1.97	1.54	1.41	1.79	1.84	1.86
SSW	2.12	2.37	3.02	2.70	3.12	2.56	2.66	1.98	2.14	1.87	2.20	1.92	2.38
SW	2.42	2.43	3.91	4.08	3.26	3.48	2.94	2.46	2.18	2.64	2.28	2.06	2.83
WSW	3.05	4.64	4.85	4.63	3.57	3.56	2.42	2.77	2.30	3.46	3.60	2.83	3.57
W	2.37	2.53	3.29	3.51	3.01	2.66	2.05	2.26	3.11	1.25	1.77	1.37	2.56
WNW	2.69	3.05	2.86	2.96	2.58	2.38	2.57	1.97	2.05	2.17	2.49	3.20	2.66
NW	2.77	1.95	2.15	2.35	2.63	2.28	2.26	2.96	1.80	2.09	1.77	2.38	2.30
NNW	1.63	2.29	2.64	2.64	2.48	2.55	2.70	1.78	1.97	2.01	2.26	1.52	2.25
1941–1950													
	I	II	III	IV	V	VI	VII	VIII	IX	X	XI	XII	Year
N	2.16	2.16	2.81	2.25	2.56	2.05	1.89	2.02	1.86	1.94	1.62	2.40	2.13
NNE	2.38	2.19	2.40	2.50	2.29	2.69	2.02	2.12	2.18	2.10	2.09	2.50	2.27
NE	2.79	2.67	2.51	2.90	2.39	2.16	2.07	2.08	1.93	1.91	2.24	2.55	2.36
ENE	1.79	1.93	2.75	2.22	2.14	2.15	2.07	1.84	1.69	1.89	1.92	2.41	2.08
E	1.63	1.57	1.99	1.72	1.77	1.75	1.66	1.97	1.58	1.26	1.41	1.75	1.68
ESE	1.51	1.32	2.37	1.74	2.02	1.76	1.66	2.01	2.03	1.61	1.41	1.18	1.71
SE	1.21	1.61	2.06	2.14	1.88	1.86	2.08	2.12	1.84	1.74	1.40	1.16	1.80
SSE	1.22	1.72	2.19	1.83	2.26	2.02	1.93	1.83	1.92	1.48	1.21	1.68	1.78
S	1.25	1.73	2.91	2.50	2.09	2.02	1.82	1.51	1.57	1.71	1.40	1.20	1.72
SSW	1.48	2.10	2.72	3.02	2.90	2.39	2.20	1.99	1.97	1.74	2.12	1.54	2.16
SW	1.96	2.46	2.87	3.99	3.22	2.94	2.34	2.17	2.71	2.18	2.08	2.40	2.65
WSW	2.43	2.62	3.75	3.69	2.48	2.55	2.29	2.27	1.99	2.67	2.18	2.42	2.61
W	2.22	2.57	3.08	2.45	2.91	2.13	2.15	2.15	1.71	1.89	1.73	2.23	2.34
WNW	2.10	2.57	3.03	2.98	2.31	2.58	1.83	2.05	2.07	1.77	2.00	2.02	2.31
NW	1.70	2.14	2.68	2.45	2.44	2.13	2.38	1.95	1.87	1.92	2.19	2.08	2.18
NNW	1.24	2.30	2.62	2.48	2.52	2.19	2.10	2.45	1.62	1.43	1.10	2.01	2.03

WIND

Monthly and annual wind vector and steadiness for the period 1951-1960

Mean velocity of the resultant wind (m/s)

Year	I	II	III	IV	V	VI	VII	VIII	IX	X	XI	XII
1951	0.38	0.66	0.40	0.39	0.26	0.34	0.53	0.15	0.92	1.83	0.73	0.35
52	0.34	0.32	0.40	0.31	0.15	0.11	0.85	0.12	0.08	0.34	0.38	0.87
53	1.15	0.61	0.83	0.58	0.84	0.54	0.22	0.96	0.32	1.14	0.92	0.99
54	0.85	0.89	0.43	0.97	0.37	0.20	0.37	0.26	0.27	0.30	0.78	0.15
55	0.15	0.30	0.52	0.83	0.25	0.30	0.31	0.44	1.11	0.04	0.89	0.36
56	0.49	0.94	1.23	0.82	0.71	0.21	0.13	0.07	0.64	0.57	0.46	0.10
57	0.59	0.68	0.56	1.13	1.17	0.28	0.17	0.41	1.25	0.74	0.86	0.45
58	0.11	1.74	0.64	0.72	0.68	0.46	0.51	0.12	0.13	0.24	1.22	1.14
59	0.53	0.18	0.53	0.35	0.57	0.44	0.45	0.69	0.59	0.18	1.11	0.51
1960	0.41	0.68	0.49	1.19	0.64	0.27	0.37	0.38	0.77	0.91	0.26	0.73
1951- -1960	0.35	0.16	0.54	0.58	0.40	0.17	0.29	0.29	0.51	0.41	0.55	0.30

Azimuth (°, 0=N, 90=E)

Year	I	II	III	IV	V	VI	VII	VIII	IX	X	XI	XII
1951	24	68	295	308	353	40	44	67	59	43	268	191
52	291	259	17	328	351	140	63	22	282	191	290	1
53	2	3	356	0	25	200	112	20	306	19	355	4
54	359	27	340	21	333	306	276	330	32	347	37	117
55	91	357	164	212	64	81	12	206	40	332	40	319
56	274	60	37	287	36	330	26	78	40	33	37	340
57	54	284	355	40	22	338	318	245	324	220	48	206
58	148	255	15	30	264	291	39	337	0	22	55	335
59	311	179	186	321	41	35	8	17	33	25	35	8
60	290	26	50	62	14	105	333	267	40	77	325	10
1951- -1960	297	357	19	9	9	306	34	9	28	18	28	352

Steadiness of the wind (%)

Year	I	II	III	IV	V	VI	VII	VIII	IX	X	XI	XII
1951	20	32	15	16	13	17	28	7	49	77	30	23
52	21	20	16	13	7	5	41	6	4	16	23	47
53	50	29	32	23	41	27	13	51	18	67	52	59
54	40	46	19	40	18	10	17	13	16	16	49	9
55	9	16	23	35	12	15	18	25	54	19	49	21
56	20	57	45	29	32	11	66	4	36	31	22	7
57	46	28	22	53	57	12	8	21	58	50	45	26
58	7	55	27	27	27	20	27	7	7	16	69	61
59	49	10	22	13	28	22	26	37	31	9	62	26
60	22	30	27	48	31	13	19	20	43	43	14	37
1951- -1960	19	8	22	23	19	8	15	15	27	22	30	17

ZAGREB-GRIC

TABLE 56a

SUNSHINE DURATION

Monthly and annual sums (hours) after Jordan sunshine recorder

Year	I	II	III	IV	V	VI	VII	VIII	IX	X	XI	XII	Sum
1889	70.3	100.5	144.0	168.5	261.7	271.2	288.7	252.5	114.9	113.4	94.3	25.9	1905.9
90	49.5	75.0	192.3	172.2	248.8	259.8	273.5	328.0	166.2	148.4	56.4	38.3	2008.4
1891	60.9	112.1	167.1	131.3	254.0	266.1	267.1	290.0	251.9	164.2	59.7	48.9	2073.3
92	52.2	48.7	129.0	181.7	231.7	258.9	307.2	302.5	263.2	135.5	97.2	82.3	2090.1
93	65.6	161.5	196.6	276.9	211.3	213.0	309.1	274.8	228.4	202.4	33.7	63.6	2236.9
94	49.2	173.1	183.2	214.7	246.7	270.1	358.3	297.8	168.4	127.3	92.5	52.7	2234.0
95	71.9	109.8	155.6	168.8	285.2	306.1	330.6	308.3	285.1	119.5	94.9	52.6	2288.4
96	45.4	171.4	196.1	177.3	198.5	247.9	310.8	239.1	211.8	148.7	63.4	43.8	2054.2
97	60.9	157.8	206.7	206.6	213.7	320.3	303.9	351.0	230.9	141.6	126.5	70.8	2390.7
98	74.5	85.2	181.2	177.0	248.6	314.8	281.4	341.1	241.3	119.1	40.0	95.2	2199.4
99	103.7	177.1	207.4	204.3	173.7	255.1	271.5	273.6	192.5	226.5	130.5	42.1	2258.0
1900	40.4	117.4	138.6	161.8	155.0	253.4	321.6	204.0	254.7	137.6	29.1	40.9	1854.5
1901	108.5	156.0	93.4	183.4	255.1	247.4	305.3	246.0	146.0	92.2	102.9	68.2	2004.4
02	138.1	11.3	185.5	208.1	177.1	215.4	302.4	294.8	232.3	83.2	59.7	40.5	1948.4
03	147.3	136.0	193.0	170.9	242.9	221.5	255.9	327.7	245.6	150.4	66.7	9.4	2167.3
04	19.6	48.0	75.4	121.5	201.6	217.4	325.2	287.0	111.4	103.2	117.7	68.0	1696.0
05							no data						
06	87.6	76.0	189.4	258.7	262.8	208.1	262.1	331.5	200.8	126.2	134.0	29.9	2167.1
07	91.9	105.7	195.5	69.5	284.0	287.4	241.4	332.3	232.1	156.0	83.2	53.6	2132.6
08	117.2	123.5	117.0	97.6	196.4	319.7	288.4	210.6	239.0	210.9	122.1	31.4	2073.8
09	42.0	72.6	74.1	188.6	179.4	250.0	233.2	212.1	184.7	125.7	47.9	34.4	1644.7
10	92.7	80.0	195.1	170.6	203.2	281.3	215.7	212.2	141.4	111.9	74.8	21.3	1800.2
1911	85.1	148.8	153.3	224.2	189.0	278.4	317.7	277.2	211.5	167.8	71.3	39.8	2164.1
12	76.2	113.4	167.1	140.7	202.8	250.3	262.2	220.6	66.0	138.8	87.4	62.3	1787.8
13	28.8	87.6	144.9	143.1	198.1	252.1	171.1	190.8	174.1	179.1	85.0	83.1	1737.8
14	52.5	122.3	146.0	238.2	191.7	226.7	219.5	324.3	199.6	122.3	56.3	58.5	1957.9
15	65.7	108.4	144.1	158.3	199.0	252.9	279.3	249.3	203.3	47.0	63.4	71.3	1842.0
16	104.6	102.9	148.3	184.4	267.0	254.3	290.4	292.5	161.9	134.8	39.1	39.0	2019.2
17	47.0	132.6	128.6	172.5	291.7	329.1	297.3	323.1	292.2	126.5	86.7	32.5	2259.8
18	94.2	124.4	168.2	176.7	222.9	212.7	256.1	225.4	220.1	90.8	48.9	47.2	1887.6
19	17.7	82.4	127.2	105.4	196.7	226.1	202.5	272.4	230.1	68.2	53.9	40.1	1622.7
20	76.8	133.1	160.4	192.1	257.0	166.2	314.9	208.6	203.2	129.1	30.4	21.1	1892.9
1921							no data						
22	36.2	110.7	174.9	149.6	267.2	264.0	338.5	324.8	151.6	44.6	90.1	83.5	2035.7
23	72.1	49.3	148.7	157.4	336.8	203.9	315.8	315.7	224.5	196.8	64.3	49.6	2134.9
24	59.9	65.5	126.8	127.7	233.7	237.5	305.8	237.5	213.6	154.2	69.0	19.5	1850.7
25	71.8	86.5	167.3	188.9	242.8	233.7	268.2	256.2	149.5	158.4	47.9	64.5	1935.7
26	57.7	78.9	119.4	228.9	217.6	187.6	199.2	290.2	236.8	147.4	120.4	56.2	1940.3
27	46.1	130.2	146.9	187.7	229.8	293.3	327.2	267.2	173.3	135.9	67.1	23.2	2027.9
28	28.9	148.8	60.3	141.2	200.3	311.6	388.4	318.8	174.6	141.1	69.7	38.9	2022.6
29	74.4	103.4	197.8	181.6	219.6	254.7	298.0	235.8	274.7	163.0	36.8	50.4	2090.2
30	57.8	100.4	176.7	177.7	199.0	282.0	274.0	295.3	187.9	114.9	146.3	12.9	2024.9
1931	57.0	21.7	149.6	211.9	293.3	321.5	362.8	283.1	139.3	172.5	56.9	91.1	2160.7
32	60.6	184.6	144.7	187.9	253.8	289.7	330.6	328.1	255.5	110.0	60.4	9.2	2215.1
33	15.8	106.6	155.7	156.5	151.8	250.9	303.1	330.6	218.0	120.9	57.4	21.2	1888.5
34	43.8	172.0	138.0	242.9	253.8	225.6	308.7	245.8	218.1	120.0	112.2	37.7	2118.6
35	81.6	121.9	193.2	196.4	244.5	311.5	291.0	264.1	253.4	153.7	54.3	37.4	2203.0
36	64.0	63.1	160.2	154.8	190.1	209.7	313.0	270.1	200.1	102.3	54.6	75.9	1857.9
37	55.6	81.3	98.3	103.7	217.3	210.2	266.2	218.9	175.0	134.5	48.5	44.2	1653.7
38	94.3	111.8	213.4	155.7	214.2	315.8	290.7	191.8	210.8	141.1	84.7	39.0	2063.3
39	53.4	137.0	131.8	232.5	153.9	262.3	344.5	251.1	198.7	97.9	52.3	73.9	1989.3
40	50.9	97.0	164.9	206.2	137.2	201.6	259.9	231.7	191.8	116.5	66.6	64.6	1788.9

Year	I	II	III	IV	V	VI	VII	VIII	IX	X	XI	XII	Sum
1941	43.1	71.2	157.7	141.8	185.3	235.4	234.6	252.8	179.3	127.2	14.2	104.4	1747.0
42	41.5	24.4	85.6	95.2	243.6	224.3	281.0	276.2	232.7	205.1	54.0	64.0	1827.6
43	60.9	164.8	218.4	213.3	228.5	218.1	304.0	310.2	199.2	141.2	36.0	17.2	2111.8
44	99.2	69.5	114.9	228.4	176.7	212.2	252.9	297.9	154.3	82.5	71.8	24.4	1784.7
45	47.6	117.2	154.2	214.6	287.6	291.9	309.9	273.6	206.8	162.0	39.2	39.7	2144.3
46	37.7	106.2	136.6	257.4	237.0	259.5	294.4	293.8	251.6	145.0	37.9	38.9	2096.0
47	61.7	8.2	103.2	226.3	168.2	225.3	292.7	262.4	267.5	186.3	59.7	43.5	1905.0
48	49.7	106.0	229.4	201.1	228.8	216.5	264.3	246.9	189.8	128.3	69.5	34.2	1964.5
49	115.8	185.2	188.2	208.9	202.1	201.7	252.4	254.3	209.5	158.3	42.5	70.1	2089.0
50	58.2	74.6	172.5	151.5	283.4	253.3	281.1	288.1	179.1	143.0	55.6	18.7	1959.1
1951	48.8	55.5	103.0	199.3	167.1	224.4	220.6	280.6	163.2	95.4	80.5	62.9	1701.3
52	57.5	69.2	152.4	209.8	217.4	252.4	318.5	292.2	160.0	123.8	85.4	18.9	1957.5
53	68.0	125.7	278.4	160.4	209.0	185.0	299.2	279.2	216.7	114.0	83.5	21.0	2040.1
54	72.1	71.0	115.0	131.3	166.8	217.4	233.3	287.3	223.7	133.6	37.6	58.3	1747.4
55	20.2	57.7	101.7	190.1	249.2	207.0	193.0	207.1	205.3	101.8	48.6	41.1	1622.8
56	69.9	52.9	110.5	133.0	227.0	187.0	306.4	266.8	245.3	158.6	29.4	21.6	1808.4
57	54.9	94.9	172.4	151.6	144.9	276.8	239.6	236.0	174.5	128.7	67.1	35.5	1776.9
58	37.2	76.0	121.8	147.1	297.8	216.8	313.6	310.3	241.6	109.3	16.9	70.6	1959.0
59	71.3	107.5	121.9	202.6	209.4	201.3	234.6	206.6	219.0	173.7	39.5	30.4	1817.8
60	43.5	67.0	76.5	127.0	165.6	245.4	250.2	260.9	161.4	125.3	56.3	41.1	1620.2
1961	58.1	81.8	202.7	211.8	196.2	245.5	267.0	317.8	277.0	110.2	51.6	54.1	2073.8
62	56.4	74.9	71.4	185.2	201.7	243.9	231.0	297.3	179.7	163.3	14.7	35.8	1755.3
63	36.1	35.8	141.6	187.4	222.8	279.5	282.1	249.9	189.4	123.3	80.6	10.3	1838.8
64	62.9	96.2	39.0	168.2	219.4	223.5	293.2	255.3	194.3	61.9	71.9	11.0	1696.8
65	56.8	106.8	141.7	121.6	159.5	231.1	304.4	231.3	178.7	180.6	45.0	39.3	1796.8
66	68.4	88.3	126.1	186.0	237.1	242.2	226.7	199.6	202.3	165.5	47.2	43.4	1832.8
67	75.7	137.2	137.7	140.5	225.5	226.9	289.2	252.8	187.4	172.3	96.1	49.6	1990.9
68	94.0	61.8	199.4	246.8	230.8	234.0	316.3	224.7	164.2	169.0	38.1	15.9	1995.0
69	31.9	48.5	60.1	192.3	249.0	198.6	303.1	201.1	163.8	175.0	126.3	21.1	1770.8
70	14.0	75.8	105.5	153.7	211.4	242.7	291.1	232.6	214.7	153.7	94.4	42.5	1832.1
1971	28.4	99.5	93.8	190.5	261.1	245.2	285.8	209.3	185.2	219.2	55.0	82.1	1955.1
72	13.2	42.5	185.4	130.1	198.0	249.3	194.9	217.6	149.3	108.9	89.8	38.5	1617.5
73	47.4	99.5	156.5	138.6	257.8	179.5	240.2	224.2	195.4	157.8	119.9	79.3	1896.1
74	27.3	79.7	136.5	179.5	197.0	191.8	278.3	265.5	174.8	83.4	86.4	87.5	1787.7
75	121.4	150.0	121.0	189.2	199.1	166.6	258.0	195.9	224.0	110.1	51.1	62.0	1851.1
76	113.3	77.7	184.5	179.2	253.5	253.7	240.6	194.0	139.6	94.4	74.9	44.8	1850.2
77	35.8	84.8	199.5	171.7	227.3	259.3	255.1	217.7	190.1	141.3	57.4	37.7	1877.7
78	37.8	61.3	163.1	145.1	145.1	244.8	253.7	247.5	210.4	148.9	18.6	44.0	1720.3
79	77.9	74.3	135.6	213.9	305.9	231.3	211.6	260.8	180.9	118.1	49.6	72.3	1932.2
80	50.2	99.6	125.5	132.5	142.7	199.7	234.9	237.7	190.4	118.2	73.4	79.6	1684.4
1981	131.8	118.0	159.7	211.3	232.5	244.2	270.9	246.7	154.2	122.0	118.5	42.8	2052.6
82	34.6	107.0	154.8	139.4	240.4	235.6	237.1	242.1	206.4	90.4	52.5	35.4	1775.7
83	121.1	118.5	154.0	181.5	222.0	203.7	276.9	222.5	234.0	194.7	68.6	87.3	2084.8
84	70.2	57.2	152.0	145.3	194.8	254.1	259.7	240.9	195.9	147.9	89.3	19.9	1827.2
85	61.7	123.7	101.2	193.3	268.7	210.9	289.2	278.4	272.7	166.9	46.9	88.5	2102.1
86	88.7	43.9	105.9	186.3	261.2	178.8	260.3	278.8	233.1	183.3	99.3	54.6	1974.2
87	65.5	94.7	181.3	220.9	188.2	237.8	319.8	231.4	232.4	98.1	59.2	55.5	1984.8
88	59.0	108.8	157.9	180.0	203.3	242.6	328.7	289.9	200.3	119.2	105.7	121.3	2116.7
89	47.9	68.8	206.2	157.2	162.8	199.9	255.9	220.1	175.1	219.0	140.4	123.4	1976.7
1990	63.6	194.7	228.3	158.2	257.5	215.3	293.3	299.1	184.0	149.5	52.8	33.1	2129.4

Mean values (hours)

Period	I	II	III	IV	V	VI	VII	VIII	IX	X	XI	XII	Sum
1891-1900	62.5	131.4	176.2	190.0	221.8	270.6	306.2	288.2	232.8	152.2	76.8	59.3	2168.0
1901-1910	93.9	89.9	146.5	163.2	222.5	249.8	270.0	272.7	192.6	128.9	89.9	39.6	1959.5
1911-1920	64.9	115.6	148.8	173.6	221.6	244.9	261.1	258.4	196.2	120.4	62.2	49.5	1917.2
1922-1930	56.1	97.1	146.5	171.2	238.5	252.0	301.7	282.4	198.5	139.6	79.1	44.3	2007.0
1931-1940	57.7	109.7	155.0	184.8	211.0	259.9	307.0	261.5	206.1	126.9	64.8	49.4	1993.9
1941-1950	61.5	92.7	156.1	193.8	224.1	233.8	276.7	275.6	207.0	147.9	48.0	45.5	1962.9
1951-1960	54.3	77.7	135.4	165.2	205.4	221.4	260.9	262.7	201.1	126.4	54.5	40.1	1805.1
1961-1970	55.4	80.7	122.5	179.4	215.3	236.8	280.4	246.2	195.2	147.5	66.6	32.3	1858.3
1971-1980	55.3	86.9	150.1	167.0	218.8	222.1	245.3	227.0	184.0	130.0	67.6	62.8	1817.2
1981-1990	74.4	103.5	160.1	177.3	223.1	222.3	279.2	255.0	208.8	149.1	83.3	66.2	2002.4
1891-1920	73.0	113.1	157.5	176.0	222.0	255.2	279.4	273.2	207.7	134.0	75.8	49.7	2016.6
1901-1930	71.4	101.3	147.3	169.4	227.3	248.7	277.0	270.7	195.7	129.3	76.5	44.6	1959.2
1911-1940	59.6	107.8	150.2	176.7	223.2	252.3	289.5	266.9	200.3	128.6	68.3	49.2	1972.6
1922-1950	58.5	99.3	152.7	183.7	224.1	248.5	294.9	272.9	204.0	138.1	63.4	46.5	1986.6
1931-1960	57.9	93.4	148.8	181.3	213.5	238.4	281.6	266.6	204.7	133.8	55.8	45.0	1920.6
1941-1970	57.1	83.7	138.0	179.5	215.0	230.7	272.7	261.5	201.1	140.6	56.4	39.3	1875.5
1951-1980	55.0	81.8	136.0	170.5	213.2	226.8	262.2	245.3	193.4	134.6	62.9	45.1	1826.9
1961-1990	61.7	90.4	144.3	174.6	219.1	227.1	268.3	242.8	196.0	142.2	72.5	53.8	1892.7
1889-1990	63.0	98.0	149.5	175.9	219.8	240.6	277.6	262.1	200.3	136.3	68.8	48.5	1948.6

(without 1905 and 1921)

ZAGREB-GRIC

TABLE 56b

SUNSHINE DURATION

Monthly and annual sums (hours) after Campbell-Stokes sunshine recorder

Year	I	II	III	IV	V	VI	VII	VIII	IX	X	XI	XII	Sum
1937	52.8	77.5	80.8	84.7	213.4	207.0	268.5	221.6	157.8	121.8	46.3	40.2	1572.4
38	80.3	111.0	200.6	146.7	203.6	316.7	292.3	176.9	195.2	140.1	84.1	40.0	1987.5
39	52.7	132.5	124.8	234.2	157.9	272.1	353.6	261.1	198.0	89.0	50.0	76.7	2002.6
40	50.5	92.8	155.3	205.1	141.7	184.5	262.6	241.7	178.9	113.3	64.3	57.9	1748.6
1941	33.7	55.2	136.4	115.9	183.8	228.0	222.5	237.8	178.6	116.6	14.1	89.1	1611.7
42	32.9	21.4	78.8	91.5	210.2	207.5	270.0	270.4	196.3	182.7	42.7	42.6	1647.0
43	54.0	141.3	201.8	202.5	218.5	193.5	288.8	312.3	186.1	137.7	33.7	22.8	1993.0
44	93.2	58.0	99.0	208.1	173.6	203.8	250.1	293.6	152.0	76.8	74.0	25.7	1707.9
45	47.8	125.4	155.2	214.4	283.9	295.7	308.4	279.9	204.2	155.6	42.3	50.0	2162.8
46	39.3	111.8	135.6	262.5	239.2	263.6	300.9	294.6	246.2	143.7	42.0	45.1	2124.5
47	68.5	7.7	93.8	226.3	182.7	243.8	304.8	272.0	258.4	176.3	55.5	47.8	1937.6
48	51.5	108.6	226.4	193.7	222.7	223.4	262.7	245.9	183.1	131.1	60.7	32.8	1942.6
49	108.7	186.5	174.7	205.1	201.8	207.1	261.5	259.1	203.1	156.6	47.1	86.1	2097.4
50	69.4	84.2	162.3	147.2	283.7	271.1	296.1	303.0	173.8	131.7	54.9	20.6	1998.0
1951	47.9	64.9	84.5	210.2	174.7	250.7	252.9	294.5	169.7	108.4	101.2	71.9	1831.5
52	56.7	58.3	149.8	210.9	223.8	266.9	314.8	286.2	150.4	134.3	91.9	23.9	1967.9
53	61.0	121.3	263.6	176.7	233.6	203.5	301.1	279.0	205.2	107.8	74.6	18.3	2045.7
54	71.9	69.9	107.3	124.1	166.5	212.5	229.1	276.1	213.7	129.5	39.2	60.8	1700.6
55	20.4	53.6	89.9	186.9	250.2	207.9	194.3	208.6	202.4	102.7	55.1	41.2	1613.2
56	72.3	41.5	103.9	134.8	224.5	192.7	308.8	272.7	236.6	154.9	33.9	40.9	1817.5
57	55.8	101.3	173.7	156.0	144.8	279.0	248.3	236.4	179.2	132.8	74.6	43.4	1827.3
58	29.6	69.1	118.4	153.1	278.1	212.2	317.2	315.6	235.2	107.6	16.8	71.0	1923.9
59	57.6	96.9	92.9	196.6	204.4	205.4	241.4	210.6	215.9	169.7	40.1	25.4	1756.9
60	42.9	67.4	75.1	128.7	158.2	244.1	251.8	259.9	161.5	128.9	58.9	45.4	1622.8

Year	I	II	III	IV	V	VI	VII	VIII	IX	X	XI	XII	Sum
1961	57.0	83.4	196.4	195.4	189.0	239.1	269.1	306.0	258.4	105.5	51.1	55.3	2005.7
62	55.6	78.4	63.8	178.0	204.8	243.8	228.7	296.7	179.9	156.9	15.4	34.3	1736.3
63	33.5	34.3	135.9	178.9	201.0	277.1	281.9	250.8	189.4	124.1	80.0	12.1	1799.0
64	44.6	80.6	34.0	170.1	218.1	226.0	294.0	255.3	193.9	63.5	68.5	9.5	1658.1
65	47.3	92.8	121.7	122.7	158.0	238.6	310.2	231.3	180.3	182.9	45.4	40.8	1772.0
66	68.8	88.5	126.5	178.3	233.3	251.7	227.7	203.8	202.1	163.8	47.7	42.8	1835.0
67	72.0	128.3	130.3	145.4	224.6	218.5	282.8	247.4	178.9	165.2	95.0	48.7	1937.1
68	86.9	61.0	185.7	232.3	206.4	219.8	302.1	217.6	153.1	161.1	38.3	16.7	1881.0
69	31.4	48.9	53.1	183.5	239.6	193.3	293.8	197.9	142.8	164.2	120.6	17.5	1686.6
70	10.4	73.4	96.6	144.0	199.6	235.1	283.6	224.7	202.2	141.8	83.1	40.3	1734.8
1971	24.1	89.3	71.6	187.5	244.3	228.5	281.0	287.3	172.1	202.2	49.5	75.9	1913.3
72	12.5	38.3	169.4	121.5	185.4	246.3	194.3	218.0	137.1	103.2	78.8	35.6	1540.4
73	42.0	84.0	126.5	120.9	239.7	161.6	229.1	221.4	181.1	138.5	103.5	63.0	1711.3
74	23.7	66.5	110.8	154.3	181.0	179.6	274.8	266.5	159.7	74.9	81.4	76.6	1649.8
75	101.2	130.6	98.3	175.5	193.6	160.8	266.2	201.6	200.5	99.4	45.6	56.0	1729.3
76	90.2	70.4	169.4	168.0	244.7	243.2	232.8	199.8	136.9	89.0	67.9	41.8	1754.1
77	33.9	79.5	178.9	164.4	212.8	246.6	247.6	213.4	175.2	132.7	53.5	32.1	1770.6
78	33.9	53.4	145.4	137.6	138.0	233.3	251.2	239.1	188.9	134.8	14.3	34.8	1604.7
79	60.9	55.9	115.2	197.4	295.2	229.5	212.4	259.7	170.1	105.1	42.8	64.2	1808.4
80	45.8	93.1	115.3	124.3	130.1	186.9	236.4	229.7	181.8	108.9	62.8	70.8	1585.9
1981	128.9	111.4	135.4	203.2	221.4	236.1	276.7	248.1	140.2	112.2	109.1	33.9	1956.6
82	31.1	94.8	137.0	133.5	226.5	221.8	234.0	231.7	186.3	82.8	45.1	27.9	1652.5
83	99.2	106.6	132.1	173.8	230.6	234.9	302.6	227.6	227.1	187.5	64.4	80.1	2066.5
84	59.9	42.2	125.1	129.3	179.5	253.8	262.5	243.2	182.6	141.2	83.5	19.3	1722.1
85	49.8	112.1	80.2	186.3	255.8	207.8	292.1	282.7	254.2	157.3	37.6	80.2	1996.1
86	82.2	40.9	100.7	141.5	264.0	186.2	264.2	282.2	218.4	167.2	89.9	42.8	1880.2
87	54.3	78.2	161.6	201.9	183.1	236.9	309.9	226.9	210.8	95.3	50.5	52.2	1861.6
88	51.4	88.5	120.5	167.2	187.1	232.1	314.9	283.9	188.5	103.7	91.9	101.0	1930.7
89	41.2	55.2	184.0	133.4	211.0	187.5	249.6	209.9	162.5	189.4	139.7	102.7	1866.1
1990	54.7	181.3	204.4	152.7	251.6	215.3	288.1	299.0	171.0	140.4	41.7	29.6	2029.8

Mean values (hours)

Period	I	II	III	IV	V	VI	VII	VIII	IX	X	XI	XII	Sum
1941-1950	59.9	90.0	146.4	186.7	220.0	233.8	276.6	276.9	198.2	140.9	46.7	46.3	1922.2
1951-1960	51.6	74.4	125.9	167.8	205.9	227.5	268.0	264.2	197.0	127.7	58.6	44.2	1810.7
1961-1970	50.8	77.0	114.4	172.9	207.4	234.3	277.4	243.2	188.1	142.9	64.5	31.8	1804.6
1971-1980	46.8	76.1	130.1	155.1	206.5	211.6	242.6	233.6	170.3	118.9	60.0	55.1	1706.8
1981-1990	65.3	91.1	138.1	162.3	221.1	221.2	279.5	253.5	194.2	137.7	75.3	57.0	1896.2
1941-1970	54.1	80.5	128.9	175.8	211.1	231.8	273.3	261.4	194.4	137.1	56.6	40.8	1845.8
1951-1980	49.7	75.8	123.5	165.3	206.6	224.5	262.0	247.0	185.1	129.8	61.0	43.7	1774.0
1961-1990	54.3	81.4	127.5	163.4	211.7	222.4	266.5	243.4	184.2	133.2	66.6	48.0	1802.5
1937-1990	55.2	83.3	131.7	168.9	209.7	227.1	270.3	252.1	189.0	132.3	61.0	47.4	1828.1

ZAGREB-GRİÇ

TABLE 57

SUNSHINE DURATION

Hourly mean sums (hours) for the period 1931-1960 after Jordan sunshine recorder

Hour	I	II	III	IV	V	VI	VII	VIII	IX	X	XI	XII
4- 5					0.1	1.0	0.7					
5- 6			0.0	1.5	7.1	10.9	12.7	5.7	0.2			
6- 7			3.0	10.2	14.9	15.7	19.3	18.2	8.2	0.4		
7- 8	0.1	2.5	10.0	14.2	16.8	17.6	20.8	20.8	16.3	7.1	0.4	
8- 9	2.6	7.1	13.1	16.0	17.9	18.6	21.6	22.0	18.2	12.0	3.3	1.6
9-10	5.6	9.8	15.1	17.0	18.4	19.1	22.5	23.0	19.2	13.5	5.7	4.1
10-11	7.7	11.1	15.9	16.9	18.5	19.2	22.4	23.1	19.3	14.8	7.2	5.8
11-12	8.5	11.6	15.6	16.6	17.3	18.2	21.5	22.6	19.3	15.0	7.8	6.6
12-13	9.4	12.4	16.0	16.5	17.2	18.3	21.8	22.3	19.4	15.5	8.2	8.0
13-14	9.8	12.4	16.0	16.5	16.9	18.2	21.8	22.3	19.8	15.6	8.5	8.3
14-15	8.9	11.9	14.9	16.0	16.7	18.4	21.5	21.9	19.4	15.6	8.1	7.3
15-16	4.8	10.5	14.2	15.0	16.5	18.3	21.0	21.7	18.9	14.5	5.9	3.3
16-17	0.2	4.0	11.9	13.9	15.4	17.0	20.8	20.7	17.6	9.4	0.8	0.0
17-18		0.0	3.0	10.2	13.2	16.2	19.7	17.6	8.9	0.4		
18-19				1.0	6.6	11.1	13.1	4.7	0.1			
19-20					0.1	0.7	0.4					

ZAGREB-GRİÇ

TABLE 58

SUNSHINE DURATION

Probability of sunshine (regardless of the sunshine duration) for the period 1931-1960

Hour	I	II	III	IV	V	VI	VII	VIII	IX	X	XI	XII
4- 5					0.04	0.17	0.12					
5- 6				0.18	0.47	0.57	0.64	0.48	0.04			
6- 7			0.26	0.53	0.63	0.70	0.76	0.75	0.53	0.06		
7- 8	0.02	0.21	0.46	0.63	0.69	0.74	0.79	0.81	0.69	0.40	0.06	
8- 9	0.19	0.39	0.55	0.69	0.73	0.78	0.82	0.84	0.74	0.52	0.22	0.14
9-10	0.32	0.47	0.61	0.72	0.75	0.80	0.85	0.87	0.77	0.58	0.29	0.23
10-11	0.37	0.51	0.65	0.72	0.77	0.80	0.87	0.87	0.78	0.62	0.34	0.30
11-12	0.39	0.53	0.67	0.73	0.76	0.81	0.87	0.88	0.78	0.63	0.37	0.32
12-13	0.43	0.55	0.68	0.75	0.77	0.83	0.89	0.88	0.80	0.65	0.40	0.37
13-14	0.43	0.57	0.68	0.75	0.76	0.82	0.88	0.87	0.81	0.66	0.39	0.37
14-15	0.40	0.54	0.66	0.74	0.77	0.84	0.87	0.88	0.80	0.65	0.39	0.35
15-16	0.30	0.49	0.61	0.71	0.74	0.81	0.86	0.87	0.79	0.61	0.32	0.25
16-17	0.04	0.32	0.55	0.66	0.71	0.78	0.84	0.84	0.75	0.51	0.10	
17-18		0.01	0.29	0.56	0.64	0.74	0.79	0.76	0.59	0.06		
18-19				0.15	0.46	0.60	0.68	0.44	0.02			
19-20					0.01	0.14	0.07					

CLOUDINESS

Monthly and annual mean values (tenths)

Year	I	II	III	IV	V	VI	VII	VIII	IX	X	XI	XII	Mean
1862	7.6	7.7	4.9	4.8	5.1	6.2	2.9	3.9	4.9	4.9	9.8	5.7	5.7
63	6.3	2.7	7.1	4.3	3.9	4.9	4.3	2.4	4.0	4.9	7.8	6.6	4.9
64	5.1	7.4	6.5	5.8	5.4	5.9	4.8	4.5	5.4	6.4	8.0	8.9	6.2
65	7.3	6.9	7.8	3.2	3.7	6.2	2.8	4.2	1.9	5.7	6.8	6.6	5.3
66	6.9	7.5	7.5	5.6	6.1	4.3	4.5	5.1	3.5	3.7	6.5	6.7	5.7
67	7.0	5.6	6.8	5.3	3.9	4.6	3.8	3.3	3.3	6.1	3.9	7.4	5.1
68	8.6	3.6	7.8	5.3	4.5	5.7	6.2	5.5	4.7	5.7	6.0	7.6	5.9
69	6.1	5.5	7.4	6.1	5.3	6.3	4.8	6.1	4.3	5.9	7.2	9.2	6.2
70	7.4	8.4	7.4	4.2	4.4	6.2	4.9	6.6	4.7	5.7	7.4	8.3	6.3
1871	8.0	4.3	5.0	6.2	5.2	5.4	2.8	4.1	3.6	6.3	9.4	5.6	5.5
72	8.1	8.5	5.8	4.9	4.6	5.9	4.7	4.6	4.0	5.6	6.2	6.5	5.8
73	7.2	7.1	5.3	5.9	5.5	4.3	3.3	2.7	4.3	4.5	6.2	5.2	5.1
74	6.7	5.3	3.9	5.7	6.8	4.6	3.6	5.4	3.4	5.2	7.8	7.9	5.5
75	5.9	5.3	5.1	4.4	4.3	4.3	4.1	2.9	4.2	6.5	6.3	5.4	4.9
76	6.9	6.4	6.1	5.3	6.2	4.8	4.9	3.7	5.2	4.7	7.6	6.8	5.7
77	5.6	6.0	5.7	6.0	5.2	4.1	4.2	3.1	5.3	4.9	4.6	7.5	5.2
78	6.0	4.5	4.9	5.5	4.9	4.7	5.7	4.0	5.1	5.7	6.8	7.7	5.5
79	7.4	7.0	4.9	7.4	6.1	3.6	3.6	2.5	3.8	6.8	6.7	4.8	5.4
80	4.3	6.7	3.3	5.5	5.6	5.1	2.5	6.4	4.6	5.8	7.0	7.6	5.4
1881	7.4	6.2	6.6	7.9	5.1	4.8	2.9	3.0	5.2	8.8	4.4	7.6	5.8
82	5.7	3.0	4.0	4.8	4.7	4.5	5.0	4.6	5.9	7.0	5.9	7.1	5.2
83	6.2	6.5	7.0	6.3	5.1	4.7	3.4	3.4	5.2	7.0	7.6	7.1	5.8
84	6.5	5.7	6.7	7.3	4.6	7.9	4.7	4.7	3.6	5.7	6.5	5.9	5.8
85	7.6	5.5	5.6	5.3	5.1	3.2	3.1	3.4	2.6	6.3	8.4	6.8	5.2
86	7.9	8.3	4.6	5.0	4.7	6.0	3.2	4.8	2.7	5.1	7.5	8.3	5.7
87	6.8	6.8	6.8	4.9	6.3	5.3	3.6	3.8	4.1	6.9	7.2	8.6	5.9
88	9.0	9.0	7.3	6.9	4.6	5.2	4.9	3.5	5.1	5.3	6.2	6.8	6.2
89	7.0	6.6	7.2	6.3	5.2	4.4	3.8	4.0	7.2	7.2	7.4	9.1	6.3
90	8.9	9.7	5.5	6.2	5.1	5.2	4.3	1.7	4.6	4.6	7.8	8.5	6.0
1891	7.4	6.2	5.6	6.6	4.4	4.6	3.9	3.5	2.8	4.2	7.4	5.7	5.2
92	6.1	6.8	5.0	4.8	5.3	4.8	3.1	2.0	2.1	4.7	6.4	6.1	4.8
93	6.9	4.7	4.1	3.1	5.7	5.6	3.9	3.8	4.2	3.7	8.2	7.3	5.1
94	7.8	3.5	4.7	5.1	5.2	5.0	2.7	2.6	5.0	5.8	6.7	7.5	5.1
95	7.7	6.1	6.7	6.5	5.4	5.3	3.6	3.4	2.8	6.6	6.9	7.6	5.7
96	7.4	4.0	5.1	6.0	6.5	5.8	4.3	5.3	4.9	5.8	8.1	8.6	6.0
97	7.6	4.9	6.2	6.3	6.5	4.3	4.8	2.7	4.8	6.2	5.8	6.9	5.6
98	7.8	7.2	6.1	6.0	5.2	5.2	4.6	2.4	3.3	6.6	8.9	6.0	5.8
99	6.2	4.1	5.3	6.1	6.5	5.2	4.8	3.5	4.7	2.9	5.1	7.8	5.2
1900	7.7	6.0	6.5	6.7	7.0	5.3	3.1	4.7	3.2	5.9	9.2	8.1	6.1
1901	5.4	4.6	7.1	5.2	4.8	4.9	3.8	4.1	6.3	6.8	5.8	6.8	5.5
02	4.7	9.3	5.4	4.6	5.8	5.7	3.6	3.4	3.6	7.3	7.6	7.7	5.7
03	4.3	4.8	4.5	5.5	4.9	5.8	5.0	2.9	3.4	5.7	7.5	9.7	5.3
04	9.4	7.9	7.8	6.4	4.4	4.9	2.7	3.7	7.0	7.2	6.2	7.0	6.2
05	4.6	6.4	6.7	5.6	6.5	5.4	3.0	2.7	4.2	6.5	7.9	6.0	5.5
06	6.7	7.8	5.6	4.8	5.4	7.0	5.3	2.6	5.4	6.4	5.4	8.9	5.9
07	6.6	7.1	5.5	7.6	4.2	5.1	5.6	3.0	3.6	4.9	6.3	7.5	5.6
08	5.1	5.6	6.6	6.7	5.1	3.5	4.8	5.3	3.4	3.8	5.1	8.5	5.3
09	7.8	7.4	6.7	4.7	5.7	4.6	4.3	4.7	5.3	5.5	7.0	7.2	5.9
10	6.3	7.3	5.0	6.6	6.8	5.3	4.4	4.5	6.4	6.3	6.6	8.1	6.1

Year	I	II	III	IV	V	VI	VII	VIII	IX	X	XI	XII	Mean
1911	6.0	4.6	6.0	5.5	6.3	4.6	4.0	4.2	4.7	4.6	7.5	7.5	5.5
12	7.5	5.9	6.3	7.2	6.2	5.0	4.2	4.5	7.9	5.5	5.8	6.9	6.1
13	8.7	5.2	4.6	5.7	5.5	4.3	5.9	5.3	5.8	4.0	6.0	5.7	5.6
14	7.1	3.4	5.8	4.5	5.9	5.4	5.5	2.8	5.3	6.7	8.1	7.5	5.7
15	7.7	6.9	7.0	6.7	6.5	5.3	4.4	5.4	5.1	8.6	7.1	7.0	6.5
16	5.1	6.5	6.5	5.6	4.8	5.0	4.4	3.7	6.0	6.1	8.5	8.7	5.9
17	8.5	4.9	6.8	6.7	4.2	3.3	4.1	2.9	2.1	6.5	6.5	8.2	5.4
18	6.2	5.9	5.7	6.5	5.5	6.1	5.0	4.9	3.8	7.3	7.7	7.9	6.0
19	9.0	6.6	6.4	7.1	5.8	5.1	5.4	4.4	3.6	8.1	7.7	8.2	6.4
20	7.0	5.5	5.9	6.6	5.4	6.8	3.9	5.8	5.2	6.0	8.5	9.2	6.3
1921	6.5	6.5	3.3	6.6	4.8	5.6	3.7	3.8	3.5	3.7	8.5	7.9	5.4
22	8.4	5.8	6.1	6.9	5.4	6.1	3.1	2.8	6.7	9.0	6.3	7.1	6.1
23	7.7	8.1	5.6	6.7	3.4	6.3	4.2	3.8	5.4	5.1	8.1	8.4	6.1
24	7.8	7.5	7.3	8.4	5.9	6.1	4.7	5.6	5.1	6.2	8.0	9.4	6.8
25	7.7	7.3	6.2	6.6	6.8	6.4	5.4	4.8	7.0	5.8	8.0	6.8	6.6
26	7.9	7.7	7.3	5.5	6.8	7.2	6.6	4.2	5.2	6.6	7.3	8.4	6.7
27	8.5	5.8	6.7	6.5	6.6	5.2	4.4	4.8	6.5	6.9	8.6	9.4	6.7
28	9.3	5.5	8.9	8.0	6.7	4.7	3.5	4.0	6.4	7.0	8.2	8.7	6.7
29	8.2	6.9	5.7	7.3	6.7	6.0	3.8	5.0	3.8	6.0	8.6	7.7	6.3
30	8.0	6.8	6.9	7.1	6.6	5.2	5.0	4.3	6.1	8.3	5.8	9.5	6.6
1931	8.4	9.3	6.9	6.1	4.6	4.9	3.8	4.9	7.3	5.6	7.8	6.7	6.4
32	7.5	4.3	7.4	6.5	6.0	5.1	4.6	3.4	4.7	7.5	8.2	9.5	6.2
33	9.9	6.8	6.4	7.9	8.0	6.5	4.4	4.0	5.9	6.9	8.6	9.3	7.0
34	8.8	5.0	7.8	5.8	6.5	6.4	4.6	5.7	4.7	7.2	6.6	9.4	6.5
35	7.9	6.7	5.7	7.2	5.8	5.0	4.3	4.7	3.9	6.9	8.2	9.2	6.3
36	8.4	8.0	6.9	7.7	7.5	6.6	3.9	4.1	5.1	7.2	8.5	7.1	6.8
37	7.8	8.0	8.1	8.4	6.1	6.3	4.8	5.3	6.0	6.3	8.1	8.7	7.0
38	6.2	5.7	4.5	6.8	6.0	3.9	4.6	6.7	4.9	6.1	7.4	8.7	6.0
39	8.3	5.5	6.4	4.9	8.1	5.4	3.3	4.7	5.3	8.1	8.3	6.5	6.2
40	8.0	6.8	6.7	5.8	7.5	7.2	5.2	5.0	5.2	7.2	7.9	7.5	6.7
1941	8.3	7.1	6.3	8.1	6.2	6.1	6.0	4.6	5.5	6.8	9.3	6.2	6.7
42	8.0	9.1	7.7	7.9	5.6	5.4	4.1	3.2	3.8	4.1	7.9	7.1	6.2
43	7.3	4.3	4.9	5.4	5.5	6.0	4.0	2.6	5.4	6.1	8.7	8.6	5.7
44	6.4	7.8	7.3	5.9	6.4	6.0	5.2	3.0	6.3	7.6	7.4	8.6	6.5
45	7.9	5.1	6.0	5.1	4.6	4.0	3.5	3.7	4.9	5.0	7.9	7.6	5.4
46	8.3	6.7	6.8	3.7	5.7	5.1	3.7	3.3	2.9	6.0	8.5	8.3	5.8
47	6.6	9.3	8.1	5.4	6.5	5.9	3.4	4.1	3.0	4.5	7.9	7.8	6.0
48	7.8	6.2	3.3	6.0	6.1	5.8	4.9	4.5	4.2	6.8	7.6	8.6	6.0
49	5.2	3.1	5.5	4.9	6.4	5.9	4.6	4.0	4.7	5.0	7.8	6.1	5.3
50	7.3	7.0	5.0	6.9	4.4	4.8	3.8	3.6	5.8	6.1	7.5	9.5	6.0
1951	8.0	8.1	7.7	5.0	7.1	5.1	4.8	3.8	5.3	6.6	7.1	7.1	6.3
52	7.8	7.6	5.7	5.2	5.9	5.3	3.2	3.6	6.0	6.7	6.8	8.6	6.0
53	7.0	6.0	2.6	6.0	5.5	6.2	3.9	3.8	4.5	6.6	5.8	8.4	5.5
54	7.1	7.1	6.7	7.1	6.8	5.9	5.5	4.0	3.8	5.8	7.6	6.9	6.2
55	9.0	8.2	7.5	5.4	4.8	5.1	6.3	5.6	4.5	7.0	7.9	8.0	6.6
56	6.6	7.4	6.9	6.9	5.8	5.8	3.7	3.9	3.8	5.0	8.7	7.6	6.0
57	6.2	5.9	5.2	6.3	6.7	4.2	5.0	4.5	5.7	5.7	7.6	8.0	5.9
58	8.0	7.1	6.8	6.8	4.6	6.0	3.6	3.0	3.9	6.5	9.4	6.5	6.0
59	6.6	5.8	7.2	5.9	5.9	6.3	5.2	5.7	4.0	4.2	8.2	8.7	6.1
60	7.1	8.3	8.4	7.0	7.0	5.3	5.2	4.5	5.6	7.3	8.1	7.6	6.8
1961	7.4	5.6	4.2	5.7	6.9	5.4	4.8	3.0	2.3	6.5	7.6	7.2	5.6
62	7.9	7.2	8.2	5.7	5.8	5.1	5.3	2.8	5.3	4.7	9.3	7.1	6.2
63	8.4	8.2	6.4	6.2	5.5	4.3	4.2	4.7	5.3	5.7	6.8	8.5	6.2
64	6.2	6.2	8.6	6.3	5.7	5.3	3.7	4.5	4.6	7.5	7.8	9.0	6.3
65	7.6	5.7	6.4	6.9	6.6	5.1	3.3	4.9	4.8	3.8	8.5	7.6	5.9
66	7.1	6.6	6.4	5.1	4.9	4.9	5.5	5.4	4.5	6.0	8.0	7.8	6.0
67	6.3	5.0	6.4	6.7	5.5	5.5	4.2	4.3	5.2	4.9	6.7	8.1	5.7
68	6.4	8.0	5.0	4.8	6.7	6.5	4.1	6.8	5.8	5.3	8.8	9.2	6.4
69	8.3	8.6	8.7	6.1	5.9	6.8	4.7	7.5	5.9	4.8	6.7	8.5	6.9
70	9.1	7.2	7.3	7.0	6.1	5.6	4.2	5.5	4.1	5.0	7.4	7.8	6.4

Year	I	II	III	IV	V	VI	VII	VIII	IX	X	XI	XII	Mean
1971	8.6	6.2	7.9	5.7	4.7	5.6	4.2	3.0	4.4	3.4	7.7	6.7	5.7
72	9.6	8.3	5.0	7.2	6.1	4.6	5.9	5.2	5.7	6.2	6.9	8.0	6.6
73	8.0	6.8	6.3	6.8	5.9	6.6	5.0	4.6	4.3	5.7	5.6	6.6	6.0
74	8.9	7.5	7.1	6.9	6.8	6.3	4.6	3.9	5.3	7.3	7.6	6.9	6.6
75	6.2	4.5	7.7	6.6	6.0	7.3	4.4	6.0	4.2	6.4	7.7	7.2	6.2
76	7.0	7.6	5.1	6.1	5.1	5.0	5.1	6.0	6.2	7.5	7.8	7.6	6.3
77	8.4	7.5	5.8	6.6	6.1	5.1	5.1	6.0	5.3	5.5	8.5	8.5	6.5
78	8.6	8.1	6.2	7.4	7.9	5.8	5.5	4.9	5.6	5.9	9.3	7.5	6.9
79	7.3	7.9	7.0	6.2	4.4	5.9	6.1	4.5	4.8	6.6	8.2	7.5	6.4
80	8.1	6.7	7.3	6.9	7.8	6.7	5.6	4.6	5.9	6.9	7.3	7.0	6.7
1981	5.1	6.2	6.9	5.7	6.3	5.8	4.9	4.8	6.1	7.2	5.9	8.5	6.1
82	7.8	6.4	5.8	7.3	5.3	6.3	6.1	5.1	5.2	7.6	7.7	8.3	6.6
83	5.4	6.4	6.5	6.7	6.1	6.0	3.5	5.7	4.1	4.8	6.9	6.5	5.7
84	7.7	8.7	7.3	7.2	6.8	5.6	4.7	4.5	5.2	5.8	6.8	9.3	6.6
85	7.2	5.6	8.6	6.1	6.5	6.6	4.0	3.3	3.2	4.4	7.9	7.1	5.9
86	7.6	8.9	7.6	6.8	5.6	6.8	5.4	4.1	4.5	4.9	6.2	8.0	6.4
87	7.3	7.4	6.0	5.6	6.8	5.5	3.5	5.1	4.1	7.5	7.9	7.4	6.2
88	7.5	6.9	6.9	5.6	6.6	6.0	3.6	3.9	4.8	6.2	6.7	6.1	5.9
89	8.2	7.7	5.3	7.3	5.8	6.7	5.7	5.1	5.1	4.1	5.6	5.5	6.0
1990	7.5	3.8	4.3	6.6	5.4	6.2	4.8	3.8	6.3	5.7	7.8	8.7	5.9

Mean values (tenths)

Period	I	II	III	IV	V	VI	VII	VIII	IX	X	XI	XII	Mean
1862-1870	6.9	6.1	7.0	5.0	4.7	5.6	4.5	4.6	4.1	5.4	7.0	7.3	5.7
1871-1880	6.6	6.1	5.0	5.7	5.4	4.7	3.9	3.9	4.4	5.6	6.9	6.5	5.4
1881-1890	7.3	6.7	6.1	6.1	5.0	5.1	3.9	3.7	4.6	6.4	6.9	7.6	5.8
1891-1900	7.3	5.4	5.5	5.7	5.8	5.1	3.9	3.4	3.8	5.2	7.3	7.2	5.5
1901-1910	6.1	6.8	6.1	5.8	5.4	5.2	4.2	3.7	4.9	6.0	6.5	7.7	5.7
1911-1920	7.3	5.5	6.1	6.2	5.6	5.1	4.7	4.4	5.0	6.3	7.3	7.7	5.9
1921-1930	8.0	6.8	6.4	7.0	6.0	5.9	4.4	4.3	5.6	6.5	7.7	8.3	6.4
1931-1940	8.1	6.6	6.7	6.7	6.6	5.7	4.4	4.8	5.3	6.9	8.0	8.3	6.5
1941-1950	7.3	6.6	6.1	5.9	5.7	5.5	4.3	3.7	4.6	5.8	8.0	7.8	6.0
1951-1960	7.3	7.2	6.5	6.2	6.0	5.5	4.6	4.2	4.7	6.1	7.7	7.7	6.1
1961-1970	7.5	6.8	6.8	6.0	6.0	5.4	4.4	4.9	4.8	5.4	7.8	8.1	6.2
1971-1980	8.1	7.1	6.5	6.6	6.1	5.9	5.2	4.9	5.2	6.1	7.7	7.4	6.4
1981-1990	7.1	6.8	6.5	6.5	6.1	6.2	4.6	4.5	4.9	5.8	6.9	7.5	6.1
1862-1890	6.9	6.3	6.0	5.6	5.1	5.1	4.1	4.1	4.4	5.8	6.9	7.1	5.6
1871-1900	7.1	6.1	5.6	5.8	5.4	5.0	3.9	3.7	4.2	5.7	7.0	7.1	5.6
1881-1910	6.9	6.3	5.9	5.9	5.4	5.2	4.0	3.6	4.4	5.9	6.9	7.5	5.6
1891-1920	6.9	5.9	5.9	5.9	5.6	5.1	4.3	3.8	4.5	5.9	7.0	7.5	5.7
1901-1930	7.1	6.4	6.2	6.3	5.6	5.4	4.5	4.1	5.1	6.3	7.2	7.9	6.0
1911-1940	7.8	6.3	6.4	6.6	6.1	5.6	4.5	4.5	5.3	6.6	7.7	8.1	6.3
1921-1950	7.8	6.7	6.4	6.5	6.1	5.7	4.4	4.3	5.2	6.4	7.9	8.1	6.3
1931-1960	7.6	6.8	6.4	6.3	6.1	5.6	4.4	4.2	4.9	6.3	7.9	7.9	6.2
1941-1970	7.4	6.8	6.4	6.0	5.9	5.5	4.5	4.3	4.7	5.8	7.8	7.9	6.1
1951-1980	7.6	7.0	6.6	6.3	6.0	5.6	4.7	4.7	4.9	5.9	7.7	7.7	6.2
1961-1990	7.6	6.9	6.6	6.4	6.1	5.8	4.7	4.8	4.9	5.8	7.5	7.7	6.2
1862-1990	7.3	6.5	6.3	6.1	5.7	5.5	4.4	4.2	4.7	6.0	7.4	7.6	6.0

ZAGREB-GRIČ

TABLE 60

CLOUDINESS

Diurnal mean variation for the period 1931-1960 (tenths)

Hour	I	IV	VII	X
7	8.1	6.7	4.4	7.1
8	8.1	6.5	4.3	6.7
9	8.2	6.4	4.3	6.7
10	7.9	6.4	4.4	6.5
11	7.8	6.5	4.5	6.4
12	7.6	6.6	4.7	6.4
13	7.7	6.7	4.8	6.4
14	7.6	6.7	4.8	6.4
15	7.5	6.7	4.7	6.4
16	7.5	6.7	4.6	6.4
17	7.4	6.5	4.4	6.3
18	7.1	6.4	4.3	5.9
19	7.1	6.3	4.4	5.7
20	7.0	5.8	4.4	5.6
21	7.1	5.5	4.2	5.6

ZAGREB-GRIČ

TABLE 61

CLOUDINESS

Number of clear days (daily mean cloudiness 2.3 or less)

Year	I	II	III	IV	V	VI	VII	VIII	IX	X	XI	XII	Sum
1862	3	3	11	8	10	4	16	13	9	5		5	87
63	5	16	2	9	12	8	9	21	13	8	3	4	110
64	11	3	5	4	4	3	5	9	10	2	2		58
65	5	4		16	14	2	12	10	22	3	5	5	98
66	3	4	1	9	1	6	8	6	16	13	3	4	74
67	5	5	6	4	10	6	12	16	16	6	13	5	104
68	1	13	1	6	8	3	5	8	8	4	7	2	66
69	5	6	1	5	7	3	10	7	10	8	1		63
70	3	2	4	12	12	6	7	2	4	4	3		59
1871		11	9	3	7	8	20	11	12	7		8	96
72	2	2	8	7	9		6	9	13	3	3	2	64
73	4	2	7	5	3	8	12	19	9	10	4	11	94
74	4	5	9	6	1	7	11	5	12	7	1	3	71
75	8	7	9	8	9	7	8	19	11	6	5	5	102
76	4	3	3	8	5	7	8	13	6	14	4	3	78
77	4	1	4	3	6	9	7	12	9	11	10	1	77
78	2	9	8	5	9	6	5	12	9	8	3	3	79
79	2		11	2	5	12	14	20	13	4	4	9	96
80	13	3	15	7	8	4	17	3	13	5	2	1	91

Year	I	II	III	IV	V	VI	VII	VIII	IX	X	XI	XII	Sum
1881	4	6	4	1	10	10	13	17	8		12	4	89
82	11	15	13	8	5	8	9	7	5	2	8	2	93
83	7	3	2	3	6	7	13	15	7	4	2	2	71
84	5	6	4	3	11		9	11	16	6	4	8	83
85	2	8	8	8	8	18	14	14	17	5		5	107
86	1	3	12	8	9	3	14	11	18	7			86
87	3	5	3	5	2	8	15	13	9	2	3	1	69
88		1	3	4	13	6	8	13	8	7	3	2	68
89	6	3	3	3	4	8	13	12	1	4	1		58
90	1		7	3	5	6	8	22	8	12	1	1	74
1891	4	5	9	4	10	7	11	13	16	12	3	7	101
92	5	5	11	12	10	8	15	21	21	9	7	10	134
93	2	9	10	14	6	6	11	13	9	15	3	4	102
94	2	14	9	9	10	7	16	16	10	5	8	2	108
95	2	5	7	7	7	6	14	14	19	5	5	2	93
96	3	11	10	7	5	2	11	8	11	4		1	73
97	3	9	5	1	5	11	10	19	12	7	8	3	93
98	3	3	5	4	8	6	11	18	16	5		7	86
99	5	11	9	3	4	8	6	13	10	18	8		95
1900	4	7	6	3	3	7	18	11	16	7		3	85
1901	8	10	5	5	6	7	11	12	6	3	5	3	81
02	12		7	11	7	5	13	12	17	6	4	5	99
03	11	7	14	8	6	5	8	15	15	4	3		96
04		1	2	2	10	9	17	12	3	2	4	5	67
05	11	5	4	6	3	9	15	18	13	4	1	7	96
06	4	1	7	9	5	3	7	20	8	5	3		72
07	3	4	4	2	11	9	5	16	10	8	5	2	79
08	10	4	3	3	6	15	7	7	14	15	10	4	98
09	1	3	2	8	9	9	11	11	9	7	3		73
10	5	3	9	5	6	7	12	12	5	5	5	2	76
1911	7	8	2	8	6	11	9	8	12	11	2	1	85
12	2	6	4	4	7	8	10	8	1	8	7	6	71
13	2	9	8	8	9	11	6	4	5	12	8	7	89
14	4	16	5	12	7	5	7	20	7	2	2	2	89
15	4	5	6	4	4	8	10	6	7	1	3	2	60
16	8	7	4	8	8	6	9	13	6	5		1	75
17	1	8	3	1	10	13	11	16	21	5	5	2	96
18	6	6	9	2	9	6	9	7	12	4	3	2	75
19		5	6	4	2	9	5	10	14	2	1	3	61
20	4	9	5	1	7	2	13	6	9	6		1	63
1921	3	5	15	7	7	5	10	12	11	13	2	2	92
22	1	5	5	3	6	2	16	18	6	1	5	4	72
23	1	1	9	3	16	2	13	15	6	9	2	2	79
24	2	3	1		5	5	11	3	8	6			44
25	2	3	4	5	2	6	6	8	3	5	2	5	51
26	3	1	2	8	2		4	13	9	5	1	1	49
27		4	6	1	4	5	8	8	6	1	1		44
28		5			4	9	12	10	6	5		1	52
29		3	6	2	4	2	15	11	11	4		3	61
30	2	5	2	1	4	6	7	10	4	1	3		45
1931	1	1	2	3	10	7	11	6	4	9	3	1	58
32	6	9	2	5	5	8	10	16	10	1	2		74
33		3	7	1	1	3	12	10	5	4			46
34		9		2	3	5	7	6	12	4	3		51
35	1	6	8	2	7	9	10	11	10	2	1		67
36	1	3	4	1		2	13	10	10	6		4	54
37	3	1	3		5	4	10	9	4	6	2	1	48
38	2	6	11	1	7	10	12	3	7	6	3	1	69
39	1	8	4	7		10	18	7	6	2	2	6	71
40	4	4	4	4	1		5	9	6	6	2	2	47

Year	I	II	III	IV	V	VI	VII	VIII	IX	X	XI	XII	Sum
1941	3	2	7	1	5	7	3	8	8	3		4	51
42	1		4		6	9	11	19	10	12		4	76
43	3	12	10	5	4	5	13	17	7	4	1	2	83
44	3	2	2	4	6	4	8	16	5	2	4	1	57
45	3	7	6	7	9	16	14	10	10	11	3	3	99
46	2	2	3	11	4	5	14	15	18	8	1	2	85
47	5	1	1	5	6	5	14	14	15	13		1	80
48	1	6	14	7	5	7	11	13	14	4	2		84
49	9	13	6	8	4	9	9	15	12	11	2	5	103
50	1	4	9	4	9	7	15	13	6	7	2		77
1951	2	1	2	8	2	6	8	11	8	8	2	2	60
52	2	1	4	4	4	6	18	13	6	2	5	1	66
53	3	5	17	5	7	5	13	13	11	3	9	2	93
54	3	5	5	2	2	4	7	11	15	7	3	1	65
55	1	1	4	7	11	7	4	7	12	2	2	2	60
56	5	3	5	2	7	5	9	12	12	10		3	73
57	8	4	9	6	6	8	9	10	7	8	2	3	80
58	1		5	2	9	6	12	16	13	4	1	4	73
59	4	6	4	6	9	7	8	6	13	13	2		78
60	1	1	2	3	1	4	9	8	7		3	3	42
1961	2	4	12	4	1	6	7	17	19	5	5	3	85
62	1	1	3	8	2	9	7	17	9	13		1	70
63	2	3	7	4	6	12	9	5	6	6	2	2	64
64	7	7		5	4	5	14	11	11	4		1	69
65	3	7	5	3	2	11	14	10	8	13	1	3	80
66	4	2	4	8	10	8	9	9	10	3	3	2	72
67	6	10	6	3	6	7	13	10	8	10	4		83
68	4	3	7	9	3	6	12		5	9	1		59
69	2	1	2	6	7	1	11	5	6	12	4	2	59
70		4	4	1	4	7	12	5	10	8	1	2	58
1971	1	2	2	8	11	3	14	18	11	14	1	3	88
72		3	10	2	4	11	4	8	7	6	3	3	61
73	3	3	4	3	6	5	6	13	12	8	7	5	75
74		3	2	4	4	3	10	15	7	4		5	57
75	5	12	2	4	5	4	12	5	10	6	4	5	74
76	3	4	10	6	9	8	10	7	5	2	2	4	70
77		2	5	3	7	7	6	4	9	9		1	53
78	2	2	4	1	4	4	6	9	7	4	2	2	43
79	4	3	4	4	9	5	4	14	11	3		1	62
80	2	3	1	6	2	3	6	12	3	4	2	4	48
1981	8	6	2	6	3	5	8	9	5	2	2		56
82		7	9	1	7	4	2	10	9	1	2	1	53
83	8	5	3	1	5	3	9	7	11	9	5	5	71
84	5	1	3	3	1	5	8	10	9	4	4	1	54
85	2	6	1	6	2	3	12	15	14	14	2	4	81
86	3	1	3	2	8	2	8	10	12	10	6	2	67
87	4	1	5	8	2	4	12	7	10	3	1	5	62
88	3	3	3	7	1	2	11	14	8	4	3	4	63
89	3	1	8	1	8	2	6	10	12	12	6	6	75
1990	5	12	13	4	8	6	8	15	1	10	1		83

Mean values

Period	I	II	III	IV	V	VI	VII	VIII	IX	X	XI	XII	Sum
1862-1870	4.6	6.2	3.4	8.1	8.7	4.6	9.3	10.2	12.0	5.9	4.1	2.8	79.9
1871-1880	4.3	4.3	8.3	5.4	6.2	6.8	10.8	12.3	10.7	7.5	3.6	4.6	84.8
1881-1890	4.0	5.0	5.9	4.3	7.8	8.1	11.4	13.1	9.0	4.9	3.4	2.5	79.4
1891-1900	3.3	7.9	8.1	6.4	6.8	6.8	12.3	14.6	14.0	8.7	4.2	3.9	97.0
1901-1910	6.5	3.8	5.7	5.9	6.9	7.8	10.6	13.5	10.0	5.9	4.3	2.8	83.7
1911-1920	3.8	8.3	5.2	5.2	6.9	7.9	8.9	9.8	9.4	5.6	3.1	2.7	76.8
1921-1930	1.4	3.5	5.0	3.0	5.4	4.2	10.4	10.3	7.2	4.7	1.6	1.8	58.5
1931-1940	1.9	5.0	4.5	2.6	3.9	5.8	10.8	8.7	7.4	4.6	1.8	1.5	58.5
1941-1950	3.1	4.9	6.2	5.2	5.8	7.4	11.2	14.0	10.5	7.5	1.5	2.2	79.5
1951-1960	3.0	2.7	5.7	4.5	5.8	5.8	9.7	10.7	10.4	5.7	2.9	2.1	69.0
1961-1970	3.0	4.2	5.0	5.1	4.5	7.2	10.8	9.0	9.2	8.3	2.1	1.6	70.0
1971-1980	2.0	3.7	4.4	4.1	5.7	5.3	7.8	10.5	8.2	6.0	2.1	3.3	63.1
1981-1990	4.1	4.3	5.0	3.9	4.5	3.6	8.4	10.7	9.1	6.9	3.2	2.8	66.5
1862-1890	4.3	5.1	6.0	5.9	7.5	6.6	10.6	11.9	10.5	6.1	3.7	3.3	81.4
1871-1900	3.9	5.7	7.4	5.4	6.9	7.2	11.5	13.3	11.2	7.0	3.7	3.7	87.1
1881-1910	4.6	5.6	6.6	5.5	7.2	7.6	11.4	13.7	11.0	6.5	4.0	3.1	86.7
1891-1920	4.5	6.7	6.3	5.8	6.9	7.5	10.6	12.6	11.1	6.7	3.9	3.1	85.8
1901-1930	3.9	5.2	5.3	4.7	6.4	6.6	10.0	11.2	8.9	5.4	3.0	2.4	73.0
1911-1940	2.4	5.6	4.9	3.6	5.4	6.0	10.0	9.6	8.0	5.0	2.2	2.0	64.6
1921-1950	2.1	4.5	5.2	3.6	5.0	5.8	10.8	11.0	8.4	5.6	1.6	1.8	65.5
1931-1960	2.7	4.2	5.5	4.1	5.2	6.3	10.6	11.1	9.4	5.9	2.1	1.9	69.0
1941-1970	3.0	3.9	5.6	4.9	5.4	6.8	10.6	11.2	10.0	7.2	2.2	2.0	72.8
1951-1980	2.7	3.5	5.0	4.6	5.3	6.1	9.4	10.1	9.3	6.7	2.4	2.3	67.4
1961-1990	3.0	4.1	4.8	4.4	4.9	5.4	9.0	10.1	8.8	7.1	2.5	2.6	66.5
1862-1990	3.4	4.9	5.6	4.9	6.0	6.3	10.2	11.3	9.8	6.3	2.9	2.7	74.3

CLOUDINESS

Number of cloudy days (daily mean cloudiness 7.7 or more)

Year	I	II	III	IV	V	VI	VII	VIII	IX	X	XI	XII	Sum
1862	19	22	11	7	9	10	6	5	8	6	29	12	144
63	12	1	16	5	6	9	3	3	7	9	21	14	106
64	13	16	12	9	11	9	5	8	10	12	21	26	152
65	19	15	17	4	6	9		5	1	10	15	15	116
66	15	17	19	10	6	5	3	7	5	6	11	16	120
67	18	8	14	7	5	4	4	5	4	14	3	17	103
68	21	4	19	5	6	8	12	10	2	10	13	22	132
69	13	7	19	13	7	11	7	11	9	13	16	29	155
70	18	22	19	6	8	15	7	13	3	7	19	22	159
1871	23	7	10	11	7	7	2	4	2	13	27	10	123
72	22	22	11	6	7	6	5	5	6	8	8	11	117
73	17	14	7	11	4	1			4	6	13	11	88
74	13	9	2	10	11	4	2	8	3	10	20	21	113
75	13	9	9	5	4	4	2	3	5	16	13	8	91
76	16	10	11	9	11	6	7	4	6	11	20	16	127
77	10	7	8	11	9	4	1	2	10	10	8	21	101
78	11	5	8	8	6	4	10	4	9	11	13	19	108
79	19	11	9	17	14	4	4	1	8	16	14	8	125
80	9	15	6	8	12	4		11	9	12	13	18	117
1881	16	11	14	20	11	7	4	3	7	24	8	21	146
82	14	4	4	5	5	6	10	5	10	14	14	16	107
83	13	14	15	12	8	6	2	5	9	17	18	17	136
84	15	14	13	16	9	19	8	7	7	11	12	15	146
85	20	11	9	10	8	6	3	2	3	12	21	17	122
86	20	22	9	6	7	9	4	9	3	8	18	21	136
87	18	16	16	4	6	6	3	5	4	17	18	24	137
88	26	24	18	15	8	7	6	2	9	9	11	16	151
89	18	11	17	9	5	4	4	6	17	16	17	26	150
90	27	28	12	12	4	9	4		7	10	19	21	153
1891	19	12	13	14	5	3	3	3	4	4	17	8	105
92	14	16	11	11	10	7	4	1	3	5	16	16	114
93	16	7	3	4	13	11	8	4	6	6	23	20	121
94	21	2	7	9	10	9	3	1	11	10	17	18	118
95	19	12	17	19	9	9	5	4	5	13	17	18	147
96	16	6	9	12	13	7	4	10	8	8	19	23	135
97	18	7	13	11	14	7	7	2	9	15	13	15	131
98	23	13	11	12	7	8	9	2	6	13	24	13	141
99	13	5	10	10	14	8	6	4	9	4	8	21	112
1900	22	13	15	12	14	7	6	7	4	14	26	23	163
1901	11	9	18	8	6	5	3	5	14	14	11	17	121
02	10	23	10	7	11	13	2	4	6	19	20	20	145
03	6	7	12	10	4	11	5	2	7	7	15	29	115
04	28	18	20	12	6	8	3	5	16	15	10	17	158
05	8	12	16	10	12	9	3	3	7	12	17	13	122
06	14	16	9	7	10	16	11	4	11	14	8	26	146
07	14	17	7	18	5	10	10	2	4	7	13	18	125
08	10	10	13	14	9	4	5	10	3	6	11	26	121
09	18	16	13	6	13	6	8	10	11	11	16	12	140
10	14	16	9	14	15	6	5	6	15	13	15	23	151
1911	13	4	9	9	15	6	4	4	10	9	17	18	118
12	17	9	11	15	14	7	4	6	20	13	11	17	144
13	24	11	6	12	11	4	12	7	11	7	13	9	127
14	14	4	11	7	13	4	9	4	9	15	19	19	128
15	19	14	18	14	13	9	6	9	8	24	15	15	164

Year	I	II	III	IV	V	VI	VII	VIII	IX	X	XI	XII	Sum
1916	9	15	12	12	5	6	5	4	13	12	22	24	139
17	22	8	12	12	4	2	5	1	1	14	14	23	118
18	11	12	12	11	9	15	7	4	5	17	19	21	143
19	26	13	16	17	9	7	8	4	5	23	19	23	170
20	16	13	11	12	9	13	5	12	7	14	23	27	162
1921	14	11	3	15	6	9	3	5	4	6	25	20	121
22	23	10	12	16	10	9	4	3	17	24	14	16	158
23	21	17	15	15	5	10	8	9	8	6	21	22	157
24	19	18	15	21	9	12	8	7	8	13	14	28	172
25	19	16	10	15	11	12	11	5	13	11	21	18	162
26	19	18	17	11	15	14	15	7	7	16	15	22	176
27	19	8	17	9	15	6	4	9	15	14	24	29	169
28	27	7	26	18	16	4	3	5	12	16	21	26	181
29	21	15	10	13	16	9	5	9	3	12	24	20	157
30	20	17	15	15	15	9	7	5	11	22	8	29	173
1931	22	26	15	10	7	6	4	5	16	12	20	12	155
32	21	4	17	13	9	9	8	5	6	19	22	28	161
33	31	15	16	19	22	12	7	5	11	15	23	27	203
34	24	10	19	8	14	14	5	13	9	17	11	28	172
35	19	15	13	16	11	10	3	8	4	14	21	28	162
36	23	22	17	18	19	12	5	4	9	19	20	17	185
37	22	20	22	20	11	13	7	8	11	13	21	25	193
38	11	9	5	13	12	4	6	14	7	13	17	25	136
39	23	9	13	8	20	11	4	5	9	18	23	16	159
40	23	15	15	11	15	13	9	9	10	19	18	18	175
1941	24	16	14	19	13	13	14	7	11	15	26	9	181
42	19	23	21	17	9	12	4	7	3	6	18	17	156
43	18	9	9	7	8	11	7	3	10	11	24	25	142
44	11	18	15	11	15	11	8	3	13	20	19	25	169
45	21	6	10	7	7	8	6	3	9	9	20	18	124
46	22	13	15	3	9	8	4	4	4	13	23	22	140
47	15	24	23	8	17	10	3	5	4	9	18	20	156
48	17	12	5	13	11	10	8	10	8	14	17	23	148
49	12	2	9	10	14	11	8	9	5	12	18	11	121
50	15	14	10	15	5	6	7	4	12	13	17	29	147
1951	18	19	18	9	15	7	9	3	9	16	15	16	154
52	20	16	6	9	9	6	5	3	11	12	13	25	135
53	17	9	2	11	8	11	7	8	8	13	13	23	130
54	17	17	15	14	13	11	11	6	8	10	16	12	150
55	27	19	21	9	7	5	13	11	8	14	21	22	177
56	14	17	16	16	13	11	1	6	4	10	24	19	151
57	14	6	10	13	15	4	8	5	11	12	18	20	136
58	21	15	17	14	6	13	3	1	5	15	28	15	153
59	13	12	17	11	15	16	8	10	8	9	22	23	164
60	14	21	25	15	13	6	10	6	12	15	21	18	176
1961	17	12	7	11	15	10	6	2	3	15	20	18	136
62	21	14	22	10	9	8	10	1	12	11	27	14	159
63	23	22	17	10	10	7	5	5	10	9	15	24	157
64	13	12	24	13	8	6	6	7	7	19	18	24	157
65	19	9	14	16	12	11	2	9	8	7	23	21	151
66	18	11	13	8	10	9	10	11	6	10	22	20	148
67	13	10	15	15	9	10	5	3	9	9	16	20	134
68	14	21	7	7	12	14	5	11	8	8	24	26	157
69	23	22	25	12	12	13	7	11	11	10	15	23	184
70	26	14	18	11	10	10	6	10	4	9	14	18	150
1971	22	8	20	10	8	6	7	4	8	4	15	16	128
72	30	21	12	16	13	7	9	9	8	14	15	22	176
73	21	16	14	15	10	13	2	10	8	14	10	15	148
74	24	16	15	17	14	11	7	6	9	17	16	15	167
75	13	9	19	14	12	17	7	12	3	15	20	18	159

Year	I	II	III	IV	V	VI	VII	VIII	IX	X	XI	XII	Sum
1976	16	20	10	12	10	10	9	12	11	17	19	21	167
77	21	18	8	15	14	8	6	10	9	12	21	20	162
78	26	21	12	17	20	9	8	9	9	9	27	19	186
79	18	19	15	12	6	9	11	8	7	14	20	14	153
80	23	13	14	17	19	14	11	8	11	14	16	16	176
1981	9	13	15	11	12	15	7	9	10	16	8	21	146
82	17	13	11	18	10	12	10	9	9	18	17	23	167
83	11	12	10	13	8	10	1	9	4	6	14	14	112
84	20	24	19	17	13	7	6	5	9	10	15	27	172
85	17	11	24	14	12	13	5	4	4	8	18	18	148
86	20	24	19	12	12	11	11	4	8	10	14	19	164
87	18	16	13	11	13	10	4	8	5	22	20	18	158
88	19	13	15	11	10	8	3	5	8	10	15	10	127
89	24	17	12	17	11	13	9	8	11	7	12	10	151
1990	20	5	8	14	10	14	6	5	9	13	17	22	143

Mean values

Period	I	II	III	IV	V	VI	VII	VIII	IX	X	XI	XII	Sum
1862-1870	16.4	12.4	16.2	7.3	7.1	8.9	5.2	7.4	5.4	9.7	16.4	19.2	131.9
1871-1880	15.3	10.9	8.1	9.6	8.5	4.4	3.3	4.2	6.2	11.3	14.9	14.3	111.0
1881-1890	18.7	15.5	12.8	10.9	7.1	7.9	4.8	4.4	7.6	13.8	15.6	19.4	138.5
1891-1900	18.1	9.3	10.9	12.4	10.9	7.6	5.5	3.8	6.5	9.2	18.0	17.5	129.7
1901-1910	13.3	14.4	12.7	10.6	9.1	8.8	5.5	5.1	9.4	11.8	13.6	20.1	134.4
1911-1920	17.1	9.9	11.8	12.1	10.2	7.3	6.5	5.5	8.9	14.8	17.2	19.6	140.9
1921-1930	20.2	13.7	14.0	14.8	11.8	9.4	6.8	6.4	9.8	14.0	18.7	23.0	162.6
1931-1940	21.9	14.5	15.2	13.6	14.0	10.4	5.8	7.6	9.2	15.9	19.6	22.4	170.1
1941-1950	17.4	13.7	13.1	11.0	10.8	10.0	6.9	5.5	7.9	12.2	20.0	19.9	148.4
1951-1960	17.5	15.1	14.7	12.1	11.4	9.0	7.5	5.9	8.4	12.6	19.1	19.3	152.6
1961-1970	18.7	14.7	16.2	11.3	10.7	9.8	6.2	7.5	7.7	11.3	19.4	20.8	154.3
1971-1980	21.4	16.1	13.9	14.5	12.6	10.4	7.7	8.8	8.3	13.0	17.9	17.6	162.2
1981-1990	17.5	14.8	14.6	13.8	11.1	11.3	6.2	6.6	7.7	12.0	15.0	18.2	148.8
1862-1890	16.8	13.0	12.2	9.3	7.6	7.0	4.4	5.3	6.4	11.7	15.6	17.6	127.0
1871-1900	17.4	11.9	10.6	11.0	8.8	6.6	4.5	4.1	6.8	11.4	16.2	17.1	126.4
1881-1910	16.7	13.1	12.1	11.3	9.0	8.1	5.3	4.4	7.8	11.6	15.7	19.0	134.2
1891-1920	16.2	11.2	11.8	11.7	10.1	7.9	5.8	4.8	8.3	11.9	16.3	19.1	135.0
1901-1930	16.9	12.7	12.8	12.5	10.4	8.5	6.3	5.7	9.4	13.5	16.5	20.9	146.0
1911-1940	19.7	12.7	13.7	13.5	12.0	9.0	6.4	6.5	9.3	14.9	18.5	21.7	157.9
1921-1950	19.8	14.0	14.1	13.1	12.2	9.9	6.5	6.5	9.0	14.0	19.4	21.8	160.4
1931-1960	18.9	14.4	14.3	12.2	12.1	9.8	6.7	6.3	8.5	13.6	19.6	20.5	157.0
1941-1970	17.9	14.5	14.7	11.5	11.0	9.6	6.9	6.3	8.0	12.0	19.5	20.0	151.8
1951-1980	19.2	15.3	14.9	12.6	11.6	9.7	7.1	7.4	8.1	12.3	18.8	19.2	156.4
1961-1990	19.2	15.2	14.9	13.2	11.5	10.5	6.7	7.6	7.9	12.1	17.4	18.9	155.1
1862-1990	18.0	13.5	13.4	11.9	10.4	8.9	6.0	6.0	7.9	12.4	17.3	19.3	145.1

ZAGREB-GRIČ

TABLE 63

RAINFALL

Monthly and annual amounts (mm)

Year	I	II	III	IV	V	VI	VII	VIII	IX	X	XI	XII	Sum
1862	81	20	67	73	87	39	54	72	64	82	104	39	781
63	35	7	102	33	55	78	47	61	78	31	102	17	647
64	21	92	60	72	83	143	109	79	207	17	125	35	1043
65	131	35	132	4	21	162	70	53	11	111	35	9	772
66	35	98	103	71	89	36	189	105	164	41	112	33	1075
67	113	51	67	68	74	110	64	52	52	143	22	126	941
68	54	3	62	90	43	55	90	42	45	77	68	123	752
69	15	34	83	107	90	104	61	59	42	129	78	123	925
70	50	50	48	49	62	133	78	266	40	120	109	102	1105
1871	59	6	53	49	130	128	45	49	84	120	164	36	924
72	70	36	67	83	34	96	39	97	138	174	92	57	983
73	68	105	43	91	129	65	64	62	80	43	47	9	806
74	15	51	27	80	145	137	93	167	23	68	45	178	1027
75	15	74	20	29	70	90	85	87	47	218	117	33	884
76	39	95	115	80	179	145	106	96	122	50	68	88	1184
77	63	52	33	91	65	50	49	11	68	35	74	81	672
78	60	1	32	40	91	84	221	116	115	205	163	67	1195
79	58	121	50	116	125	37	58	82	53	117	84	36	937
80	22	56	10	38	159	114	109	146	132	116	105	42	1049
1881	99	32	75	89	32	77	55	56	60	204	13	36	826
82	7	22	55	39	47	102	103	141	142	143	88	81	968
83	10	27	73	50	87	137	56	43	89	100	129	33	834
84	8	24	45	87	32	134	90	112	57	122	30	127	868
85	39	32	37	91	109	51	29	126	52	138	20	55	779
86	129	31	69	85	26	167	42	107	60	45	71	74	906
87	22	29	86	26	102	60	31	53	63	82	142	97	793
88	26	36	87	75	107	101	81	69	54	146	39	22	842
89	30	102	54	107	60	116	115	51	147	111	51	12	956
90	9	7	31	134	87	97	60	38	51	91	113	44	761
1891	78	1	80	96	77	65	160	42	44	12	48	40	743
92	72	44	50	88	99	139	83	76	59	65	17	57	850
93	50	48	40	7	22	186	129	17	67	76	164	25	830
94	20	17	10	56	128	99	50	98	62	128	51	54	771
95	90	109	76	104	62	99	67	98	17	275	38	98	1132
96	19	22	28	48	74	54	80	206	79	80	61	73	825
97	82	35	53	31	123	138	78	125	117	90	23	57	952
98	10	50	44	49	105	108	110	41	53	105	94	14	781
99	24	15	64	70	132	116	63	72	206	63	15	69	909
1900	87	31	72	106	88	120	56	142	22	79	93	53	948
1901	66	43	82	51	33	97	32	87	153	80	56	82	861
02	36	78	74	56	146	98	113	57	63	150	37	32	940
03	30	24	34	137	64	91	96	45	48	90	124	144	928
04	53	61	47	53	75	84	29	138	70	86	42	43	780
05	25	41	73	71	105	133	52	68	147	208	178	16	1117
06	45	44	80	32	67	55	157	56	83	53	98	154	924
07	44	30	12	123	67	43	89	32	47	113	25	87	709
08	20	45	63	128	30	43	61	186	48	24	60	55	763
09	39	15	57	46	57	72	81	109	97	51	46	122	790
10	77	67	11	49	61	168	89	58	136	87	178	59	1040

Year	I	II	III	IV	V	VI	VII	VIII	IX	X	XI	XII	Sum
1911	39	5	26	30	95	133	77	20	63	107	42	55	691
12	43	74	98	73	83	109	81	55	211	111	88	66	1092
13	33	20	34	50	66	48	142	78	125	28	62	67	754
14	45	9	107	39	166	48	134	33	83	11	36	80	791
15	127	61	58	52	63	125	155	150	60	258	76	67	1251
16	7	59	91	95	33	35	46	49	187	91	74	124	889
17	99	62	131	58	25	31	116	76	41	179	126	61	1006
18	25	13	49	51	73	123	65	100	120	128	39	88	873
19	83	31	69	146	54	138	148	58	110	100	155	16	1106
20	40	16	15	94	70	146	74	45	63	28	13	90	694
1921	13	36	6	61	137	115	27	41	20	74	95	30	655
22	45	73	72	127	76	71	51	29	149	157	41	22	912
23	54	58	49	111	53	166	31	61	31	82	157	73	925
24	35	68	57	86	139	89	96	124	48	36	2	49	828
25	30	91	85	78	100	158	30	83	176	63	184	45	1122
26	37	20	40	73	57	99	229	200	107	134	77	55	1127
27	50	16	63	33	87	50	43	52	93	47	47	49	630
28	14	24	87	47	152	68	39	85	223	138	68	48	993
29	62	66	7	70	77	98	31	65	25	101	141	53	795
30	83	60	66	71	72	18	97	111	134	176	40	93	1018
1931	40	68	90	114	33	56	59	89	61	70	97	26	804
32	31	26	96	67	115	51	40	21	32	199	50	46	775
33	59	47	18	59	157	114	39	102	102	150	180	112	1139
34	65	7	55	19	105	146	134	78	68	68	73	48	867
35	31	39	30	79	68	25	56	53	52	141	77	90	742
36	55	76	44	48	107	111	131	39	85	113	30	34	873
37	87	105	124	132	42	130	130	145	122	121	144	108	1387
38	32	19	39	53	68	71	51	154	38	76	13	75	688
39	70	8	27	14	201	110	50	33	52	173	55	45	837
40	74	70	27	51	91	75	50	149	118	131	123	49	1009
1941	52	84	90	90	54	90	47	111	40	108	118	36	919
42	27	124	38	79	61	82	62	31	24	58	29	57	671
43	55	52	6	48	86	109	73	51	116	18	104	76	795
44	16	62	53	48	44	106	48	25	73	152	188	67	880
45	77	3	30	72	61	46	95	97	66	51	90	60	748
46	34	32	14	9	63	67	47	33	25	81	182	76	665
47	30	204	62	25	87	100	56	42	5	42	53	65	772
48	141	30	4	60	106	112	161	67	37	77	104	22	922
49	23	9	9	30	79	87	64	79	17	10	140	34	581
50	47	63	25	78	66	34	47	44	112	85	154	123	876
1951	85	52	88	49	89	115	187	13	132	24	83	55	972
52	107	46	25	18	33	27	22	50	85	142	70	135	760
53	69	46	4	48	100	131	87	90	95	28	18	35	752
54	35	29	85	75	146	146	87	82	149	39	54	63	989
55	37	93	124	27	126	108	114	129	79	116	73	43	1068
56	35	52	21	102	75	170	31	73	8	69	84	39	760
57	46	61	16	82	139	23	101	80	58	65	23	48	742
58	62	53	50	55	55	119	35	61	85	68	99	75	814
59	83	12	46	67	87	237	151	119	66	32	50	186	1137
60	75	53	59	78	47	53	121	72	111	123	105	86	982
1961	41	34	24	84	136	93	120	36	22	114	98	52	853
62	89	49	84	119	83	93	140	8	121	18	261	51	1116
63	89	61	54	43	79	73	53	177	133	53	74	94	982
64	4	15	62	84	110	158	73	95	73	160	38	99	971
65	75	23	62	90	118	85	174	89	70	0	144	134	1064
66	53	53	54	65	90	129	140	112	33	73	155	49	1005
67	46	17	70	85	73	106	70	30	124	36	56	67	779
68	20	18	13	16	53	101	73	119	122	13	104	82	736
69	62	98	63	47	96	140	35	186	55	23	74	75	952
70	80	71	106	139	68	77	101	175	38	77	49	51	1031

Year	I	II	III	IV	V	VI	VII	VIII	IX	X	XI	XII	Sum
1971	44	16	66	54	42	63	38	131	46	11	80	25	616
72	60	52	46	152	140	86	225	61	88	24	113	16	1062
73	38	50	11	81	24	75	82	33	97	18	56	43	607
74	47	34	32	37	189	127	52	118	142	224	62	23	1085
75	18	12	57	44	71	117	104	99	29	93	51	51	745
76	27	30	46	92	52	79	123	52	94	92	86	104	877
77	79	67	54	91	28	58	110	105	90	65	160	50	956
78	46	45	69	54	114	62	115	70	75	53	17	61	781
79	111	71	82	47	16	93	119	84	53	67	90	84	915
80	42	26	61	75	71	67	67	94	81	162	154	77	979
1981	33	61	70	21	133	131	30	44	129	63	44	141	899
82	18	5	47	50	52	102	54	110	67	126	39	135	805
83	29	99	84	17	84	97	26	55	78	87	26	41	723
84	174	54	31	44	141	73	122	30	117	64	59	30	939
85	40	42	82	62	107	163	31	96	38	4	144	49	860
86	60	90	75	58	71	194	81	81	49	96	11	31	896
87	81	79	38	42	90	68	54	83	96	66	147	34	878
88	53	70	78	43	41	101	31	85	96	99	22	32	750
89	5	26	55	50	106	122	135	260	80	17	30	35	920
1990	25	28	68	54	10	87	46	25	105	90	102	57	696

Mean values (mm)

Period	I	II	III	IV	V	VI	VII	VIII	IX	X	XI	XII	Sum
1862-1870	59	43	80	63	67	96	85	88	78	83	84	67	893
1871-1880	47	60	45	70	113	95	87	91	86	115	96	63	966
1881-1890	38	34	61	78	69	104	66	80	78	118	70	58	853
1891-1900	53	37	52	66	91	112	88	92	73	97	60	54	874
1901-1910	44	45	53	75	71	88	80	84	89	94	84	79	885
1911-1920	54	35	68	69	73	94	104	66	106	104	71	71	915
1921-1930	42	51	53	76	95	93	67	85	101	101	85	52	901
1931-1940	54	47	55	64	99	89	74	86	73	124	84	63	912
1941-1950	50	66	33	54	71	83	70	58	52	68	116	62	783
1951-1960	63	50	52	60	90	113	94	77	87	71	66	77	898
1961-1970	56	44	59	77	91	106	98	103	79	57	105	75	949
1971-1980	51	40	52	73	75	83	104	85	80	81	87	53	862
1981-1990	52	55	63	44	84	114	61	87	86	71	62	59	837
1862-1890	48	46	62	71	83	98	79	86	81	106	83	63	905
1871-1900	46	44	53	71	91	104	80	88	79	110	75	58	898
1881-1910	45	39	55	73	77	102	78	85	80	103	71	64	871
1891-1920	50	39	58	70	78	98	90	81	89	99	72	68	891
1901-1930	47	44	58	73	79	92	84	78	99	100	80	68	900
1911-1940	50	44	59	69	89	92	82	79	93	110	80	62	909
1921-1950	49	55	47	64	88	88	70	76	75	98	95	59	865
1931-1960	56	54	47	59	86	95	79	74	70	88	89	67	864
1941-1970	57	53	48	64	84	101	87	79	72	65	96	71	876
1951-1980	57	45	54	70	85	100	98	88	82	69	86	68	903
1961-1990	53	47	58	65	83	101	87	91	81	70	85	62	883
1862-1990	51	47	56	67	84	98	83	83	82	91	82	64	887

RAINFALL

Some data on the variability of monthly and annual amounts for the period 1862-1990

Highest monthly and annual amounts (mm) and the year of occurrence

I	II	III	IV	V	VI	VII	VIII	IX	X	XI	XII	Year
174	204	132	152	201	237	229	266	223	275	261	186	1387
1984	1947	1865	1972	1939	1959	1926	1870	1928	1895	1962	1959	1937

Lowest monthly and annual amounts (mm) and the year of occurrence

I	II	III	IV	V	VI	VII	VIII	IX	X	XI	XII	Year
4	1	4	4	10	18	22	8	5	0	2	9	581
1964	1878	1948	1865	1990	1930	1952	1962	1947	1965	1924	1865	1949
1891	1953										1873	

Standard deviations (mm)

I	II	III	IV	V	VI	VII	VIII	IX	X	XI	XII	Year
31.2	31.7	29.1	31.4	38.8	40.2	44.7	48.1	45.7	55.4	49.5	36.0	148.7

Coefficient of variation

I	II	III	IV	V	VI	VII	VIII	IX	X	XI	XII	Year
0.61	0.68	0.52	0.47	0.46	0.41	0.54	0.58	0.56	0.61	0.60	0.56	0.168

Frequency of occurrence of highest monthly amounts (per mille)

I	II	III	IV	V	VI	VII	VIII	IX	X	XI	XII
8	23	4	31	81	147	116	116	109	182	136	47

Frequency of occurrence of lowest monthly amounts (per mille)

I	II	III	IV	V	VI	VII	VIII	IX	X	XI	XII
143	194	116	78	62	16	31	35	74	43	97	112

RAINFALL

Absolute and relative frequencies of the monthly and annual amounts for the period 1862-1990

Absolute frequencies of the monthly amounts

mm	I	II	III	IV	V	VI	VII	VIII	IX	X	XI	XII
0- 25	25	35	19	9	5	2	1	6	10	16	14	12
25- 50	46	37	34	34	18	13	31	26	23	14	25	41
50- 75	29	38	44	36	37	24	35	31	33	23	27	34
75-100	21	12	23	32	29	29	22	29	24	25	21	23
100-125	3	6	7	10	17	28	19	16	17	20	16	9
125-150	4		2	7	16	22	10	10	14	13	10	7
150-175	1			1	4	8	6	3	2	8	9	1
175-200					2	2	2	4	2	3	6	2
200-225		1			1		1	2	4	5		
225-250						1	2					
250-275								2		1	1	
275-300										1		

Absolute frequencies of the annual amounts

500-600	1	800- 900	27	1100-1200	11
600-700	12	900-1000	30	1200-1300	1
700-800	31	1000-1100	15	1300-1400	1

Relative frequencies (%) of the monthly amounts

mm	I	II	III	IV	V	VI	VII	VIII	IX	X	XI	XII
0- 25	19	27	15	7	4	2	1	5	8	12	11	9
25- 50	36	29	26	26	14	10	24	20	18	11	19	32
50- 75	22	29	34	28	29	19	27	24	26	18	21	26
75-100	16	9	18	25	22	22	17	22	19	19	16	18
100-125	2	5	5	8	13	22	15	12	13	16	12	7
125-150	3		2	5	12	17	8	8	11	10	8	5
150-175	1			1	3	6	5	2	2	6	7	1
175-200					2	2	2	3	2	2	5	2
200-225		1			1		1	2	3	4		
225-250						1	2					
250-275								2		1	1	
275-300										1		

Relative frequencies (%) of the annual amounts

500-600	1	800- 900	21	1100-1200	9
600-700	9	900-1000	23	1200-1300	1
700-800	24	1000-1100	12	1300-1400	1

RAINFALL

Seasonal mean amounts (mm)
(winter: XII,I,II etc)

Period	Winter	Spring	Summer	Autumn
1862-1870	169	210	269	245
1871-1880	170	228	273	297
1881-1890	130	208	250	266
1891-1900	144	209	292	230
1901-1910	168	199	252	267
1911-1920	160	210	264	281
1921-1930	145	224	245	287
1931-1940	164	218	249	281
1941-1950	178	158	211	236
1951-1960	190	202	284	224
1961-1970	175	227	307	241
1971-1980	144	200	272	248
1981-1990	166	191	262	219
1862-1890	157	216	263	270
1871-1900	148	215	272	264
1881-1910	148	205	265	254
1891-1920	157	206	269	260
1901-1930	159	210	254	279
1911-1940	156	217	253	283
1921-1950	163	199	234	268
1931-1960	177	192	248	247
1941-1970	181	196	267	233
1951-1980	170	209	286	237
1961-1990	162	206	279	236
1862-1990	162	207	264	255

RAINFALL

Maximum daily amounts (mm)

Year	I	II	III	IV	V	VI	VII	VIII	IX	X	XI	XII	Max.
1862	26.7	7.8	21.4	12.5	22.4	7.2	39.8	21.2	14.7	25.6	21.5	16.7	39.8
63	8.3	4.1	30.6	26.3	17.1	26.9	21.0	19.5	27.7	11.6	37.9	9.8	37.9
64	12.7	27.6	27.0	36.3	20.6	34.2	31.0	40.8	71.4	6.5	32.0	10.4	71.4
65	25.8	15.3	43.5	3.4	10.3	49.8	25.8	39.1	6.2	21.0	12.7	4.7	49.8
66	15.9	33.3	14.9	22.0	22.6	13.1	62.0	41.1	53.0	26.7	25.0	26.8	62.0
67	21.6	19.6	18.1	39.1	43.6	33.2	31.4	25.7	23.6	55.9	14.1	31.4	55.9
68	22.6	1.7	17.0	28.4	22.5	16.5	16.9	13.5	13.3	30.2	25.7	50.9	50.9
69	6.5	21.0	15.6	39.7	31.0	47.8	18.7	20.0	13.6	29.5	16.1	23.1	47.8
70	33.2	20.5	16.5	19.0	17.3	36.4	32.5	57.9	21.1	39.7	29.1	15.3	57.9
1871	9.0	5.4	18.1	19.2	28.7	28.7	16.0	11.4	31.3	59.9	34.3	23.0	59.9
72	18.8	13.6	27.5	25.1	12.1	23.0	13.6	37.4	48.3	62.3	20.3	17.3	62.3
73	14.3	23.2	11.4	25.2	30.7	18.7	25.3	25.7	30.4	13.2	13.5	5.4	30.7
74	3.4	17.4	11.7	17.8	21.7	45.4	47.6	57.3	11.3	30.4	18.5	17.4	57.3
75	7.4	34.3	5.6	12.6	26.7	27.8	30.7	20.7	21.3	58.2	20.0	11.0	58.2
76	10.0	21.4	30.6	25.7	38.5	31.7	36.7	24.1	50.1	18.1	12.5	13.8	50.1
77	40.7	18.7	7.3	20.2	20.1	27.8	16.4	9.7	17.2	10.5	23.7	20.0	40.7
78	14.4	1.3	12.5	14.2	45.7	24.7	50.0	38.3	30.6	46.8	39.7	22.6	50.0
79	20.7	28.0	14.2	18.7	36.0	13.0	25.1	22.5	25.3	50.2	23.7	21.0	50.2
80	13.0	19.4	4.8	14.2	48.7	24.3	47.3	36.7	48.0	26.6	17.5	13.4	48.7
1881	25.8	17.8	21.6	17.0	13.6	12.4	36.2	18.2	13.4	34.8	5.6	11.0	36.2
82	4.0	14.0	19.6	9.8	12.4	23.8	44.4	34.8	19.8	43.8	18.8	20.0	44.4
83	4.4	16.6	10.7	9.0	51.1	34.6	22.4	10.2	15.7	24.8	29.0	11.0	51.1
84	5.5	19.2	16.6	14.0	20.5	15.4	28.0	31.7	25.3	29.8	13.7	21.2	31.7
85	9.5	11.4	11.3	38.8	36.3	13.7	7.2	26.7	21.3	41.3	6.8	18.8	41.3
86	15.3	10.7	29.8	14.5	17.8	34.6	17.5	29.7	34.8	14.6	29.3	14.3	34.8
87	6.9	12.8	27.4	10.4	24.2	28.4	12.6	39.2	20.7	19.5	24.1	31.7	39.2
88	9.7	8.6	21.2	33.8	18.6	24.4	26.9	21.3	28.0	76.0	10.6	8.1	76.0
89	17.4	34.7	15.8	22.3	15.8	35.8	32.6	23.6	46.5	24.2	16.3	3.0	46.5
90	3.5	4.2	8.8	32.8	23.1	21.8	12.8	19.3	19.4	25.3	31.9	11.2	32.8
1891	15.5	0.4	26.0	22.6	28.4	33.8	42.3	15.0	22.0	4.9	11.2	20.9	42.3
92	15.0	13.1	17.5	39.0	16.4	24.0	29.0	38.2	21.5	17.3	7.6	24.0	39.0
93	10.6	24.0	18.6	5.1	7.1	24.8	29.4	9.2	31.6	24.7	31.2	8.5	31.6
94	6.2	14.2	3.0	14.0	45.7	25.9	17.3	33.1	17.0	34.9	19.1	15.7	45.7
95	19.3	26.9	24.8	22.9	33.0	24.7	40.7	34.2	11.6	63.9	15.2	24.0	63.9
96	7.9	9.4	6.9	15.1	24.4	15.3	31.8	50.4	27.6	18.1	16.0	16.9	50.4
97	19.3	18.6	20.9	11.8	30.8	39.1	31.5	55.1	23.9	42.3	20.9	21.5	55.1
98	4.8	7.4	9.8	12.6	34.4	31.3	16.2	20.6	11.4	36.3	32.5	6.4	36.3
99	12.1	6.3	23.6	19.4	21.4	40.2	13.0	15.8	52.5	25.5	6.8	13.9	52.5
1900	20.8	6.5	17.4	20.2	13.0	33.3	23.9	44.7	7.0	22.7	27.1	22.2	44.7
1901	38.2	15.8	17.6	19.9	9.1	39.7	12.1	23.9	28.2	36.2	42.7	22.7	42.7
02	9.2	14.1	17.8	19.9	31.4	22.5	27.2	29.6	37.1	36.1	17.7	10.4	37.1
03	15.6	11.1	20.2	23.3	23.0	44.3	32.7	23.7	11.3	39.2	44.9	31.6	44.9
04	17.3	18.2	11.8	14.7	15.7	19.9	6.4	35.0	14.3	25.1	14.4	12.9	35.0
05	8.3	9.2	15.5	9.9	28.4	30.9	18.2	30.1	40.4	40.0	31.3	11.8	40.4
06	16.0	12.6	17.3	9.3	21.9	13.5	55.8	16.9	26.6	14.2	23.2	31.3	55.8
07	19.5	11.7	7.5	23.1	17.6	24.9	19.4	13.7	31.9	24.6	9.4	19.9	31.9
08	12.6	11.7	12.4	17.1	13.6	13.0	30.4	61.3	13.1	10.3	18.5	15.0	61.3
09	17.6	4.6	10.2	20.7	14.1	22.5	20.4	43.7	33.2	18.0	18.0	17.3	43.7
10	20.0	13.9	3.9	6.6	13.3	25.3	25.1	14.8	31.6	27.5	40.9	14.6	40.9

Year	I	II	III	IV	V	VI	VII	VIII	IX	X	XI	XII	Max.
1911	10.9	2.0	9.7	7.2	22.7	27.7	31.8	5.2	18.6	36.4	18.5	9.1	36.4
12	8.4	24.1	16.5	18.7	34.2	24.4	26.7	25.9	63.3	38.0	16.1	19.3	63.3
13	8.7	16.2	16.1	12.4	25.3	15.7	25.1	20.6	42.0	11.2	20.8	22.9	42.0
14	19.8	3.3	39.2	11.4	35.3	11.6	25.2	13.7	21.5	3.1	12.6	21.7	39.2
15	32.7	10.7	13.9	17.0	23.2	38.0	46.2	31.1	20.4	72.4	19.9	34.8	72.4
16	4.0	24.3	26.1	32.0	14.6	9.8	16.8	27.7	34.8	32.6	27.2	21.2	34.8
17	16.4	19.4	53.6	16.5	13.9	14.4	39.9	22.7	26.8	64.0	26.8	13.9	64.0
18	7.7	5.7	32.8	8.6	33.8	35.2	38.3	38.1	35.2	22.7	13.4	22.3	38.3
19	22.4	9.4	12.1	34.4	9.1	43.8	22.9	16.9	37.1	18.9	26.5	6.4	43.8
20	18.7	10.4	6.9	41.2	28.0	36.0	31.1	9.4	18.8	9.3	9.0	17.6	41.2
1921	7.3	15.9	3.4	27.2	67.5	38.9	9.9	10.5	9.3	47.9	32.9	9.3	67.5
22	12.6	30.7	20.3	23.1	22.3	22.2	20.3	15.5	24.1	23.2	23.4	11.9	30.7
23	25.2	18.7	14.8	20.1	21.1	36.1	16.4	22.2	8.5	43.8	23.3	19.5	43.8
24	17.0	12.1	12.5	12.5	29.7	25.3	23.9	29.7	26.3	12.4	0.4	22.7	29.7
25	16.5	24.1	32.3	17.1	37.6	53.6	12.0	18.9	26.8	35.1	63.6	22.1	63.6
26	11.5	5.2	15.0	40.7	18.0	21.1	60.7	118.8	37.2	40.6	28.6	11.3	118.8
27	12.1	8.1	16.8	18.4	15.9	18.8	16.7	17.3	45.3	24.3	14.1	8.2	45.3
28	5.4	7.7	23.0	12.4	20.8	18.1	25.0	25.5	30.0	37.1	19.5	20.4	37.1
29	15.3	22.6	4.2	30.9	17.8	21.8	16.5	19.7	12.8	33.1	36.1	10.9	36.1
30	24.3	14.5	32.8	11.9	14.0	6.1	36.0	51.7	24.3	57.2	22.1	29.5	57.2
1931	9.4	16.7	25.7	42.1	18.8	14.1	38.1	35.5	21.5	30.0	23.1	23.2	42.1
32	13.9	9.0	17.5	20.6	21.9	19.5	12.4	8.2	18.7	82.8	16.4	10.6	82.8
33	9.4	8.5	8.6	15.7	30.6	44.0	14.9	64.8	46.1	43.8	55.2	18.5	64.8
34	18.1	3.2	17.4	5.9	25.0	49.0	29.2	13.4	33.1	32.4	21.2	12.5	49.0
35	12.5	12.9	11.4	19.2	24.6	5.3	12.5	17.3	21.3	39.0	18.6	18.7	39.0
36	10.7	15.7	8.7	18.0	28.7	19.5	84.2	14.4	30.9	24.1	9.9	13.9	84.2
37	19.5	25.2	18.7	17.3	14.2	36.4	34.6	28.9	24.4	58.1	53.0	20.9	58.1
38	12.3	10.0	19.5	17.1	25.2	23.7	16.5	32.2	12.1	22.8	3.5	16.2	32.2
39	26.8	5.1	18.0	7.5	53.2	23.9	21.3	19.2	14.0	21.5	17.1	9.0	53.2
40	22.6	15.0	8.1	17.4	16.7	23.8	10.3	43.7	38.0	23.6	23.6	15.8	43.7
1941	14.0	18.6	26.2	28.5	15.9	28.7	16.8	25.9	13.1	31.1	27.6	16.2	31.1
42	12.3	43.3	12.8	16.0	14.3	26.2	17.4	15.9	6.6	28.8	7.3	21.3	43.3
43	21.1	19.7	2.4	13.0	32.1	19.5	25.0	30.5	33.3	5.4	35.5	24.7	35.5
44	5.3	17.8	15.6	16.8	15.9	34.5	21.0	14.8	22.8	18.6	39.0	20.5	39.0
45	16.0	1.6	12.9	23.8	30.9	15.8	32.7	25.8	20.5	27.9	36.4	19.1	36.4
46	15.3	10.8	6.0	9.2	17.3	15.1	24.3	16.9	8.4	22.4	40.7	23.2	40.7
47	8.8	39.4	16.6	9.6	22.5	23.5	31.3	28.3	5.3	14.6	16.8	21.5	39.4
48	25.3	8.7	1.8	37.0	43.1	30.3	26.0	20.7	14.5	16.5	55.8	13.4	55.8
49	14.0	5.0	2.3	13.0	19.3	18.4	14.0	16.8	8.5	4.8	21.7	10.8	21.7
50	14.1	21.3	10.9	13.2	59.6	13.2	17.0	20.5	49.2	15.5	33.2	16.1	59.6
1951	13.8	15.1	12.6	10.9	18.2	29.5	77.7	4.6	31.4	4.7	24.1	17.6	77.7
52	32.8	11.4	12.2	9.7	9.1	6.5	6.3	15.9	23.4	32.2	17.7	18.9	32.8
53	38.7	15.7	1.4	16.9	26.2	49.6	43.4	32.3	32.4	11.7	13.3	7.4	49.6
54	9.2	6.5	26.2	13.6	40.1	31.0	32.8	34.2	43.3	10.2	31.8	15.1	43.3
55	13.9	14.8	53.6	5.8	35.9	19.0	25.4	34.8	26.0	20.6	25.1	13.9	53.6
56	14.5	12.8	7.2	29.4	20.6	51.1	11.1	27.8	2.0	28.3	26.6	11.7	51.1
57	8.9	12.8	14.5	17.7	44.0	6.4	23.9	18.8	25.2	25.0	9.1	8.8	44.0
58	18.0	20.8	18.5	18.4	20.5	40.6	16.6	21.8	44.2	27.4	47.6	23.5	47.6
59	30.8	7.4	18.1	23.6	18.6	55.0	53.5	21.3	32.5	21.0	9.9	43.9	55.0
60	28.6	22.7	21.0	17.3	12.8	22.6	20.3	22.8	26.6	22.5	32.4	16.0	32.4
1961	13.3	26.5	17.1	17.6	43.9	40.1	24.8	25.7	21.6	31.3	46.2	19.9	46.2
62	25.8	15.3	16.6	18.3	16.9	21.3	56.8	5.8	43.6	6.1	60.2	22.5	60.2
63	13.0	17.2	12.2	11.9	22.9	16.2	22.9	49.2	29.4	23.9	18.6	23.8	49.2
64	1.1	7.0	11.4	18.2	27.6	51.1	27.1	26.2	24.4	44.8	16.4	14.6	51.1
65	17.7	17.8	11.2	16.3	23.6	18.7	53.6	33.8	20.0	0.2	24.8	23.4	53.6
66	10.5	15.7	22.2	21.9	21.2	39.1	35.0	24.2	16.6	16.5	27.4	10.1	39.1
67	10.8	4.4	17.0	31.4	32.5	29.3	29.0	8.4	25.6	14.0	21.4	14.6	32.5
68	10.0	5.2	6.3	7.6	11.0	25.8	20.9	32.2	29.5	8.6	20.2	35.8	35.8
69	13.3	19.5	14.6	19.8	49.1	40.6	12.2	53.0	17.8	14.7	18.2	12.1	53.0
70	20.2	26.2	25.2	29.0	18.9	25.8	35.4	55.9	16.9	29.3	19.2	20.4	55.9

Year	I	II	III	IV	V	VI	VII	VIII	IX	X	XI	XII	Max.
1971	12.4	7.2	26.8	16.4	11.0	14.1	24.4	42.2	15.1	8.7	27.7	10.3	42.2
72	16.0	20.8	18.4	28.8	21.6	49.9	28.1	14.0	22.7	7.3	35.3	11.0	49.9
73	19.6	10.8	3.1	19.6	19.8	30.1	24.3	16.4	34.9	6.6	26.4	13.9	34.9
74	15.6	14.0	11.7	12.9	41.5	50.5	18.4	47.3	22.7	34.5	29.0	10.3	50.5
75	6.2	4.4	12.3	23.9	21.1	44.5	19.3	27.2	8.4	25.8	21.3	40.3	44.5
76	11.0	10.6	20.9	29.1	23.3	42.1	56.9	11.7	18.9	21.8	27.3	17.7	56.9
77	22.4	17.9	22.9	27.6	8.9	30.2	24.7	40.9	23.3	37.9	46.3	16.9	46.3
78	17.9	10.4	23.4	18.6	23.3	16.6	48.8	31.2	21.5	20.5	11.3	19.0	48.8
79	27.3	14.8	15.9	11.7	9.5	32.8	32.1	22.1	21.5	15.6	33.5	16.0	33.5
80	10.6	7.5	13.4	21.3	17.0	15.0	24.2	28.1	24.5	40.3	31.4	17.8	40.3
1981	13.8	15.5	22.5	7.1	24.3	31.3	12.1	28.9	26.0	19.3	12.2	39.1	39.1
82	12.8	1.9	12.8	23.0	18.2	20.7	16.3	32.8	32.1	20.7	23.6	36.8	36.8
83	20.6	26.6	26.1	10.3	26.6	21.9	11.5	13.0	33.6	42.8	22.4	13.6	42.8
84	24.2	15.0	15.0	16.9	37.1	17.4	18.2	15.4	29.5	24.7	23.8	15.5	37.1
85	20.6	15.8	13.4	18.4	28.1	29.3	9.1	40.0	21.0	1.2	28.8	15.9	40.0
86	23.9	23.2	15.8	14.1	27.9	57.5	22.7	40.1	14.5	52.3	7.0	9.3	57.5
87	17.9	33.7	12.0	12.0	33.6	13.6	17.6	32.9	81.6	38.1	57.9	11.8	81.6
88	24.1	15.0	36.6	8.1	20.1	32.3	13.0	27.0	50.1	24.7	11.3	13.9	50.1
89	3.6	6.9	14.4	14.2	26.6	28.4	95.8	66.0	18.6	13.7	20.2	17.6	95.8
1990	20.2	10.9	26.8	10.0	3.5	15.6	10.9	11.6	31.6	41.3	26.0	21.9	41.3

Mean values (mm)

Period	I	II	III	IV	V	VI	VII	VIII	IX	X	XI	XII	Max.
1862-1990	15.6	14.8	17.1	18.9	24.7	27.4	27.5	27.9	26.3	28.2	24.2	17.9	48.1

Highest values (mm) with the year of occurrence

Period	I	II	III	IV	V	VI	VII	VIII	IX	X	XI	XII	Max.
1862-1870	33.2 1870	33.3 1866	43.5 1865	39.7 1869	43.6 1867	49.8 1865	62.0 1866	57.9 1870	71.4 1864	55.9 1867	37.9 1863	50.9 1868	71.4 1864
1871-1880	40.7 1877	34.3 1875	30.6 1876	25.7 1876	48.7 1880	45.4 1874	50.0 1878	57.3 1874	50.1 1876	62.3 1872	39.7 1878	23.0 1871	62.3 1872
1881-1890	25.8 1881	34.7 1889	29.8 1886	38.8 1885	51.1 1883	35.8 1889	44.4 1882	39.2 1887	46.5 1889	76.0 1888	31.9 1890	31.7 1887	76.0 1888
1891-1900	20.8 1900	26.9 1895	26.0 1891	39.0 1892	45.7 1894	40.2 1899	42.3 1891	55.1 1897	52.5 1899	63.9 1895	32.5 1898	24.0 1892	63.9 1895
1901-1910	38.2 1901	18.2 1904	20.2 1903	23.3 1903	31.4 1902	44.3 1903	55.8 1906	61.3 1908	40.4 1905	40.0 1905	44.9 1903	31.6 1903	61.3 1908
1911-1920	32.7 1915	24.3 1916	53.6 1917	41.2 1920	35.3 1914	43.8 1919	46.2 1915	38.1 1918	63.3 1912	72.4 1915	27.2 1916	34.8 1915	72.4 1915
1921-1930	25.2 1923	30.7 1922	32.8 1930	40.7 1926	67.5 1921	53.6 1925	60.7 1926	118.8 1926	45.3 1927	57.2 1930	63.6 1925	29.5 1930	118.8 1926
1931-1940	26.8 1939	25.2 1937	25.7 1931	42.1 1931	53.2 1939	49.0 1934	84.2 1936	64.8 1933	46.1 1933	82.8 1932	55.2 1933	23.2 1931	84.2 1936
1941-1950	25.3 1948	43.3 1942	26.2 1941	37.0 1948	59.6 1950	34.5 1944	32.7 1945	30.5 1943	49.2 1950	31.1 1941	55.8 1948	24.7 1943	59.6 1950
1951-1960	38.7 1953	22.7 1960	53.6 1955	29.4 1956	44.0 1957	55.0 1959	77.7 1951	34.8 1955	44.2 1958	32.2 1952	47.6 1958	43.9 1959	77.7 1951
1961-1970	25.8 1962	26.5 1961	25.2 1970	31.4 1967	49.1 1969	51.1 1964	56.8 1962	55.9 1970	43.6 1962	44.8 1964	60.2 1962	35.8 1968	60.2 1962
1971-1980	27.3 1979	20.8 1972	26.8 1971	29.1 1976	41.5 1974	50.5 1974	56.9 1976	47.3 1974	34.9 1973	40.3 1980	46.3 1977	40.3 1975	56.9 1976
1981-1990	24.2 1984	33.7 1987	36.6 1988	23.0 1982	37.1 1984	57.5 1986	95.8 1989	66.0 1989	81.6 1987	52.3 1986	57.9 1987	39.1 1981	95.8 1989

Period	I	II	III	IV	V	VI	VII	VIII	IX	X	XI	XII	Max.
1862-1890	40.7 1877	34.7 1889	43.5 1865	39.7 1869	51.1 1883	49.8 1865	62.0 1866	57.9 1870	71.4 1864	76.0 1888	39.7 1878	50.9 1868	76.0 1888
1871-1900	40.7 1877	34.7 1889	30.6 1876	39.0 1892	51.1 1883	45.4 1874	50.0 1878	57.3 1874	52.5 1899	76.0 1888	39.7 1878	31.7 1887	76.0 1888
1881-1910	38.2 1901	34.7 1889	29.8 1886	39.0 1892	51.1 1883	44.3 1903	55.8 1906	61.3 1908	52.5 1899	76.0 1888	44.9 1903	31.7 1887	76.0 1888
1891-1920	38.2 1901	26.9 1895	53.6 1917	41.2 1920	45.7 1894	44.3 1903	55.8 1906	61.3 1908	63.3 1912	72.4 1915	44.9 1903	34.8 1915	72.4 1915
1901-1930	38.2 1901	30.7 1922	53.6 1917	41.2 1920	67.5 1921	53.6 1925	60.7 1926	118.8 1926	63.3 1912	72.4 1915	63.6 1925	34.8 1915	118.8 1926
1911-1940	32.7 1915	30.7 1922	53.6 1917	42.1 1931	67.5 1921	53.6 1925	84.2 1936	118.8 1926	63.3 1912	82.8 1932	63.6 1925	34.8 1915	118.8 1926
1921-1950	26.8 1939	43.3 1942	32.8 1930	42.1 1931	67.5 1921	53.6 1925	84.2 1936	118.8 1926	49.2 1950	82.8 1932	63.6 1925	29.5 1930	118.8 1926
1931-1960	38.7 1953	43.3 1942	53.6 1955	42.1 1931	59.6 1950	55.0 1959	84.2 1936	64.8 1933	49.2 1950	82.8 1932	55.8 1948	43.9 1959	84.2 1936
1941-1970	38.7 1953	43.3 1942	53.6 1955	37.0 1948	59.6 1950	55.0 1959	77.7 1951	55.9 1970	49.2 1950	44.8 1964	60.2 1962	43.9 1959	77.7 1951
1951-1980	38.7 1953	26.5 1961	53.6 1955	31.4 1967	49.1 1969	55.0 1959	77.7 1951	55.9 1970	44.2 1958	44.8 1964	60.2 1962	43.9 1959	77.7 1951
1961-1990	27.3 1979	33.7 1987	36.6 1988	31.4 1967	49.1 1969	57.5 1986	95.8 1989	66.0 1989	81.6 1987	52.3 1986	60.2 1962	40.3 1975	95.8 1989

Highest values (mm) with the year and day of occurrence

Period	I	II	III	IV	V	VI	VII	VIII	IX	X	XI	XII	Max.
1862-1990	40.7 1877 12	43.3 1942 10	53.6 1917 25 1955 7.	42.1 1931 20	67.5 1921 31	57.5 1986 15	95.8 1989 4	118.8 1926 9	81.6 1987 28	82.8 1932 4	63.6 1925 12	50.9 1868 26	118.8 1926 9.VIII

RAINFALL

Number of days with the amount 0.1 mm or more

Year	I	II	III	IV	V	VI	VII	VIII	IX	X	XI	XII	Sum
1862	8	7	9	12	11	11	8	9	8	8	16	6	113
63	6	5	11	4	6	8	8	4	4	7	11	5	79
64	4	12	13	13	11	17	14	8	9	7	13	7	128
65	12	9	15	2	4	15	7	4	2	13	4	3	90
66	5	12	21	8	11	7	16	7	6	4	11	4	112
67	14	6	8	8	6	11	10	7	8	10	7	10	105
68	11	2	12	13	4	12	16	13	11	11	9	12	126
69	8	2	17	13	13	14	8	10	6	14	13	19	137
70	12	12	12	6	12	16	11	23	6	12	15	16	153
1871	15	2	8	12	22	17	7	11	8	13	22	7	144
72	9	12	11	12	8	14	10	14	10	16	11	10	137
73	14	13	8	17	18	7	8	7	13	8	12	3	128
74	9	7	3	15	22	13	7	12	5	9	13	24	139
75	7	9	7	8	12	15	11	10	10	22	13	6	130
76	14	9	12	10	18	13	14	12	11	9	11	15	148
77	11	9	13	20	12	7	7	4	12	7	10	13	125
78	11	1	9	13	7	9	18	8	10	15	21	10	132
79	12	20	9	20	15	8	12	9	11	6	11	9	142
80	4	9	5	6	16	18	8	18	9	9	10	10	122
1881	20	10	11	16	14	18	6	9	14	23	4	9	154
82	3	4	10	10	10	15	11	18	15	17	9	10	132
83	10	9	19	13	12	18	14	10	12	11	13	6	147
84	5	6	9	16	6	24	10	8	6	13	4	16	123
85	8	8	11	10	11	10	7	12	9	14	14	8	122
86	16	8	7	14	8	24	6	15	4	10	8	15	135
87	7	7	13	5	16	11	6	8	9	13	15	13	123
88	7	7	15	14	11	9	19	9	6	9	7	8	121
89	9	11	12	18	12	13	12	9	19	18	10	10	153
90	8	4	12	14	14	12	9	5	7	11	18	10	124
1891	14	4	14	18	15	10	13	8	6	7	17	8	134
92	10	12	10	9	18	18	12	7	7	11	5	8	127
93	14	8	7	4	11	16	14	6	8	8	16	8	120
94	12	3	7	12	19	13	8	12	14	15	9	9	133
95	18	18	12	16	12	13	10	8	5	18	11	18	159
96	16	6	8	11	15	16	13	18	13	17	18	17	168
97	20	9	11	11	21	14	15	9	13	10	3	9	145
98	9	17	14	11	15	11	16	7	11	11	18	10	150
99	6	9	7	16	19	15	16	9	15	7	4	17	140
1900	19	13	16	15	20	16	8	15	8	15	23	18	186
1901	9	9	18	9	14	15	13	13	17	14	9	18	158
02	8	20	12	13	19	20	12	10	8	16	10	10	158
03	5	5	7	14	18	16	14	9	9	10	13	24	144
04	10	12	16	12	16	15	9	9	15	16	9	7	146
05	9	11	15	16	15	17	8	6	9	18	20	4	148
06	9	11	14	9	18	17	15	9	15	13	10	19	159
07	8	11	7	21	13	8	14	7	7	17	13	18	144
08	6	11	16	16	8	6	11	14	9	7	9	12	125
09	7	11	17	8	15	15	13	11	12	12	13	18	152
10	13	11	6	16	17	19	16	9	16	12	16	16	167

Year	I	II	III	IV	V	VI	VII	VIII	IX	X	XI	XII	Sum
1911	7	5	10	12	18	13	7	8	13	9	12	15	129
12	14	9	18	16	14	14	8	11	20	11	10	9	154
13	11	6	5	9	10	11	23	14	16	6	11	8	130
14	8	5	10	10	18	15	17	8	12	11	9	14	137
15	21	14	13	13	12	14	13	15	9	19	14	8	165
16	4	11	13	17	9	11	9	11	16	17	16	19	153
17	24	8	17	13	9	8	11	10	6	19	13	17	155
18	13	5	12	18	13	18	15	13	10	20	13	13	163
19	19	13	14	22	15	14	21	11	9	18	21	11	188
20	14	7	8	13	11	23	10	13	10	8	9	18	144
1921	7	7	3	12	14	15	8	9	5	3	20	7	110
22	13	9	14	15	11	11	8	4	18	26	12	7	148
23	11	15	10	13	9	18	9	5	11	9	20	19	149
24	10	11	15	16	18	12	13	17	11	11	11	11	156
25	8	11	12	16	16	15	8	15	17	10	19	14	161
26	13	11	8	9	14	20	20	11	7	10	14	15	152
27	15	6	13	13	15	10	6	9	11	11	11	22	142
28	12	9	22	16	22	13	4	10	15	12	16	17	168
29	13	10	7	15	19	10	6	9	4	12	22	13	140
30	11	10	13	19	18	8	15	10	15	14	8	22	163
1931	12	17	12	12	10	13	6	11	18	14	16	8	149
32	5	7	13	18	14	12	11	6	7	18	12	22	145
33	20	13	7	9	22	18	12	10	13	16	19	20	179
34	13	5	11	10	15	17	12	15	9	13	12	17	149
35	16	8	9	12	11	10	14	10	9	15	13	19	146
36	16	14	12	17	16	20	10	9	7	19	9	12	161
37	18	13	24	21	12	14	14	16	14	13	18	19	196
38	13	4	7	15	16	9	11	19	9	12	7	19	141
39	11	4	9	3	24	13	7	12	13	21	14	9	140
40	16	14	9	8	21	19	13	12	10	15	17	9	163
1941	17	17	12	16	15	15	16	15	9	13	20	6	171
42	11	22	11	19	14	12	12	5	10	8	12	14	150
43	10	7	3	15	11	18	13	7	13	12	16	18	143
44	8	12	15	10	17	18	12	8	10	18	15	15	158
45	16	3	9	11	8	10	14	11	8	10	19	11	130
46	14	11	8	1	14	12	9	7	6	12	17	14	125
47	16	22	16	10	11	13	7	9	2	7	14	10	137
48	19	11	4	8	17	15	15	11	9	15	14	10	148
49	6	3	9	7	14	16	14	12	8	4	24	9	126
50	12	10	9	17	7	8	10	8	14	13	18	24	150
1951	18	15	19	11	15	16	13	5	9	9	11	8	149
52	15	10	11	6	13	12	8	9	16	16	15	17	148
53	12	10	5	12	13	18	13	7	7	13	4	17	131
54	14	13	15	16	20	15	16	10	9	11	11	14	164
55	13	17	16	12	13	14	19	17	9	16	10	13	169
56	12	19	10	13	9	18	7	8	7	9	16	16	144
57	18	8	4	13	14	8	13	10	8	7	8	14	125
58	15	8	12	16	7	13	8	8	8	11	24	13	143
59	12	9	11	12	14	16	12	18	5	4	18	20	151
60	13	13	15	16	11	12	13	12	15	19	16	17	172
1961	13	8	5	14	20	14	13	4	2	9	16	8	126
62	11	9	22	14	12	15	12	4	13	6	24	11	153
63	24	17	9	11	13	13	6	15	13	7	10	16	154
64	6	4	16	13	14	13	6	9	7	23	10	15	136
65	15	9	16	19	18	15	13	11	13	1	18	16	164
66	14	8	12	14	13	14	15	16	7	15	18	15	161
67	9	8	15	14	12	16	7	9	15	7	10	13	135
68	9	13	8	5	12	12	11	15	13	3	14	13	128
69	17	18	13	13	11	9	9	20	7	5	13	20	155
70	15	17	18	18	15	10	8	11	10	9	9	13	153

Year	I	II	III	IV	V	VI	VII	VIII	IX	X	XI	XII	Sum
1971	15	8	17	10	13	18	8	10	10	4	15	10	138
72	18	17	13	19	18	13	17	10	9	9	8	7	158
73	14	10	6	17	7	15	13	7	11	8	8	8	124
74	14	10	8	11	18	18	8	9	13	22	11	10	152
75	5	7	17	10	16	16	14	15	9	10	11	7	137
76	8	9	8	14	9	12	9	14	13	15	15	20	146
77	16	12	8	10	13	8	13	13	10	6	16	12	137
78	15	15	18	14	25	12	11	10	11	8	4	14	157
79	15	16	18	11	6	10	13	12	8	10	14	15	148
80	14	8	17	12	18	17	13	11	8	11	13	16	158
1981	7	9	11	6	13	14	10	8	19	11	8	18	134
82	6	6	8	16	8	14	13	12	7	15	9	16	130
83	5	11	8	9	15	13	7	12	7	6	3	11	107
84	16	16	9	8	20	14	16	9	11	9	10	9	147
85	11	5	20	12	12	21	7	8	5	6	20	9	136
86	11	18	16	12	12	15	11	10	7	7	6	6	131
87	14	10	6	13	18	16	8	14	4	13	16	7	139
88	10	16	12	16	12	16	8	8	8	14	7	9	136
89	3	9	11	20	15	18	12	13	11	6	4	3	125
1990	7	7	6	16	9	20	9	6	16	12	14	16	138

Mean values

Period	I	II	III	IV	V	VI	VII	VIII	IX	X	XI	XII	Sum
1862-1870	8.9	7.4	13.1	8.8	8.7	12.3	10.9	9.4	6.7	9.6	11.0	9.1	115.9
1871-1880	10.6	9.1	8.5	13.3	15.0	12.1	10.2	10.5	9.9	11.4	13.4	10.7	134.7
1881-1890	9.3	7.4	11.9	13.0	11.4	15.4	10.0	10.3	10.1	13.9	10.2	10.5	133.4
1891-1900	13.8	9.9	10.6	12.3	16.5	14.2	12.5	9.9	10.0	11.9	12.4	12.2	146.2
1901-1910	8.4	11.2	12.8	13.4	15.3	14.8	12.5	9.7	11.7	13.5	12.2	14.6	150.1
1911-1920	13.5	8.3	12.0	14.3	12.9	14.1	13.4	11.4	12.1	13.8	12.8	13.2	151.8
1921-1930	11.3	9.9	11.7	14.4	15.6	13.2	9.7	9.9	11.4	11.8	15.3	14.7	148.9
1931-1940	14.0	9.9	11.3	12.5	16.1	14.5	11.0	12.0	10.9	15.6	13.7	15.4	156.9
1941-1950	12.9	11.8	9.6	11.4	12.8	13.7	12.2	9.3	8.9	11.2	16.9	13.1	143.8
1951-1960	14.2	12.2	11.8	12.7	12.9	14.2	12.2	10.4	9.3	11.5	13.3	14.9	149.6
1961-1970	13.3	11.1	13.4	13.5	14.0	13.1	10.0	11.4	10.0	8.5	14.2	14.0	146.5
1971-1980	13.4	11.2	13.0	12.8	14.3	13.9	11.9	11.1	10.2	10.3	11.5	11.9	145.5
1981-1990	9.0	10.7	10.7	12.8	13.4	16.1	10.1	10.0	9.5	9.9	9.7	10.4	132.3
1862-1890	9.6	8.0	11.1	11.8	11.8	13.3	10.3	10.1	9.0	11.7	11.6	10.1	128.4
1871-1900	11.2	8.8	10.3	12.9	14.3	13.9	10.9	10.2	10.0	12.4	12.0	11.1	138.1
1881-1910	10.5	9.5	11.8	12.9	14.4	14.8	11.7	10.0	10.6	13.1	11.6	12.4	143.2
1891-1920	11.9	9.8	11.8	13.3	14.9	14.4	12.8	10.3	11.3	13.1	12.5	13.3	149.4
1901-1930	11.1	9.8	12.2	14.0	14.6	14.0	11.9	10.3	11.7	13.0	13.4	14.2	150.3
1911-1940	12.9	9.4	11.7	13.7	14.9	13.9	11.4	11.1	11.5	13.7	13.9	14.4	152.5
1921-1950	12.7	10.5	10.9	12.8	14.8	13.8	11.0	10.4	10.4	12.9	15.3	14.4	149.9
1931-1960	13.7	11.3	10.9	12.2	13.9	14.1	11.8	10.6	9.7	12.8	14.6	14.5	150.1
1941-1970	13.5	11.7	11.6	12.5	13.2	13.7	11.5	10.4	9.4	10.4	14.8	14.0	146.6
1951-1980	13.6	11.5	12.7	13.0	13.7	13.7	11.4	11.0	9.8	10.1	13.0	13.6	147.2
1961-1990	11.9	11.0	12.4	13.0	13.9	14.4	10.7	10.8	9.9	9.6	11.8	12.1	141.4
1862-1990	11.8	10.0	11.6	12.7	13.8	14.0	11.3	10.4	10.1	11.8	12.8	12.7	142.9

RAINFALL

Number of days with the amount 1.0 mm or more

Year	I	II	III	IV	V	VI	VII	VIII	IX	X	XI	XII	Sum
1862	8	4	7	9	10	10	7	7	7	7	13	3	92
63	6	2	11	4	5	6	6	4	4	6	11	4	69
64	2	11	12	8	10	14	12	6	9	6	11	5	106
65	8	6	13	1	3	11	6	4	2	12	4	2	72
66	3	11	20	8	10	7	13	6	6	3	10	3	100
67	14	5	8	7	6	9	6	5	5	8	6	10	89
68	8	1	9	11	4	8	12	9	9	10	8	8	97
69	5	2	13	10	9	12	6	8	6	12	9	16	108
70	7	7	10	3	8	11	6	18	4	10	14	14	112
1871	12	1	7	8	18	13	6	10	7	13	19	3	117
72	8	9	11	10	8	13	8	9	8	13	10	9	116
73	13	11	6	11	11	6	6	5	12	6	10	3	100
74	5	5	3	12	19	10	6	12	4	6	9	19	110
75	5	8	5	6	6	9	9	10	8	19	13	6	104
76	10	8	10	10	15	12	11	8	6	8	10	12	120
77	8	7	8	16	10	5	6	2	11	7	8	8	96
78	9	1	5	8	6	7	14	7	8	13	16	8	102
79	8	17	9	15	9	6	5	7	9	3	7	7	102
80	4	8	3	5	13	11	8	17	8	9	10	6	102
1881	18	4	8	10	8	15	6	8	10	20	4	5	116
82	2	3	7	8	9	13	10	15	14	14	8	8	111
83	3	3	11	10	8	14	10	7	11	9	13	6	105
84	2	3	9	12	3	20	6	8	6	12	4	16	101
85	6	6	9	6	11	6	6	11	7	14	6	8	96
86	15	5	6	11	3	20	6	11	3	9	6	11	106
87	6	6	8	5	12	7	5	5	8	13	14	13	102
88	6	7	10	9	10	7	13	9	4	9	6	4	94
89	5	8	8	16	9	11	11	7	16	15	7	5	118
90	2	2	9	12	11	12	8	5	7	9	15	7	99
1891	12		11	13	10	7	11	8	6	2	9	4	93
92	10	8	8	9	15	14	9	4	6	11	3	7	104
93	12	7	4	2	8	16	13	3	7	8	14	5	99
94	6	2	3	9	13	9	6	9	6	8	5	9	85
95	11	14	9	12	7	12	9	5	4	15	4	11	113
96	4	3	6	8	10	11	11	15	10	11	10	11	110
97	10	5	7	6	16	11	11	7	10	6	2	5	96
98	3	13	8	8	12	9	14	5	7	9	9	2	99
99	4	4	6	11	16	12	11	8	14	6	3	9	104
1900	15	7	11	13	16	11	6	13	5	12	14	5	128
1901	6	6	12	6	10	10	9	8	10	10	3	12	102
02	5	16	8	8	11	19	10	6	8	14	6	6	117
03	4	4	5	11	13	10	12	7	7	8	12	16	109
04	7	10	11	11	11	11	7	8	9	11	9	6	111
05	6	9	13	15	11	13	6	6	9	17	14	2	121
06	5	8	13	8	11	11	12	8	9	9	9	14	117
07	7	6	3	14	10	6	13	5	3	10	4	12	93
08	4	10	9	12	5	6	10	11	6	4	8	10	95
09	5	5	14	5	11	13	10	8	8	6	8	16	109
10	11	10	6	10	13	16	12	7	10	8	15	7	125

Year	I	II	III	IV	V	VI	VII	VIII	IX	X	XI	XII	Sum
1911	5	2	8	10	10	10	7	5	7	8	6	13	91
12	11	7	15	12	8	11	5	8	13	7	9	6	112
13	8	4	5	7	5	6	17	12	10	4	6	7	91
14	4	3	10	7	16	11	14	6	7	6	5	11	100
15	16	10	9	8	8	11	11	14	7	16	9	6	125
16	2	8	12	12	5	7	6	7	14	10	9	16	108
17	16	5	13	11	5	4	8	9	5	13	9	13	111
18	6	3	4	10	7	13	10	9	9	19	8	9	107
19	11	6	12	13	10	10	17	8	7	11	17	4	126
1920	7	2	5	7	7	15	8	10	6	7	3	18	95
1921	3	6	2	9	9	14	5	6	3	2	15	6	80
22	8	6	12	14	7	5	6	3	13	20	7	4	105
23	9	10	9	12	7	14	6	5	6	6	16	11	111
24	6	9	10	13	14	10	11	12	7	5		5	102
25	6	10	7	12	11	13	5	10	15	6	13	8	116
26	7	6	6	8	11	13	16	8	7	8	10	11	111
27	9	4	9	4	13	8	5	7	6	6	8	11	90
28	3	4	14	9	17	8	3	8	15	6	7	7	101
29	11	7	2	12	16	9	4	7	2	9	17	10	106
30	9	9	7	12	13	6	11	9	9	11	6	12	114
1931	9	10	9	9	6	11	5	8	12	8	11	2	100
32	4	4	11	11	13	10	7	3	4	14	7	10	98
33	15	8	4	6	13	12	8	6	10	13	12	14	121
34	10	2	10	7	13	13	11	10	5	7	7	8	103
35	6	7	5	7	9	7	12	9	6	11	8	11	98
36	12	11	7	9	14	12	10	6	6	14	5	7	113
37	10	8	18	17	8	10	14	12	10	7	13	13	140
38	6	2	5	9	12	6	4	18	8	12	5	8	95
39	6	3	3	3	15	11	6	5	10	18	9	7	96
40	12	11	7	7	16	14	10	11	6	13	15	4	126
1941	9	15	9	11	8	9	8	9	5	9	13	5	110
42	6	16	7	10	9	12	7	5	7	4	6	11	100
43	6	4	3	8	8	12	10	5	12	5	10	12	95
44	5	6	9	6	10	12	9	4	5	16	14	14	110
45	11	1	7	7	7	5	9	8	8	5	14	9	91
46	6	8	3	1	11	11	5	5	4	9	15	8	86
47	7	20	11	6	11	9	5	5	1	4	8	9	96
48	18	9	2	4	12	10	14	11	5	12	9	3	109
49	3	2	5	4	11	13	9	10	4	2	18	5	86
50	5	9	5	14	3	6	7	4	12	12	11	17	105
1951	12	9	15	8	14	14	13	4	9	7	9	7	121
52	10	9	3	3	9	6	5	7	11	10	11	16	100
53	7	6	1	8	9	13	9	5	6	6	2	10	82
54	6	8	9	10	14	9	13	8	7	8	6	9	107
55	6	13	10	8	9	12	16	14	6	13	5	5	117
56	6	11	7	11	5	14	5	6	3	6	9	10	93
57	7	8	1	10	9	4	11	9	5	5	4	8	81
58	8	4	8	7	5	10	6	7	4	9	11	8	87
59	11	2	9	10	12	14	11	15	5	4	11	16	120
60	9	8	12	10	9	6	12	7	10	13	14	10	120
1961	7	2	3	11	13	9	12	3	1	9	10	5	85
62	8	8	17	13	10	10	11	2	7	4	20	6	116
63	13	8	7	9	9	11	6	11	10	6	8	10	108
64	2	4	12	9	11	8	5	8	4	16	5	13	97
65	12	3	9	13	10	10	11	7	7		13	13	108
66	8	6	8	8	12	10	13	11	5	8	12	11	112
67	7	7	11	10	8	14	6	7	11	4	7	10	102
68	4	5	5	3	8	11	8	12	10	3	10	8	87
69	11	12	9	8	7	9	7	13	4	4	10	16	110
70	11	8	14	12	10	5	5	9	4	6	8	10	102

Year	I	II	III	IV	V	VI	VII	VIII	IX	X	XI	XII	Sum
1971	8	4	9	8	11	15	3	9	5	2	7	3	84
72	10	9	9	13	16	9	15	10	7	5	6	3	112
73	6	7	5	13	3	7	9	6	10	5	5	6	82
74	7	8	4	7	13	10	6	9	10	16	7	4	101
75	3	4	10	6	9	12	10	13	5	7	7	2	88
76	7	4	5	10	7	9	6	8	10	10	10	12	98
77	11	8	6	7	6	5	11	10	8	4	9	10	95
78	7	8	10	9	18	10	9	8	7	5	2	12	105
79	10	11	10	8	3	8	12	11	6	9	10	14	112
80	10	6	12	9	11	12	9	10	8	9	13	11	120
1981	5	8	8	4	11	10	5	6	14	7	7	12	97
82	2	1	8	6	6	12	7	10	6	15	5	15	93
83	4	11	7	4	12	10	5	9	7	5	2	9	85
84	14	11	4	6	13	12	12	3	9	8	6	5	103
85	6	5	15	8	11	17	5	6	5	2	14	6	100
86	9	15	12	8	8	14	9	8	7	4	3	4	101
87	9	9	6	9	12	12	6	9	3	10	12	6	103
88	8	11	6	13	6	11	6	5	7	9	4	4	90
89	1	6	8	11	14	13	7	11	9	2	3	3	88
1990	3	5	5	12	3	15	6	4	10	8	10	10	91

Mean values (mm)

Period	I	II	III	IV	V	VI	VII	VIII	IX	X	XI	XII	Sum
1862-1870	6.8	5.4	11.4	6.8	7.2	9.8	8.2	7.4	5.8	8.2	9.6	7.2	93.9
1871-1880	8.2	7.5	6.7	10.1	11.5	9.2	7.9	8.7	8.1	9.7	11.2	8.1	106.9
1881-1890	6.5	4.7	8.5	9.9	8.4	12.5	8.1	8.6	8.6	12.4	8.3	8.3	104.8
1891-1900	8.7	6.3	7.3	9.1	12.3	11.2	10.1	7.7	7.5	8.8	7.3	6.8	103.1
1901-1910	6.0	8.4	9.4	10.0	10.6	11.5	10.1	7.4	7.9	9.7	8.8	10.1	109.9
1911-1920	8.6	5.0	9.3	9.7	8.1	9.8	10.3	8.8	8.5	10.1	8.1	10.3	106.6
1921-1930	7.1	7.1	7.8	10.5	11.8	10.0	7.2	7.5	8.3	7.9	9.9	8.5	103.6
1931-1940	9.0	6.6	7.9	8.5	11.9	10.6	8.7	8.8	7.7	11.7	9.2	8.4	109.0
1941-1950	7.6	9.0	6.1	7.1	9.0	9.9	8.3	6.6	6.3	7.8	11.8	9.3	98.8
1951-1960	8.2	7.8	7.5	8.5	9.5	10.2	10.1	8.2	6.6	8.1	8.2	9.9	102.8
1961-1970	8.3	6.3	9.5	9.6	9.8	9.7	8.4	8.3	6.3	6.0	10.3	10.2	102.7
1971-1980	7.9	6.9	8.0	9.0	9.7	9.7	9.0	9.4	7.6	7.2	7.6	7.7	99.7
1981-1990	6.1	8.2	7.9	8.1	9.6	12.6	6.8	7.1	7.7	7.0	6.6	7.4	95.1
1862-1890	7.2	5.9	8.8	9.0	9.1	10.5	8.1	8.3	7.6	10.2	9.7	7.9	102.1
1871-1900	7.8	6.2	7.5	9.7	10.7	11.0	8.7	8.3	8.1	10.3	8.9	7.7	104.9
1881-1910	7.1	6.5	8.4	9.7	10.4	11.7	9.4	7.9	8.0	10.3	8.1	8.4	105.9
1891-1920	7.8	6.6	8.7	9.6	10.3	10.8	10.2	8.0	8.0	9.5	8.1	9.1	106.5
1901-1930	7.2	6.8	8.8	10.1	10.2	10.4	9.2	7.9	8.2	9.2	8.9	9.6	106.7
1911-1940	8.2	6.2	8.3	9.6	10.6	10.1	8.7	8.4	8.2	9.9	9.1	9.1	106.4
1921-1950	7.9	7.6	7.3	8.7	10.9	10.2	8.1	7.6	7.4	9.1	10.3	8.7	103.8
1931-1960	8.3	7.8	7.2	8.0	10.1	10.2	9.0	7.9	6.9	9.2	9.7	9.2	103.5
1941-1970	8.0	7.7	7.7	8.4	9.4	9.9	8.9	7.7	6.4	7.3	10.1	9.8	101.4
1951-1980	8.1	7.0	8.3	9.0	9.7	9.9	9.2	8.6	6.8	7.1	8.7	9.3	101.7
1961-1990	7.4	7.1	8.5	8.9	9.7	10.7	8.1	8.3	7.2	6.7	8.2	8.4	99.2
1862-1990	7.6	6.9	8.2	9.0	10.0	10.5	8.7	8.0	7.5	8.8	9.0	8.6	102.9

RAINFALL

Number of days with amount 10.0 mm or more

Year	I	II	III	IV	V	VI	VII	VIII	IX	X	XI	XII	Sum
1862	2		3	3	3		1	3	3	3	4	2	27
63			4	1	3	3	1	3	4	2	2		23
64	1	3	1	1	3	5	4	2	6		6	1	33
65	5	1	5		1	4	3	1		5	2		27
66	2	4	4	3	2	1	4	3	5	2	5	1	36
67	5	2	3	1	3	3	2	2	2	3	1	4	31
68	1		3	3	2	3	3	1	1	2	2	4	25
69		2	2	3	4	2	2	2	2	7	3	4	33
70	1	1	2	3	3	6	2	8	1	5	3	4	39
1871			2	1	5	7	2	1	3	3	6	1	31
72	3	1	2	3	1	3	1	3	5	3	5	1	31
73	1	5	2	4	5	3	3	2	2	1	1		29
74		2	1	2	6	4	4	5	1	2	1	10	38
75		2		1	2	3	3	3	1	5	6	2	28
76	1	6	4	4	6	5	5	3	4	2	3	2	45
77	1	2		4	2	2	2		3	1	2	4	23
78	3		2	1	3	4	8	4	4	6	4	2	41
79	2	4	1	4	6	1	2	3	2	3	4	1	33
80	1	2		1	6	4	3	6	3	4	6	1	37
1881	2	1	3	5	1	2	1	2	2	9		1	29
82		1	3		1	4	3	4	7	4	4	4	35
83		1	1		2	4	1	1	4	3	4	1	22
84		1	1	4	1	3	4	6	2	5	1	4	32
85		2	1	3	3	3		6	2	3		2	25
86	3	1	2	2	1	6	2	4	2	1	3	4	31
87		1	3	1	4	2	1	1	3	2	6	2	26
88			3	1	6	5	2	3	2	4	1		27
89	1	3	3	3	3	3	3	1	4	2	3		29
90				4	3	3	3	2	2	3	1	1	22
1891	2		1	3	3	1	4	2	1		1	2	20
92	3	1	2	3	3	7	3	3	3	2		2	32
93	2	1	2			10	5		2	3	6		31
94		1		2	4	3	3	3	2	4	3	3	28
95	3	3	3	4	2	4	1	3	1	9	1	4	38
96				1	2	1	3	6	3	3	3	2	24
97	3	1	2	1	3	5	2	4	6	4	1	2	34
98				1	3	3	5	1	2	4	4		23
99	1		3	2	5	3	3	4	7	3		3	34
1900	2		2	4	2	4	2	4		3	3	3	29
1901	1	2	3	2		3	1	3	7	2	1	2	27
02		2	3	1	4	3	5	1	1	6	2	1	29
03	1	1	1	7	2	2	2	2	2	3	4	5	32
04	2	2	1	1	3	4		6	3	2	1	2	27
05			3		5	5	3	3	5	8	7	1	40
06	2	2	1		2	1	6	2	3	1	5	6	31
07	1	1		5	2	1	3	1	1	5		3	23
08	1	1	3	7	1	2	1	7	2	1	2	2	30
09	2		1	2	2	2	4	4	3	2	2	5	29
10	3	1			2	7	4	2	6	4	8	1	38

Year	I	II	III	IV	V	VI	VII	VIII	IX	X	XI	XII	Sum
1911	1				5	5	3		3	4	2		23
12		4	4	2	2	5	4	2	7	3	5	3	41
13		1	2	2	2	1	4	2	3	1	3	3	24
14	2		2	2	4	1	7	1	4		2	2	27
15	4	1	2	3	2	4	5	5	2	8	2	2	40
16		2	2	2	1		1	1	6	3	3	5	26
17	3	3	4	1	1	2	3	3	1	6	5	2	34
18			1		2	4	1	3	4	4	1	4	24
19	3		1	6		4	6	2	3	4	7		36
20	1	1		2	2	5	3		2			1	17
1921		1		1	4	4		1		2	3		16
22	1	2	2	5	3	3	2	1	7	5	1	1	33
23	2	2	2	4	1	7	1	2		2	8	2	33
24	1	3	1	3	6	5	4	5	1	1		2	32
25	1	3	2	2	2	4	1	4	8	2	5	1	35
26	1		1	2	2	3	8	5	4	5	2	1	34
27	2		2	1	3	2	1	2	3	1	1		18
28			2	1	7	3	1	3	9	4	2	1	33
29	2	3		2	2	5	2	3	2	3	3	1	28
30	5	2	3	2	1		1	2	7	5	1	4	33
1931		2	4	3	1	1	1	3	1	2	3	1	22
32	2		4	1	3	2	1		1	6	2	1	23
33				4	6	4	2	3	4	4	6	5	38
34	3		1		4	4	5	3	2	2	4	2	30
35	1	1	1	4	1		2	2	2	7	4	4	29
36	1	2		2	3	4	2	2	3	4		1	24
37	4	4	4	6	1	4	5	5	5	3	5	4	50
38	1	1	2	2	1	3	3	6	1	2		3	25
39	2		1		5	4	2	1	1	8	2		26
40	3	2		2	3	2	1	4	5	4	6	3	35
1941	1	2	3	2	1	4	2	4	1	4	5	2	31
42	1	3	1	2	3	2	3	1		2		2	20
43	2	2		2	3	4	2	2	5		3	3	28
44		3	1	1	2	4	2	1	4	9	7	3	37
45	2		1	3	1	2	4	5	3	2	2	1	26
46	1	1			2	2	2	1		4	5	3	21
47		7	2		3	3	1	1		2	1	2	22
48	5			2	3	5	7	2	2	2	2	1	31
49	1			1	2	2	2	4			5	1	18
50	2	3	1	1	1	1	1	2	3	5	6	3	29
1951	4	1	2	1	1	4	6		6		2	2	29
52	4	1	1					2	4	5	2	6	25
53	1	1		1	5	4	2	4	4	1	1		24
54			3	3	6	5	2	3	5	1	2	2	32
55	1	4	3		4	5	3	6	3	6	3	2	40
56	2	1		4	4	5	1	4		2	4	1	28
57		3	1	3	5		4	2	2	3			23
58	2	3	1	2	3	3	1	2	3	1	1	3	25
59	3		1	1	4	6	5	6	2	1		7	36
60	2	2	1	3	2	2	6	3	5	5	3	4	38
1961	1	1	1	4	4	4	5	1	1	4	2	3	31
62	3	2	2	8	4	4	4		4		9	2	42
63	3	2	2	1	2	3	2	7	5	2	4	4	37
64			2	4	3	5	4	4	4	6	2	3	37
65	3	1	2	3	5	3	5	3	3		5	5	38
66	2	2	2	1	3	5	6	4	1	3	5	1	35
67	2		2	3	1	4	2		5	1	1	3	24
68	1				1	4	3	3	4		5	2	23
69	1	3	3	1	2	7	1	7	3	1	3	1	33
70	2	3	4	5	3	3	3	6	1	3	2	1	36

Year	I	II	III	IV	V	VI	VII	VIII	IX	X	XI	XII	Sum
1971	1		1	2	1	1	1	4	2		4	1	18
72	2	1	1	7	6	2	11	3	4		4	1	42
73	1	1		3	1	3	3	1	3		2	1	19
74	1	1	1	1	6	4	3	3	6	7	1	1	35
75			1	1	2	3	6	3		4	3	1	24
76	1	1	1	4	2	2	4	1	5	4	3	6	34
77	2	3	2	4		2	4	2	4	2	5	1	31
78	2	1	2	1	3	1	4	2	3	2	1	1	23
79	5	2	4	2	2	5	4	4	2	3	3	3	35
80	1		2	3	3	1	2	3	3	6	7	3	34
1981	1	3	3		4	6	1	1	4	2	2	4	31
82	1		2	1	2	5	2	4	2	7	1	4	31
83	1	4	4	1	2	4	1	2	3	2	1	1	26
84	8	2	1	2	4	2	7	1	7	2	2	1	39
85	1	2	3	2	5	6		4	1		3	2	29
86	2	2	3	3	2	5	3	3	2	3			28
87	4	2	2	1	4	2	2	2	1	1	4	1	26
88	1	3	3		1	4	2	4	2	4	1	1	26
89			2	1	3	3	1	7	2	1	1	2	23
1990	1	1	2	1		2	2	1	4	4	4	1	23

Mean values (mm)

Period	I	II	III	IV	V	VI	VII	VIII	IX	X	XI	XII	Sum
1862-1870	1.9	1.4	3.0	2.0	2.7	3.0	2.4	2.8	2.7	3.2	3.1	2.2	30.4
1871-1880	1.2	2.4	1.4	2.5	4.2	3.6	3.3	3.0	2.8	3.0	3.8	2.4	33.6
1881-1890	0.6	1.1	2.0	2.3	2.5	3.5	2.0	3.0	3.0	3.6	2.3	1.9	27.8
1891-1900	1.6	0.7	1.5	2.1	2.7	4.1	3.1	3.0	2.7	3.5	2.2	2.1	29.3
1901-1910	1.3	1.2	1.6	2.5	2.3	3.0	2.9	3.1	3.3	3.4	3.2	2.8	30.6
1911-1920	1.4	1.2	1.8	2.0	2.1	3.1	3.7	1.9	3.5	3.3	3.0	2.2	29.2
1921-1930	1.5	1.6	1.5	2.3	3.1	3.6	2.1	2.8	4.1	3.0	2.6	1.3	29.5
1931-1940	1.7	1.2	1.7	2.4	2.8	2.8	2.4	2.9	2.5	4.2	3.2	2.4	30.2
1941-1950	1.5	2.1	0.9	1.4	2.1	2.9	2.6	2.3	1.8	3.0	3.6	2.1	26.3
1951-1960	1.9	1.6	1.3	1.8	3.4	3.4	3.0	3.2	3.4	2.5	1.8	2.7	30.0
1961-1970	1.8	1.4	2.0	3.0	2.8	4.2	3.5	3.5	3.1	2.0	3.8	2.5	33.6
1971-1980	1.6	1.0	1.5	2.8	2.4	2.1	4.3	2.6	3.2	2.8	3.3	1.9	29.5
1981-1990	2.0	1.9	2.5	1.2	2.7	3.9	2.1	2.9	2.8	2.6	1.9	1.7	28.2
1862-1890	1.2	1.7	2.1	2.3	3.1	3.4	2.6	2.9	2.8	3.3	3.1	2.2	30.6
1871-1900	1.1	1.4	1.6	2.3	3.1	3.7	2.8	3.0	2.8	3.4	2.8	2.1	30.2
1881-1910	1.2	1.0	1.7	2.3	2.5	3.5	2.7	3.0	3.0	3.5	2.6	2.3	29.2
1891-1920	1.4	1.0	1.6	2.2	2.4	3.4	3.2	2.7	3.2	3.4	2.8	2.4	29.7
1901-1930	1.4	1.3	1.6	2.3	2.5	3.2	2.9	2.6	3.6	3.2	2.9	2.1	29.8
1911-1940	1.5	1.3	1.7	2.2	2.7	3.2	2.7	2.5	3.4	3.5	2.9	2.0	29.6
1921-1950	1.6	1.6	1.4	2.0	2.7	3.1	2.4	2.7	2.8	3.4	3.1	1.9	28.7
1931-1960	1.7	1.6	1.3	1.9	2.8	3.0	2.7	2.8	2.6	3.2	2.9	2.4	28.8
1941-1970	1.7	1.7	1.4	2.1	2.8	3.5	3.0	3.0	2.8	2.5	3.1	2.4	30.0
1951-1980	1.8	1.3	1.6	2.5	2.9	3.2	3.6	3.1	3.2	2.4	3.0	2.4	31.0
1961-1990	1.8	1.4	2.0	2.3	2.6	3.4	3.3	3.0	3.0	2.5	3.0	2.0	30.4
1862-1990	1.5	1.4	1.7	2.2	2.8	3.3	2.9	2.8	3.0	3.1	2.9	2.2	29.9

ZAGREB-GRIČ

TABLE 71

RAINFALL

Daily mean intensity (mm per day with the amount 0.1 mm or more)

Period	I	II	III	IV	V	VI	VII	VIII	IX	X	XI	XII	Year
1862-1870	6.6	5.8	6.1	7.2	7.7	7.8	7.8	9.4	11.6	8.6	7.6	7.4	7.7
1871-1880	4.4	6.6	5.3	5.3	7.5	7.9	8.5	8.7	8.7	10.1	7.2	5.9	7.2
1881-1890	4.1	4.6	5.1	6.0	6.1	6.8	6.6	7.8	7.7	8.5	6.9	5.5	6.4
1891-1900	3.8	3.7	4.9	5.4	5.5	7.9	7.0	9.3	7.3	8.2	4.8	4.4	6.0
1901-1910	5.2	4.0	4.1	5.6	4.6	5.9	6.4	8.7	7.6	7.0	6.9	5.4	5.9
1911-1920	4.0	4.2	5.7	4.8	5.7	6.7	7.8	5.8	8.8	7.5	5.5	5.4	6.0
1921-1930	3.7	5.2	4.5	5.3	6.1	7.0	6.9	8.6	8.9	8.6	5.6	3.5	6.1
1931-1940	3.9	4.7	4.9	5.1	6.1	6.1	6.7	7.2	6.7	7.9	6.1	4.1	5.8
1941-1950	3.9	5.6	3.4	4.7	5.5	6.1	5.7	6.2	5.8	6.1	6.9	4.7	5.4
1951-1960	4.4	4.1	4.4	4.7	7.0	8.0	7.7	7.4	9.4	6.2	5.0	5.2	6.0
1961-1970	4.2	4.0	4.4	5.7	6.5	8.1	9.8	9.0	7.9	6.7	7.4	5.4	6.5
1971-1980	3.8	3.6	4.0	5.7	5.2	6.0	8.7	7.7	7.8	7.9	7.6	4.5	5.9
1981-1990	5.8	5.1	5.9	3.4	6.3	7.1	6.0	8.7	9.1	7.2	6.4	5.7	6.3
1862-1890	5.0	5.8	5.6	6.0	7.0	7.4	7.7	8.5	9.0	9.1	7.2	6.2	7.0
1871-1900	4.1	5.0	5.1	5.5	6.4	7.5	7.3	8.6	7.9	8.9	6.2	5.2	6.5
1881-1910	4.3	4.1	4.7	5.7	5.3	6.9	6.7	8.5	7.5	7.9	6.1	5.2	6.1
1891-1920	4.2	4.0	4.9	5.3	5.2	6.8	7.0	7.9	7.9	7.6	5.8	5.1	6.0
1901-1930	4.2	4.5	4.8	5.2	5.4	6.6	7.1	7.6	8.5	7.7	6.0	4.8	6.0
1911-1940	3.9	4.7	5.0	5.0	6.0	6.6	7.2	7.1	8.1	8.0	5.8	4.3	6.0
1921-1950	3.9	5.2	4.3	5.0	5.9	6.4	6.4	7.3	7.2	7.6	6.2	4.1	5.8
1931-1960	4.1	4.8	4.3	4.8	6.2	6.7	6.7	7.0	7.2	6.9	6.1	4.6	5.8
1941-1970	4.2	4.5	4.1	5.1	6.4	7.4	7.6	7.6	7.7	6.2	6.5	5.1	6.0
1951-1980	4.2	3.9	4.3	5.4	6.2	7.3	8.6	8.0	8.4	6.8	6.6	5.0	6.1
1961-1990	4.5	4.3	4.7	5.0	6.0	7.0	8.1	8.4	8.2	7.3	7.2	5.1	6.2
1862-1990	4.3	4.7	4.8	5.3	6.1	7.0	7.3	8.0	8.1	7.7	6.4	5.0	6.2

ZAGREB-GRIČ

TABLE 72a

RAINFALL

Diurnal variation of mean intensity for the period 1931-1960 (mm per hour with rainfall)

Hour	I	II	III	IV	V	VI	VII	VIII	IX	X	XI	XII
0- 1	0.81	0.76	0.88	0.89	1.25	1.26	0.98	1.14	1.35	0.78	0.87	0.56
1- 2	0.72	0.81	0.74	0.79	1.31	1.08	1.21	1.00	1.43	1.14	0.82	0.77
2- 3	0.62	0.71	0.74	0.85	0.98	1.26	1.34	1.40	1.28	1.21	0.91	0.73
3- 4	0.70	0.73	0.68	0.78	0.98	1.45	1.85	1.58	1.26	0.73	0.93	0.71
4- 5	0.87	0.65	0.69	0.82	0.85	1.30	1.49	1.05	1.27	0.98	0.75	0.60
5- 6	0.66	0.54	0.70	0.82	0.81	1.16	1.26	1.31	1.25	0.95	0.70	0.58
6- 7	0.58	0.46	0.58	0.59	0.73	0.81	1.27	1.42	0.84	0.89	0.62	0.77
7- 8	0.64	0.60	0.54	0.78	0.93	1.00	1.58	1.15	0.97	1.04	0.85	0.66
8- 9	0.58	0.74	0.54	0.86	0.84	1.26	1.06	1.60	1.37	1.04	0.77	0.63
9-10	0.60	0.74	0.67	0.74	0.93	1.91	1.57	1.43	1.08	1.08	0.74	0.65
10-11	0.52	0.64	0.70	0.80	0.99	1.69	1.10	1.20	0.89	0.87	0.79	0.64
11-12	0.62	0.73	0.67	0.86	1.17	1.39	2.00	1.78	0.82	0.98	0.83	0.62
12-13	0.62	0.71	0.61	0.81	1.00	1.43	1.26	1.85	1.21	0.82	0.75	0.56
13-14	0.66	0.75	0.65	0.86	1.45	2.12	1.67	2.06	1.09	1.39	0.78	0.64
14-15	0.64	0.68	0.63	0.88	1.26	1.80	2.45	1.54	1.16	1.18	0.96	0.73
15-16	0.64	0.68	0.75	0.95	1.12	2.02	1.79	2.44	0.99	1.28	0.86	0.76
16-17	0.51	0.70	0.77	0.97	1.43	1.48	2.14	2.41	1.25	1.11	0.75	0.73
17-18	0.59	0.67	0.58	0.93	1.17	2.43	1.58	1.63	1.47	1.09	0.91	0.75
18-19	0.63	0.87	0.61	0.96	0.98	1.46	1.60	1.49	1.63	0.88	1.00	0.81
19-20	0.69	0.76	0.95	0.68	1.20	1.13	1.56	1.28	1.12	0.97	0.88	0.71
20-21	0.63	0.69	0.72	1.15	1.49	1.20	1.81	1.77	1.03	1.13	0.92	0.81
21-22	0.62	0.74	0.72	1.06	1.36	1.18	1.77	1.25	1.75	1.16	0.92	0.74
22-23	0.75	0.70	0.86	0.92	1.43	1.46	1.37	1.71	1.81	0.90	1.14	0.68
23-24	0.81	0.76	0.83	0.81	1.39	1.59	1.60	1.38	1.45	0.85	0.91	0.66

ZAGREB-GRİĆ

TABLE 72b

RAINFALL

Annual variation of daily mean intensity for the period 1862-1990
(mm per day with the amount 0.1 mm or more)

Day	I	II	III	IV	V	VI	VII	VIII	IX	X	XI	XII
1	3.6	3.2	4.4	5.3	5.8	6.1	9.0	7.1	6.2	7.0	6.0	4.8
2	4.3	4.2	5.3	3.5	5.7	6.1	5.9	9.3	5.7	10.3	8.0	5.5
3	4.9	4.5	3.9	4.3	5.6	5.8	7.6	5.2	5.1	10.2	4.7	4.9
4	4.2	4.6	6.8	5.7	6.0	5.5	8.2	7.9	6.8	10.6	6.6	5.9
5	3.5	4.2	3.3	3.7	6.0	8.0	7.8	7.4	10.4	9.6	6.8	6.2
6	3.4	4.3	3.7	5.7	7.7	7.4	8.1	6.6	5.4	8.0	6.3	3.6
7	3.7	5.3	5.9	6.1	5.7	6.6	5.4	6.9	6.7	7.2	6.7	6.1
8	4.0	4.3	5.3	5.6	7.3	5.0	8.3	9.3	8.8	7.4	4.9	4.9
9	5.9	4.2	4.8	5.5	6.2	6.4	8.3	13.2	10.6	6.0	6.3	4.6
10	4.4	5.5	4.7	5.6	4.9	5.9	5.8	7.4	6.5	9.0	6.1	5.2
11	3.8	5.8	5.0	5.0	8.0	7.5	7.7	8.6	13.2	5.1	7.7	4.6
12	4.9	6.3	5.9	4.1	4.8	8.1	7.1	5.8	7.4	8.5	8.6	5.0
13	5.4	5.9	5.1	5.1	4.9	5.7	7.3	6.1	9.1	8.2	6.2	6.5
14	3.6	3.6	3.1	6.5	6.5	6.6	7.7	6.6	8.5	9.9	8.5	5.6
15	5.3	4.3	3.9	5.8	8.1	8.4	6.2	6.7	8.4	9.5	7.1	4.0
16	4.1	3.5	2.9	3.3	8.3	7.4	10.6	9.0	6.3	9.4	10.0	4.0
17	4.4	4.5	4.1	5.3	5.5	8.4	7.1	7.6	7.6	7.2	7.2	4.2
18	3.9	5.5	5.3	5.2	5.9	7.0	6.5	6.8	7.9	9.1	5.8	5.8
19	4.0	5.8	4.9	5.8	4.0	9.6	5.8	9.1	6.4	6.7	6.6	5.2
20	4.3	4.9	4.9	6.4	5.0	4.9	10.5	5.5	10.7	4.9	7.3	6.1
21	3.5	4.2	4.6	5.7	6.6	6.3	7.6	6.9	9.1	7.8	3.6	5.9
22	5.3	3.5	3.4	5.4	6.0	5.4	6.6	10.2	8.9	7.4	4.2	4.0
23	4.9	4.6	6.6	5.3	6.1	6.3	6.1	11.4	8.2	6.3	6.7	5.5
24	4.1	5.4	4.3	4.8	5.5	9.5	7.5	6.4	7.6	9.0	4.7	3.3
25	6.2	5.2	5.7	5.5	5.3	6.6	8.5	8.4	7.0	7.7	5.8	5.4
26	4.4	4.0	5.8	5.8	5.6	6.3	6.6	9.7	8.7	7.4	5.9	5.3
27	4.3	3.5	6.9	4.9	7.0	7.7	5.6	6.8	6.8	7.2	6.9	3.6
28	3.6	5.1	5.8	5.5	4.6	7.3	9.2	10.5	10.8	7.7	6.4	5.9
29	3.9		4.4	5.2	6.4	6.4	5.7	6.6	10.5	6.2	5.1	5.4
30	5.4		5.5	4.9	5.4	10.1	5.6	9.5	8.3	6.0	5.4	4.9
31	3.8		3.5		7.3		6.9	9.0		6.0		4.1

ZAGREB-GRİČ

TABLE 73a

RAINFALL

Diurnal variation of the rainfall probability (%) for the period 1931-1960
(number of hours with rainfall/total number of hours)

Hour	I	II	III	IV	V	VI	VII	VIII	IX	X	XI	XII
0- 1	11	12	10	9	9	10	7	7	7	10	15	13
1- 2	13	11	10	10	10	11	7	6	8	11	14	12
2- 3	13	13	11	10	10	10	7	6	8	11	14	11
3- 4	13	13	10	9	10	9	6	6	8	15	15	13
4- 5	12	13	10	9	11	11	6	7	7	12	16	14
5- 6	14	12	9	11	12	11	7	8	8	13	15	15
6- 7	15	13	10	11	12	10	7	8	8	15	17	17
7- 8	12	11	9	11	10	9	7	7	8	13	15	13
8- 9	11	11	8	10	10	8	8	7	8	13	14	12
9-10	12	12	9	10	10	8	7	6	8	12	16	14
10-11	12	12	9	9	9	8	6	6	7	11	14	14
11-12	12	10	7	10	8	8	5	5	7	11	14	14
12-13	12	11	8	10	9	9	5	7	8	11	14	15
13-14	10	9	8	10	9	10	6	6	7	11	13	14
14-15	10	10	8	10	10	11	6	5	7	10	14	13
15-16	10	10	8	10	9	10	8	6	9	10	14	12
16-17	9	11	7	9	11	11	5	6	7	12	15	14
17-18	9	12	8	9	9	9	7	6	8	13	13	14
18-19	10	12	9	9	12	9	8	7	9	12	13	15
19-20	8	12	9	10	11	11	7	6	8	12	14	13
20-21	8	13	9	9	11	9	7	6	8	11	13	12
21-22	9	12	10	9	12	11	7	6	8	11	14	13
22-23	9	12	10	9	10	10	6	7	8	11	13	13
23-24	10	12	11	9	10	9	6	7	8	12	14	12

ZAGREB-GRİČ

TABLE 73b

RAINFALL

Annual variation of the probability (%) for day with rainfall 0.1 mm or more
for the period 1862-1990

Day	I	II	III	IV	V	VI	VII	VIII	IX	X	XI	XII
1	40	34	43	36	46	46	38	30	36	38	32	41
2	36	38	43	31	40	48	37	30	28	40	44	40
3	36	40	40	37	40	45	35	35	26	35	46	47
4	43	33	33	35	52	41	36	35	36	31	42	39
5	44	37	33	35	55	49	36	39	34	40	41	41
6	36	32	36	43	49	46	32	30	30	40	44	40
7	39	35	40	45	40	38	33	32	32	40	39	45
8	34	40	43	43	50	43	36	31	25	39	42	44
9	38	36	36	49	52	46	41	33	31	40	43	43
10	37	35	37	43	45	48	49	33	36	38	49	40
11	39	40	33	47	47	55	38	36	30	35	48	44
12	42	43	39	41	47	54	38	34	36	34	47	42
13	44	37	36	35	42	46	37	33	37	33	40	41
14	39	40	40	34	40	51	37	29	36	34	47	40
15	40	39	29	42	34	50	33	32	36	34	50	47
16	43	34	37	43	40	49	35	29	39	29	40	43
17	42	32	32	48	42	54	43	46	33	25	44	46
18	47	38	33	46	38	47	36	41	28	29	44	38
19	43	29	33	44	40	54	33	33	35	42	42	44
20	32	34	37	40	43	43	39	29	33	39	42	44
21	36	35	38	39	47	51	33	33	38	39	40	40
22	27	30	44	43	40	48	41	37	40	40	44	37
23	29	29	37	50	50	42	30	40	35	42	40	36
24	29	34	40	40	43	47	38	35	33	44	38	31
25	36	35	33	45	48	49	41	33	35	36	45	39
26	36	29	35	43	47	44	35	33	35	44	47	41
27	34	43	36	45	49	40	34	37	33	47	39	33
28	40	36	39	51	52	41	34	29	37	43	39	33
29	35		43	51	37	43	34	33	32	43	49	43
30	40		43	53	39	40	35	28	33	47	40	46
31	42		36		49		30	32		40		43

PRECIPITATION

Number of days with rain

(., , *, ∇, Δ)

Year	I	II	III	IV	V	VI	VII	VIII	IX	X	XI	XII	Sum
1862	3	3	8	12	13	9	9	9	8	8	14	5	101
63	5	2	12	5	5	7	8	3	5	7	11	2	72
64	1	7	12	12	10	18	17	10	12	7	13	2	121
65	8	1	10	2	5	19	9	5	3	15	4	2	83
66	6	11	21	10	12	9	18	15	7	7	12	3	131
67	13	4	10	9	8	11	14	8	9	10	7	3	106
68	5	1	13	9	5	11	17	16	12	11	10	9	119
69	5	3	18	13	14	15	8	13	7	14	12	13	135
70	9	5	8	7	14	19	13	26	6	13	16	7	143
1871	6		6	16	25	20	9	13	10	13	19	2	139
72	9	12	11	16	10	16	12	16	12	18	11	11	154
73	14	6	8	17	19	9	10	7	14	8	13	4	129
74	2	6	3	15	23	14	9	13	5	9	7	15	121
75	6	1	2	9	13	16	11	10	10	22	8	2	110
76	3	4	10	11	18	15	15	12	12	9	3	16	128
77	7	5	12	20	13	10	8	8	12	8	10	9	122
78	6	2	10	14	8	9	18	9	11	16	19	4	126
79	5	20	8	20	16	9	13	10	11	8	6	1	127
80		6	4	8	16	19	10	10	11	9	10	10	113
1881	8	5	13	19	15	19	7	9	14	24	3	8	144
82	3	3	10	10	11	15	13	18	15	17	7	6	128
83	4	6	11	14	14	18	15	10	12	11	13	3	131
84	3	5	9	17	6	25	12	10	6	14	1	14	122
85	4	7	11	10	13	12	8	14	9	15	15	5	123
86	9	2	5	14	9	24	7	15	4	10	7	10	116
87		1	7	4	17	13	6	8	9	13	15	6	99
88	1	2	12	13	12	9	19	9	6	9	3	7	102
89	3	3	6	17	12	13	12	9	19	18	7	2	121
90	7		10	14	14	14	9	5	7	10	16	2	108
1891	1		13	18	15	10	13	8	6	6	14	7	111
92	6	10	6	10	18	17	13	8	8	14	7	3	120
93	1	10	8	7	16	20	16	9	8	8	14	9	126
94	6	4	7	13	19	14	9	13	14	14	6	3	122
95	3	3	7	16	13	13	10	10	5	20	9	15	124
96	3		7	13	16	18	14	18	14	17	17	16	153
97	16	7	11	17	22	15	14	9	15	11	1	6	144
98	7	10	15	14	17	11	18	9	9	14	18	6	148
99	9	9	3	16	18	13	16	12	14	7	5	5	127
1900	14	16	11	15	23	21	9	16	7	16	22	7	177
1901	3	6	16	10	18	16	13	13	17	16	4	17	149
02	6	17	14	12	20	21	13	13	10	18	5	3	152
03	3	5	6	12	17	18	13	10	10	9	16	17	136
04	6	11	15	12	16	13	8	9	16	14	6	7	133
05	1	9	16	15	19	19	10	8	12	16	21	5	151
06	5	8	12	13	20	15	16	12	18	15	10	8	152
07	4	2	8	21	11	10	17	6	9	18	8	14	128
08	3	8	14	16	10	6	12	16	7	6	5	7	110
09	4	3	15	7	15	13	12	12	14	12	11	20	138
10	11	11	8	17	16	20	15	12	14	12	16	15	167

Year	I	II	III	IV	V	VI	VII	VIII	IX	X	XI	XII	Sum
1911	2	4	10	13	17	10	9	9	13	10	14	14	125
12	10	7	18	17	17	13	9	10	18	14	10	9	152
13	4	3	4	10	10	10	22	13	17	7	11	6	117
14		6	11	9	21	14	16	8	10	12	5	12	124
15	13	14	12	12	13	14	14	14	10	18	11	11	156
16	5	11	17	17	12	13	11	13	15	17	15	18	164
17	12		13	16	9	7	11	11	4	21	13	7	124
18	8	1	13	18	13	20	15	13	8	16	5	9	139
19	10	9	11	19	16	14	21	17	8	20	19	10	174
20	8	6	7	11	11	22	12	16	9	7	4	12	125
1921	4	7	6	16	14	19	14	12	7	6	12	6	123
22	5	4	15	16	12	16	9	6	21	27	15	9	155
23	9	8	9	15	7	15	9	4	12	9	18	13	128
24	4	5	10	19	17	17	12	14	10	9	5	8	130
25	8	13	13	17	14	12	16	16	16	11	15	10	161
26	6	9	9	15	18	20	18	10	9	13	12	13	152
27	14	5	16	11	14	13	12	12	10	12	13	14	146
28	12	10	20	18	23	11	9	10	15	17	15	14	174
29		2	6	13	18	14	12	10	5	14	24	9	127
30	16	11	15	18	18	17	17	12	21	15	9	23	192
1931	11	9	13	17	13	15	8	16	22	14	15	3	156
32	5	1	6	18	18	15	13	7	10	19	18	22	152
33	11	4	7	12	27	24	16	14	15	17	20	11	178
34	10	6	16	15	19	22	13	16	10	14	13	16	170
35		6	9	7	17	13	12	17	15	10	18	12	17
36	17	19	14	19	19	23	13	11	12	17	11	11	186
37	13	11	24	24	16	18	15	16	14	12	21	18	202
38	10	4	11	16	17	9	15	21	11	10	8	12	144
39	14	6	9	4	27	16	7	15	16	22	14	6	156
40	2	10	10	11	25	25	17	15	9	19	17	3	163
1941	8	14	12	17	22	18	20	15	11	12	18	7	174
42	1	8	9	22	17	16	15	6	12	7	12	12	137
43	3	8	7	18	17	18	14	9	14	15	15	18	156
44	8	7	12	13	21	18	19	10	14	22	17	15	176
45	1	8	7	14	9	11	14	11	12	11	20	10	128
46	5	9	12	9	19	15	10	12	6	15	19	11	142
47	5	11	17	12	15	17	14	12	4	11	17	12	147
48	19	9	7	15	22	18	16	11	12	16	11	7	163
49	9	2	6	10	21	20	15	14	8	9	22	9	145
50	6	10	10	18	10	11	12	9	13	15	23	18	155
1951	22	13	18	16	21	16	14	8	14	12	20	13	187
52	11	6	13	8	20	14	9	11	18	20	11	15	156
53	8	7	5	14	13	24	11	8	10	14	7	16	137
54	2	6	20	21	24	20	17	12	10	10	13	15	170
55	18	16	9	15	15	16	22	18	10	17	11	15	182
56	11		8	19	17	20	8	10	9	12	11	7	132
57	5	10	8	16	16	13	17	11	13	6	9	14	138
58	12	5	9	16	10	17	9	11	8	13	26	15	151
59	7	2	14	14	16	19	15	17	7	8	18	21	158
60	8	12	14	19	15	17	15	14	15	19	16	14	178
1961	12	10	9	17	19	13	12	6	3	11	17	6	135
62	10	3	11	15	18	17	13	6	13	6	19	6	137
63	9	5	12	16	18	13	8	16	13	9	14	6	139
64		7	15	13	15	14	9	12	8	23	13	14	143
65	10	2	14	21	18	14	14	12	14	2	19	13	153
66	3	12	15	15	12	16	17	18	10	16	20	16	170
67	4	9	17	16	14	17	9	9	16	7	13	5	136
68	2	11	9	7	16	14	12	20	14	5	16	9	135
69	7	11	12	12	13	12	9	19	9	10	16	4	134
70	11	10	15	18	16	13	8	15	10	9	9	7	141

Year	I	II	III	IV	V	VI	VII	VIII	IX	X	XI	XII	Sum
1971	10	7	12	12	12	18	10	8	12	2	10	9	122
72	11	18	12	19	18	15	19	11	10	10	8	8	159
73	11	10	7	17	11	16	15	9	10	8	6	13	133
74	17	12	9	15	20	21	10	9	12	21	10	13	169
75	5	6	19	14	20	19	15	17	8	14	12	6	155
76	3	7	4	16	13	11	13	15	14	17	15	14	142
77	16	13	7	12	16	12	15	15	10	7	19	10	152
78	11	10	16	19	25	13	15	14	13	9	8	17	170
79	10	12	15	17	8	16	13	11	10	10	15	16	153
80	4	10	15	15	22	19	16	13	7	13	9	11	154
1981	4	5	14	9	12	13	10	9	16	16	4	15	127
82	3	3	11	15	9	15	13	10	8	15	6	17	125
83	5	5	7	9	15	13	7	12	7	6	3	7	96
84	14	9	8	8	20	14	16	9	11	9	10	5	133
85	2	4	19	12	12	21	7	8	5	9	17	11	127
86	10	3	12	11	17	18	11	9	6	8	5	4	114
87	8	9	9	14	19	15	9	13	5	16	20	8	145
88	11	15	14	14	15	15	9	11	9	12	5	8	138
89	3	7	8	13	10	10	7	7	11	6	3	2	80
1990	4	4	8	12	3	10	5	3	7	10	15	10	91

Mean values

Period	I	II	III	IV	V	VI	VII	VIII	IX	X	XI	XII	Sum
1862-1870	6.1	4.1	12.4	8.8	9.6	13.1	12.6	11.7	7.7	10.2	11.0	5.1	112.3
1871-1880	5.8	6.2	7.4	14.6	16.1	13.7	11.5	10.8	10.8	12.0	10.6	7.4	126.9
1881-1890	4.2	3.4	9.4	13.2	12.3	16.2	10.8	10.7	10.1	14.1	8.7	6.3	119.4
1891-1900	6.6	6.9	8.8	13.9	17.7	15.2	13.2	11.2	10.0	12.7	11.3	7.7	135.2
1901-1910	4.6	8.0	12.4	13.5	16.2	15.1	12.9	11.1	12.7	13.6	10.2	11.3	141.6
1911-1920	7.2	6.1	11.6	14.2	13.9	13.7	14.0	12.4	11.2	14.2	10.7	10.8	140.0
1921-1930	7.8	7.4	11.9	15.8	15.5	15.4	12.8	10.6	12.6	13.3	13.8	11.9	148.8
1931-1940	9.9	7.9	11.7	15.3	19.4	17.9	13.4	14.6	12.9	16.2	14.9	11.9	166.0
1941-1950	6.5	8.6	9.9	14.8	17.3	16.2	14.9	10.9	10.6	13.3	17.4	11.9	152.3
1951-1960	10.4	7.7	11.8	15.8	16.7	17.6	13.7	12.0	11.4	13.1	14.2	14.5	158.9
1961-1970	6.8	8.0	12.9	15.0	15.9	14.3	11.1	13.3	11.0	9.8	15.6	8.6	142.3
1971-1980	9.8	10.5	11.6	15.6	16.5	16.0	14.1	12.2	10.6	11.1	11.2	11.7	150.9
1981-1990	6.4	6.4	11.0	11.7	13.2	14.4	8.7	9.1	8.5	10.7	8.8	8.7	117.6
1862-1890	5.3	4.6	9.7	12.3	12.8	14.4	11.6	11.0	9.6	12.2	10.1	6.3	119.8
1871-1900	5.5	5.5	8.5	13.9	15.4	15.0	11.8	10.9	10.3	12.9	10.2	7.1	127.2
1881-1910	5.1	6.1	10.2	13.5	15.4	15.5	12.3	11.0	10.9	13.5	10.1	8.4	132.1
1891-1920	6.1	7.0	10.9	13.9	15.9	14.7	13.4	11.6	11.3	13.5	10.7	9.9	138.9
1901-1930	6.5	7.2	12.0	14.5	15.2	14.7	13.2	11.4	12.2	13.7	11.6	11.3	143.5
1911-1940	8.3	7.1	11.7	15.1	16.3	15.7	13.4	12.5	12.2	14.6	13.1	11.5	151.6
1921-1950	8.1	8.0	11.2	15.3	17.4	16.5	13.7	12.0	12.0	14.3	15.4	11.9	155.7
1931-1960	8.9	8.1	11.1	15.3	17.8	17.2	14.0	12.5	11.6	14.2	15.5	12.8	159.1
1941-1970	7.9	8.1	11.5	15.2	16.6	16.0	13.2	12.1	11.0	12.1	15.7	11.7	151.2
1951-1980	9.0	8.7	12.1	15.5	16.4	16.0	13.0	12.5	11.0	11.3	13.7	11.6	150.7
1961-1990	7.7	8.3	11.8	14.1	15.2	14.9	11.3	11.5	10.0	10.5	11.9	9.7	136.9
1862-1990	7.1	7.0	11.0	14.1	15.4	15.3	12.6	11.6	10.8	12.7	12.2	9.9	139.6

PRECIPITATION

Number of days with snow
(*, *, Δ, Δ, ↔)

Year	I	II	III	IV	V	VI	VII	VIII	IX	X	XI	XII	Sum
1862	5	6	3	2							3	2	21
63	1	3	1									3	8
64	4	10	1	6	1						3	8	33
65	8	9	8	1								1	27
66	6	7	2								2	3	20
67	6	4	5								6	13	34
68	8	2	4								2	2	18
69	3	1	2							6	2	4	18
70	4	11	9									13	37
1871	13	1	5							1	6	6	32
72	2	3	1								1	1	8
73	6	8		2							1		17
74	7	7	3	2							8	12	39
75	1	8	8								6	5	28
76	15	7	4	2							8	1	37
77	4	4	5	2								8	23
78	9	1	6								4	9	29
79	11	1	5								7	9	33
80	5	4	3									5	17
1881	17	7	3							1	2	3	33
82	2	2		1							2	5	10
83	6	6	11	2							1	5	31
84	2	3	2								7	3	17
85	6	1	5								1	4	17
86	10	9	5								1	7	32
87	7	6	9	1						1		9	33
88	9	7	4	1						1	4	1	27
89	8	10	6	1							3	8	36
90	1	5	2							4	4	9	25
1891	14	4	5							1	3	1	28
92	6	5	5	1	1					1		9	28
93	17	4	3								5	3	32
94	6	3									5	9	23
95	17	16	6		2						3	8	52
96	13	7	2	2							5	2	31
97	7	2									2	3	14
98	1	7	3									2	13
99	3	4	7								2	13	29
1900	9		6	1									16
1901	8	5	4									1	18
02	4	8	2	2							5	4	25
03	5	1	2	8								7	23
04	8	6	1								4		19
05	9	6		2						4	1		22
06	6	7	5									16	34
07	11	12	4	1							4	7	39
08	7	5	6							1	5	7	31
09	9	10	1	3							3	2	28
10	6	2									4	2	14

Year	I	II	III	IV	V	VI	VII	VIII	IX	X	XI	XII	Sum
1971	8	3	4								7	3	25
72	12	4	3								2	1	22
73	6	5	6								4	2	23
74	2	3	8	2							1	5	21
75	1	6	3								1	4	15
76	9	9	8								4	6	36
77	5	3	3								3	7	21
78	15	11	2								3	5	36
79	13	9										5	27
80	15	2	4	2							8	8	39
1981	6	11	2		2						4	8	33
82	11	7	4	4								1	27
83	1	9	2								1	6	19
84	13	10	1									5	29
85	10	4	5	1	2						5	2	29
86	10	15	7	2								2	36
87	11	1	9									1	22
88	3	6	4	1							6	4	24
89	2										2		4
1990	6	1										14	21

Mean values

Period	I	II	III	IV	V	VI	VII	VIII	IX	X	XI	XII	Sum
1862-1870	5.0	5.9	3.9	1.0	0.1					0.7	2.0	5.4	24.0
1871-1880	7.3	4.4	4.0	0.8						0.1	4.1	5.6	26.3
1881-1890	6.6	5.6	4.7	0.6						0.7	2.5	5.4	26.1
1891-1900	9.3	5.2	3.7	0.4	0.3					0.2	2.5	5.0	26.6
1901-1910	7.3	6.2	2.5	1.6						0.5	2.6	4.6	25.3
1911-1920	7.7	3.8	2.6	1.5	0.1					0.3	3.1	5.1	24.2
1921-1930	7.4	5.5	3.8	0.3						0.3	2.5	7.6	27.4
1931-1940	10.4	7.4	5.5	1.4	0.2					0.9	2.1	10.2	38.1
1941-1950	11.1	8.5	4.2	0.6						0.8	2.0	6.4	33.6
1951-1960	9.7	9.5	5.6	0.8	0.1					0.1	1.7	5.7	33.2
1961-1970	11.2	7.6	5.7	0.5	0.1						2.8	10.6	38.5
1971-1980	8.6	5.5	4.1	0.4							3.3	4.6	26.5
1981-1990	7.3	6.4	3.4	0.8	0.4						1.8	4.3	24.4
1862-1890	6.3	5.3	4.2	0.8						0.5	2.9	5.5	25.5
1871-1900	7.7	5.1	4.1	0.6	0.1					0.3	3.0	5.3	26.3
1881-1910	7.7	5.7	3.6	0.9	0.1					0.5	2.5	5.0	26.0
1891-1920	8.1	5.1	2.9	1.2	0.1					0.3	2.7	4.9	25.4
1901-1930	7.5	5.2	3.0	1.1						0.4	2.7	5.8	25.6
1911-1940	8.5	5.6	4.0	1.1	0.1					0.5	2.6	7.6	29.9
1921-1950	9.6	7.1	4.5	0.8	0.1					0.7	2.2	8.1	33.0
1931-1960	10.4	8.5	5.1	0.9	0.1					0.6	1.9	7.4	35.0
1941-1970	10.7	8.5	5.2	0.6	0.1					0.3	2.2	7.6	35.1
1951-1980	9.8	7.5	5.1	0.6	0.1						2.6	7.0	32.7
1961-1990	9.0	6.5	4.4	0.6	0.2						2.6	6.5	29.8
1862-1990	8.4	6.3	4.1	0.8	0.1					0.3	2.5	6.2	28.8

PRECIPITATION

Number of days with hail
(▲, △)

Year	I	II	III	IV	V	VI	VII	VIII	IX	X	XI	XII	Sum
1862													
63													
64						1			1				2
65													
66			1	1									2
67					1	1	1	1					4
68													
69				1									1
70							2						2
1871			1		1	2	1						5
72					1								1
73					1		1	1					3
74				1									1
75					1								1
76						1		1					2
77				1									1
78			1						1				2
79													
80							1	1				1	3
1881													
82													
83						1							1
84					1	2							3
85					2	1			1				4
86						1	1						2
87					1		1						2
88						1							1
89						1			1				2
90													
1891					1								1
92						2	1			1			4
93						1							1
94					1	1		3					5
95													
96									1				1
97													
98											1		1
99				1	1			1					3
1900							1	1					2
1901													
02						1			1				2
03					1								1
04				2						1			3
05				1	1	2		1					5
06			2		1			1	1				5
07							1						1
08													
09			1	1		1							3
10						1	1						2

Year	I	II	III	IV	V	VI	VII	VIII	IX	X	XI	XII	Sum
1911					1								1
12							1	1					2
13									1				1
14						1							1
15						2	1						3
16					1	1	1	1				1	5
17							1			1			2
18				1									1
19				1			1		1				3
20					1	2	1						4
1921					2								2
22				1					1				2
23							1				1		2
24				1	1			1					3
25													
26					1	2				1			4
27			1	1				1					3
28				1	2	1							4
29						1							1
30			1	2	1	1	1			1			7
1931						1		2					3
32				2	1	1							4
33					2	1		1					4
34					1		1						2
35				1						1			2
36					1	1	1						3
37				1			1	2					4
38			1			1	1						3
39										1			1
40					1	1							2
1941				1	1								2
42			1	1		1	2						5
43													
44					1	1					1		3
45				1	1		3	2		1			8
46		1		1	1		2						5
47				2	1	2	1					1	7
48				1	1								2
49						1							1
50				2	1			1					4
1951					1		1						2
52						1				1	1	1	4
53					1								1
54							2		1				3
55		1						1	1				3
56						1		1					2
57		1					2						3
58					1			1					2
59				2		1		2					5
60							1						1
1961													
62												2	2
63	1			1		1	2						7
64		1	1							1			3
65	1			1							1		3
66					2	1		1					4
67			1			1		1					3
68													
69		1			1	1							3
70				1	1	1		1	1				5

Year	I	II	III	IV	V	VI	VII	VIII	IX	X	XI	XII	Sum
1971								1					1
72				1	1		1						3
73													
74		1					1	2	1				5
75			1	1		2		1					5
76													
77													
78				2			1					1	4
79	1							1					2
80					1		1	1			1		4
1981				1									1
82						1		1					2
83					1		1						2
84	1				2								3
85	1						1						2
86	2		2	1		2						1	8
87	3		1									2	6
88	1					1							2
89						1	1						2
1990													

Mean values

Period	I	II	III	IV	V	VI	VII	VIII	IX	X	XI	XII	Sum
1862-1870			0.1	0.2	0.1	0.2	0.3	0.1	0.1				1.2
1871-1880			0.2	0.2	0.4	0.3	0.3	0.4				0.1	1.9
1881-1890					0.4	0.7	0.2		0.2				1.5
1891-1900				0.1	0.3	0.4	0.2	0.5	0.1	0.1	0.1		1.8
1901-1910			0.3	0.4	0.3	0.5	0.3	0.2	0.1	0.1			2.2
1911-1920				0.2	0.3	0.6	0.6	0.2	0.2	0.1		0.1	2.3
1921-1930			0.2	0.6	0.7	0.5	0.2	0.2	0.1	0.2	0.1		2.8
1931-1940			0.1	0.4	0.6	0.6	0.4	0.5		0.2			2.8
1941-1950		0.1	0.1	0.9	0.7	0.5	0.8	0.3		0.1	0.1	0.1	3.7
1951-1960		0.2		0.2	0.3	0.3	0.6	0.5	0.2	0.1	0.1	0.1	2.6
1961-1970	0.2	0.2	0.2	0.3	0.4	0.5	0.2	0.3	0.1	0.1	0.1	0.2	2.8
1971-1980	0.1	0.1	0.1	0.4	0.2	0.2	0.4	0.6	0.1		0.1	0.1	2.4
1981-1990	0.8		0.3	0.2	0.3	0.5	0.3	0.1				0.3	2.8
1862-1890			0.1	0.1	0.3	0.4	0.3	0.2	0.1			0.0	1.6
1871-1900			0.1	0.1	0.4	0.5	0.2	0.3	0.1	0.0	0.0	0.0	1.7
1881-1910			0.1	0.2	0.3	0.5	0.2	0.2	0.1	0.1	0.0		1.8
1891-1920			0.1	0.2	0.3	0.5	0.4	0.3	0.1	0.1	0.0	0.0	2.1
1901-1930			0.2	0.4	0.4	0.5	0.4	0.2	0.1	0.1	0.0	0.0	2.4
1911-1940			0.1	0.4	0.5	0.6	0.4	0.3	0.1	0.2	0.0	0.0	2.6
1921-1950			0.1	0.6	0.7	0.5	0.5	0.3	0.0	0.2	0.1	0.0	3.1
1931-1960		0.1	0.1	0.5	0.5	0.5	0.6	0.4	0.1	0.1	0.1	0.1	3.0
1941-1970	0.1	0.2	0.1	0.5	0.5	0.4	0.5	0.4	0.1	0.1	0.1	0.1	3.0
1951-1980	0.1	0.2	0.1	0.3	0.3	0.3	0.4	0.5	0.1	0.1	0.1	0.1	2.6
1961-1990	0.4	0.1	0.2	0.3	0.3	0.4	0.3	0.3	0.1	0.0	0.1	0.2	2.7
1862-1990	0.1	0.0	0.1	0.3	0.4	0.4	0.4	0.3	0.1	0.1	0.0	0.1	2.4

OTHER PHENOMENA

Number of days with thunderstorm
(R, (R), T)

Year	I	II	III	IV	V	VI	VII	VIII	IX	X	XI	XII	Sum
1862				2	4	1	3	1	4	1			16
63					1		4	2		1			8
64					1	1	6	4	3				15
65					3	7	4	2		1			17
66			3	1	2	5	11	5	3	1			31
67				3	3	5	3	5	2				21
68				1	5		2	1	1	1			11
69			1	1	3	2	3	2	1	3			16
70					4	6	2	7	2	3			24
1871			1	2	7	4	4	3	5				26
72				4	2	8	8	8	4	1			35
73			1	1	4	5	8	5	5				29
74				4	3	11	4	5				1	28
75					3	8	6	2	2		1		22
76	1			4		7	8	4	1			2	27
77				4		4	5	4	2		1		20
78			1	1		7	9	3	2	1	1	1	26
79		1		2	1	6	4	5	2				21
80				1	7	7	9	4	4	1	1	1	35
1881			1		2	5	5	4	1				18
82				1	3	2	4	12	3	3		1	29
83					4	6	4	1	3				18
84				1	2	6	3	2					14
85			1	1	3	3	5	4	5				22
86					4	12	2	3	3	1	1		26
87			1	2	3	4	6	4	2	1			23
88				2	1	6	7	3	1	1	1		22
89				2	5	9	7	6	4	1			34
90	1			3	6	5	3	6	4	2	1		31
1891					7	2	7	2	1		1		20
92		1		1	5	9	9	5	2	2			34
93			2	1	9	9	14	2	4	2			43
94				4	9	7	5	7	1	3			36
95				1	5	9	5	4	2	3			29
96				2	8	10	7	6	4		1	1	39
97			1	2	6	9	5	6	7				36
98				4	5	6	6	3	2	3	2		31
99			1	4	6	5	15	6	5				42
1900		1		3	6	12	9	8					39
1901	1	1	1	2	9	9	13	6	4			1	47
02					2	12	8	7	4	2			35
03					8	11	5	4	3	1			32
04		2		3	5	7	8	7	2	1		1	36
05			1	3	4	11	6	5	4	1	1		36
06				2	3	12	10	12	6	3		2	50
07				1	7	4	8	2	4	5	1		32
08		1	2		1	4	9	6	2				25
09			1	3	3	10	4	6	3			1	31
10			1	1	6	13	6	6	3	1	1		38

Year	I	II	III	IV	V	VI	VII	VIII	IX	X	XI	XII	Sum
1911					6	4	9	8	4	2	1		34
12		1			3	9	5	6	1		1		26
13				2	2	5	8	9	7	2	1		36
14			1	1	4	10	7	6	5				34
15	1	1		3	5	11	6	8	2	2	1	1	41
16				2	4	7	8	9	8	2	1	1	42
17	1				6	7	11	6	2	4			37
18				5	3	7	8	8	2	1			34
19		1		4	7	4	7	5	4	1	3		36
20		1		1	5	11	8	6	3				35
1921				1	8	4	9	8	1				31
22				1	5	7	3	1	4	1	1		23
23			1	2	4	4	6	6	2	2	3		30
24				3	8	6	7	4	1				29
25			1	2	4	4	7	6	4	2	1		31
26				3	5	8	11	6	5	2	1		41
27			1	4	3	6	4	3	1				22
28				2	2	5	3	5	1	3			21
29				1	8	7	4	3	1	1	2		27
30				4	5	9	8	5	10	4			45
1931			1	2	1	11	4	6	4	2	1		32
32				1	8	8	6	5	1	3			32
33				1	6	10	5	5	2	2	1		32
34				1	14	14	8	9	2	1	2		51
35	1			4	7	7	9	8	3	2			41
36		1	1	2	7	17	9	5	4				46
37			2	3	6	11	12	7	3	4			48
38			1	2	9	7	4	11	1	1			36
39				1	7	7	4	3	5	2	1		30
40			1	3	9	8	4	5	1	1		1	33
1941				3	6	8	7	8	1				33
42				3	9	6	9	3	5	3			38
43				1	4	10	8	5	4				32
44			1	5	2	7	5	4	3		1		28
45				5	6	7	10	6	2	1			37
46		2		2	15	10	6	8	2				45
47				4	7	7	12	3	1		1	1	36
48				3	10	4	10	4	1	2			34
49				2	5	10	7	4	1		1	1	31
50		1	1	2	3	5	7	4	4		1	3	31
1951			1	2	7	9	11	2	5		1		38
52	1		3	4	7	6	4	6	7	4	1	3	46
53				6	6	10	8	3	2	1			36
54			1	3	4	14	5	5	5	1		1	39
55	1		1		1	8	8	11	6				36
56				3	5	9	7	7	2				33
57		1		1	5	7	8	4	2				28
58				1	4	1	8	3	1	4		1	23
59				2	7	9	12	10	1			1	42
60			1	2	4	7	6	7	3	2	1		33
1961		1	1	4	9	7	8	2			1	1	34
62			1	4	4	9	5	2	3		1		29
63			2	6	10	6	9	12	7	1	2		55
64				1	4	8	5	8	5	4	2		37
65			1	4	8	7	11	6	2		1	1	41
66		1	1	4	5	11	10	7	4	2			45
67			1	2	5	9	4	8	7	1	1	1	39
68				1	3	11	3	10	4		2	1	35
69				1	5	9	4	10	3		3		35
70				1	6	8	5	8		1	1		30

Year	I	II	III	IV	V	VI	VII	VIII	IX	X	XI	XII	Sum
1971				1		12	6	7			1		27
72				1	7	7	12	4	2				33
73		1			3	5	8	7	3		1		28
74		2	1	2	6	4	2	8	3	2	1		31
75			1	3	6	7	11	11	3	2			44
76	1			4	3	7	6	5	5	1	1		33
77	1	2	1	2	2	9	5	8	1		1		32
78				3	9	4	8	4	5	1			34
79	3	1		3	2	11	5	5		2	2	1	35
80					4	6	6	5	3	4			28
1981	1			1	2	5	4	5	4	1	1	3	27
82			1		3	10	7	6	3	1			31
83	1	1	2	2	6	4	11	9	2	2	1		41
84	2		1	1	6	7	11	6	5				39
85	1		1	2	6	7	4	4	2		2		29
86	1		1	4	8	6	3	4	1	1		1	30
87	1		1		3	5	6	4	3	1	2		26
88	1	1	2	5	4	10	2	4	3	1		1	34
89		1		2	8	11	10	5	1		1	1	40
1990		2	2	6	7	8	3	4	6	1	1		40

Mean values

Period	I	II	III	IV	V	VI	VII	VIII	IX	X	XI	XII	Sum
1862-1870			0.4	0.9	2.9	3.0	4.2	3.2	1.8	1.2			17.7
1871-1880	0.1	0.1	0.3	2.3	2.7	6.7	6.5	4.3	2.7	0.3	0.4	0.5	26.9
1881-1890	0.1		0.3	1.2	3.3	5.8	4.6	4.5	2.6	0.9	0.3	0.1	23.7
1891-1900		0.2	0.4	2.2	6.6	7.8	8.2	4.9	2.8	1.3	0.4	0.1	34.9
1901-1910	0.1	0.4	0.9	1.5	5.7	9.1	7.9	5.5	3.2	1.1	0.5	0.3	36.2
1911-1920	0.2	0.4	0.1	1.8	4.5	7.5	7.7	7.1	3.8	1.4	0.8	0.2	35.5
1921-1930			0.3	2.3	5.2	6.0	6.2	4.7	3.0	1.5	0.8		30.0
1931-1940	0.1	0.1	0.6	2.0	7.4	10.0	6.5	6.4	2.6	1.8	0.5	0.1	38.1
1941-1950		0.3	0.2	3.0	6.7	7.4	8.1	4.9	2.4	0.6	0.4	0.5	34.5
1951-1960	0.2	0.1	0.7	2.4	5.0	8.0	7.7	5.8	3.4	1.2	0.3	0.6	35.4
1961-1970		0.2	0.7	2.8	5.9	8.5	6.4	7.3	3.5	0.9	1.4	0.4	38.0
1971-1980	0.5	0.6	0.3	1.9	4.2	7.2	6.9	6.4	2.5	1.2	0.7	0.1	32.5
1981-1990	0.8	0.5	1.1	2.3	5.3	7.3	6.1	5.1	3.0	0.8	0.8	0.6	33.7
1862-1890	0.1	0.0	0.3	1.5	3.0	5.2	5.1	4.0	2.4	0.8	0.2	0.2	22.9
1871-1900	0.1	0.1	0.3	1.9	4.2	6.8	6.4	4.6	2.7	0.8	0.4	0.2	28.5
1881-1910	0.1	0.2	0.5	1.6	5.2	7.6	6.9	5.0	2.9	1.1	0.4	0.2	31.6
1891-1920	0.1	0.3	0.5	1.8	5.6	8.1	7.9	5.8	3.3	1.3	0.6	0.2	35.5
1901-1930	0.1	0.3	0.4	1.9	5.1	7.5	7.3	5.8	3.3	1.3	0.7	0.2	33.9
1911-1940	0.1	0.2	0.3	2.0	5.7	7.8	6.8	6.1	3.1	1.6	0.7	0.1	34.5
1921-1950	0.0	0.1	0.4	2.4	6.4	7.8	6.9	5.3	2.7	1.3	0.6	0.2	34.2
1931-1960	0.1	0.2	0.5	2.5	6.4	8.5	7.4	5.7	2.8	1.2	0.4	0.4	36.0
1941-1970	0.1	0.2	0.5	2.7	5.9	8.0	7.4	6.0	3.1	0.9	0.7	0.5	36.0
1951-1980	0.2	0.3	0.6	2.4	5.0	7.9	7.0	6.5	3.1	1.1	0.8	0.4	35.3
1961-1990	0.4	0.4	0.7	2.3	5.1	7.7	6.5	6.3	3.0	1.0	1.0	0.4	34.7
1862-1990	0.2	0.2	0.5	2.1	5.0	7.3	6.7	5.4	2.9	1.1	0.6	0.3	32.2

OTHER PHENOMENA

Number of days with fog
(≡, ≐, ≑)

Year	I	II	III	IV	V	VI	VII	VIII	IX	X	XI	XII	Sum
1921	12	7	21	1				1	7	18	7	15	89
22	12	17	8	3	1				4	14	18	23	100
23	18	17	14		1	1	1		6	5	16	13	92
24	21	13	9		1			5	13	26	14	21	123
25	19	4	1	3	2			1		10	14	13	67
26	13	6	2				1	3	5	8	10	17	65
27	27	14	10	2	5	2		4	3	24	16	21	128
28	24	5	12	2	2			11	8	13	17	21	115
29	20	15	15	2		2	1	2	4	8	17	12	98
30	24	14	10	1	2	1		5	4	13	11	16	101
1931	17	16	8		1		1	2	5	13	21	12	96
32	18	16	12	3	1				1	11	20	24	106
33	22	14	11	2	1			1	2	17	19	19	108
34	19	13	5	2		1	1	1	3	16	18	16	95
35	17	13	6	3	1		1		7	7	16	16	87
36	16	11	10	2	2		1		1	16	17	27	103
37	24	16	4	6		2	1	1	4	11	22	19	110
38	26	20	7	7	1			4	5	12	21	16	119
39	22	19	7	1				2	3	9	12	19	94
40	25	24	7	4	5		2	4	8	22	15	19	135
1941	19	17	8	1	1			2	4	13	17	15	97
42	14	21	18	7		1		6	1	16	13	19	116
43	20	18	9	5			1		2	7	17	16	95
44	18	13	8	4	3				4	12	11	17	90
45	15	14	8	2					1	10	10	16	76
46	8	6	10	1	1					6	19	12	63
47	14	18	8	1			1		1	9	19	13	84
48	19	11	17	3					8	10	17	18	103
49	19	19	8	3		1		2	3	7	15	20	97
50	16	20	15	3						9	22	21	106
1951	20	14	10	6				1	2	14	16	27	110
52	22	22	7			1			3	10	21	17	103
53	14	17	12	1	3	1	2		2	6	16	19	93
54	11	17	13	4					2	13	19	23	102
55	19	18	14	9		2		1	4		17	20	104
56	8	18	8	3				2	1	8	11	18	77
57	25	24	9	5					4	16	12	20	115
58	21	12	7	4					3	12	13	17	89
59	12	15	14	1		1			3	19	17	22	104
60	19	12	17	4	1					11	18	18	100
1961	21	20	9					2		10	25	13	100
62	19	10	9	9					1	16	15	22	101
63	19	20	21	4					3	17	7	19	110
64		20	18	1					4	8	12	14	77
65	21	14	15	6				2	3	18	17	22	118
66	17	14	8	8				3	5	5	18	22	100
67	20	15	3	6			1		3	15	19	16	98
68	17	17	10	1					2	9	11	14	81
69	12	16	5						5	16	5	14	73
70	14	8	6	3					1	9	9	13	63

Year	I	II	III	IV	V	VI	VII	VIII	IX	X	XI	XII	Sum
1971	18	3	3	2					2	5	7	19	59
72	12	11	1	1					2	8	17	10	62
73	13	6	3	1				1	3	8	9	3	47
74	20	8	3						4	7	13	14	69
75		6	4		1	2		2	5	6	8	14	48
76	10	7	10						1	11	8	13	60
77	11	8	2	3					1	10	10	7	52
78	12	9	4						2	6	16	14	63
79	10	6	5	2				1		1	5	7	37
80	3	9	3		2				6	1	8	8	40
1981	19	20	3									16	58
82	3	12	1	1					3	7	7	2	36
83	10	5		1					2	4	12	11	45
84	17	13	3	1			1		3	5	10	14	67
85	16	11	10	1	2	2				6	8	10	66
86	14	15	17	3		1			3	5	14	12	84
87	1	12	3	2						1	11	16	46
88	11	1	3	4					3	11	8	9	50
89	20	8	1						3	3	5	10	50
1990	8	2							1	4	10	3	28

Mean values

Period	I	II	III	IV	V	VI	VII	VIII	IX	X	XI	XII	Sum
1921-1930	19.0	11.2	10.2	1.4	1.4	0.6	0.3	3.2	5.4	13.9	14.0	17.2	97.8
1931-1940	20.6	16.2	7.7	3.0	1.2	0.3	0.7	1.5	3.9	13.4	18.1	18.7	105.3
1941-1950	16.2	15.7	10.9	3.0	0.5	0.2	0.2	1.0	2.4	9.9	16.0	16.7	92.7
1951-1960	17.1	16.9	11.1	3.7	0.4	0.5	0.2	0.4	2.4	10.9	16.0	20.1	99.7
1961-1970	16.0	15.4	10.4	3.8	0.0	0.0	0.1	0.7	2.7	12.3	13.8	16.9	92.1
1971-1980	10.9	7.3	3.8	0.9	0.3	0.2	0.0	0.4	2.6	6.3	10.1	10.9	53.7
1981-1990	11.9	9.9	4.1	1.3	0.2	0.3	0.1	0.0	1.8	4.6	8.5	10.3	53.0
1921-1950	18.6	14.4	9.6	2.5	1.0	0.4	0.4	1.9	3.9	12.4	16.0	17.5	98.6
1931-1960	18.0	16.3	9.9	3.2	0.7	0.3	0.4	1.0	2.9	11.4	16.7	18.5	99.2
1941-1970	16.4	16.0	10.8	3.5	0.3	0.2	0.2	0.7	2.5	11.0	15.3	17.9	94.8
1951-1980	14.7	13.2	8.4	2.8	0.2	0.2	0.1	0.5	2.6	9.8	13.3	16.0	81.8
1961-1990	12.9	10.9	6.1	2.0	0.2	0.2	0.1	0.4	2.4	7.7	10.8	12.7	66.3
1921-1990	16.0	13.2	8.3	2.4	0.6	0.3	0.2	1.0	3.0	10.2	13.8	15.8	84.9