

Fig. S1. The relation between glucose and extract mass fractions during beer production with a successively used yeast starter culture (from the first (A) to the last (L) successive use)

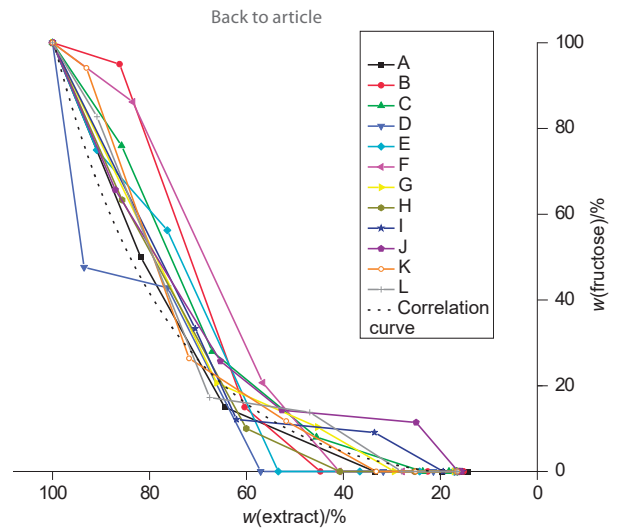


Fig. S2. The fructose mass fraction in relation to the extract mass fraction during beer production with a successively used yeast starter culture (from the first (A) to the last (L) successive use)

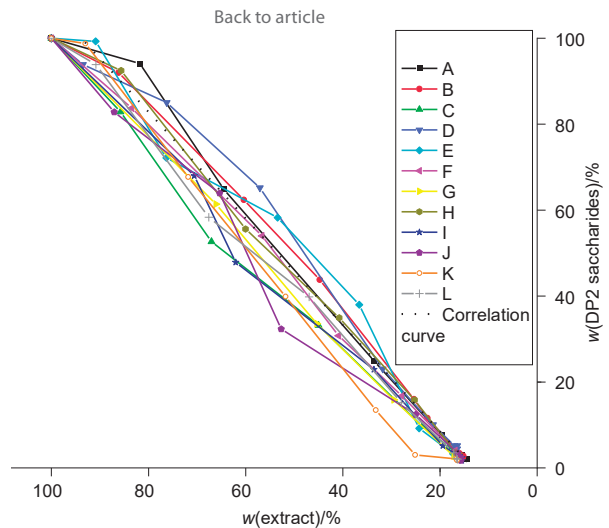


Fig. S3. The DP2 saccharide mass fraction in relation to the extract mass fraction during beer production with a successively used yeast starter culture (from the first (A) to the last (L) successive use)

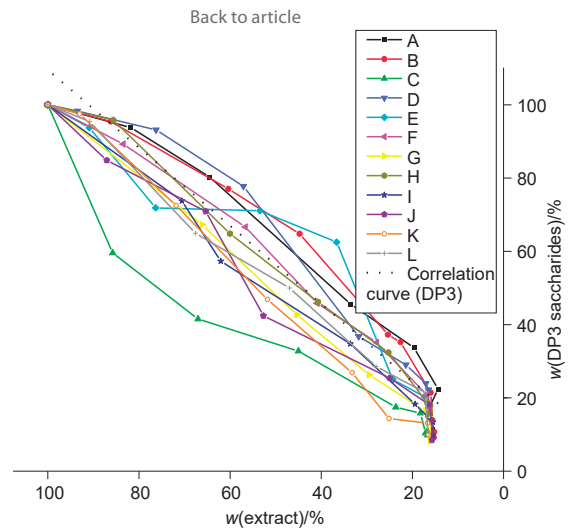


Fig. S4. The DP3 saccharide mass fraction in relation to the extract content mass fraction during the beer production with successively used yeast starter culture (from the first (A) to the last (L) successive use)